



**PUBLIC SAFETY COUNCIL
SUBCOMMITTEE REGULAR MEETING
AT 6:00 PM**



JANUARY 7, 2026

SUBCOMMITTEE MEMBERS

Tonia Lediju. PhD (Councilmember, District 3)
Alexander Matias (Councilmember, District 1)
Charles Palmares (Councilmember, District 4)

HYBRID MEETING
www.Cityofvallejo.net

**Vallejo Room (Lower-Level JFK Library)
505 Santa Clara Street
Vallejo, CA 94590**

<p>NOTICE: Members of the Public will be able to participate in-person or remotely via Zoom</p>	<p>The Vallejo Room will be open to members of the public 30 minutes prior to the start of the meeting.</p>
<p>PUBLIC COMMENT: Members of the Public may provide public comments during the Meeting in person or via ZOOM https://ZoomVallejoRoom.Cityofvallejo.net, or via phone, by dialing (669) 900-6833.</p>	<p>For additional instructions on how to speak remotely during public comment, please visit, www.cityofvallejo.net/publiccomment</p>
<p>VIEW THE MEETING: There are four different ways you can view this public meeting:</p> <ul style="list-style-type: none"> • In Person • Stream from the City website: www.cityofvallejo.net/Streaming • Join the Zoom webinar: https://zoomvallejooroom.cityofvallejo.net/ 	<p>Scan QR code for live captions and translation in Spanish and Tagalog.</p> 
<p align="center">Hybrid Options are available for members of the public to participate. To participate remotely</p>	
<p><u>Option to Join by Computer</u> From your browser go to https://ZoomVallejoRoom.CityofVallejo.net to launch and join the zoom application. Meeting ID: 814 4681 4741# Meeting Password: 131313</p>	<p><u>Option to Join by Phone</u> Dial (669) 900-6833 Enter Meeting ID: 814 4681 4741# Meeting Password: 131313 Press *9 to digitally raise your hand from the phone. Press *6 to unmute/mute</p>
<p>Any supplemental writing related to an agenda item for an open session of a regular meeting that is distributed to all or a majority of all members of the Subcommittee less than 72 hours before the meeting will be posted concurrently on the City’s website at www.cityofvallejo.net/agendas Written material distributed during the meeting, will be available at the meeting if prepared by the City or after the meeting if prepared by someone else. Such materials may be obtained from the Subcommittee Secretary</p>	
	<p>Vallejo Room is ADA compliant. Devices for the hearing impaired are available from the City Clerk. Requests for disability related modifications or accommodations, aids or services may be made by a person with a disability to the City Clerk’s office no less than 72 hours prior to the meeting by contacting via email Dawn.Abrahamson@cityofvallejo.net or via phone at (707) 648-5200 as required by Section 202 of the Americans with Disabilities Act of 1990 and the federal rules and regulations adopted in implementation thereof</p>

--	--

AGENDA

- 1. CALL TO ORDER**
- 2. PLEDGE OF ALLEGIANCE**
- 3. ROLL CALL**
- 4. APPROVAL OF MINUTES**
 - A Approval of minutes for the regular meeting of December 3, 2025
- 5. OPERATIONS BUREAU MONTHLY STATISTICAL REPORT**

Report is a standing agenda topic and covers many topics to include: police staffing, crime trends, collision data, and overall department activity.

 - A Operations Bureau Monthly Statistical Report
- 6. ACTION ITEMS**
 - A **DOMESTIC CRIME VIOLENCE**

Recommendation: Receive presentation and provide direction to staff
Contact: Jason Ta, Chief of Police
Jason.Ta@cityofvallejo.net
- 7. ADJOURNMENT**

ADDITIONAL CITY INFORMATION

Members of the public can:

- Like us on Facebook and Instagram ([@cityofvallejo](#))
- Sign up to receive City Communications via e-mail (www.cityofvallejo.net/subscribe)
- Sign up for emergency alerts at: alertsolano.com

I, Dawn G. Abrahamson, City Clerk do hereby certify that I have caused a true copy of the above notice and agenda to be delivered to

Tonia Lediju. PhD (Councilmember, District 3)
Alexander Matias (Councilmember, District 1)
Charles Palmares (Councilmember, District 4),

at the time and in the manner prescribed by law and that this agenda was posted at City Hall, 555 Santa Clara Street, CA at 3:00 p.m., Tuesday, December 30, 2025.

Dated: Tuesday, December 30, 2025



**PUBLIC SAFETY COUNCIL SUBCOMMITTEE
REGULAR MEETING MINUTES
December 3, 2025**

**Vallejo Room (Lower Level of JFK Library)
505 Santa Clara Street, Vallejo, California**

1. CALL TO ORDER

The meeting was called to order at 6:11 p.m.

2. PLEDGE OF ALLEGIANCE

3. ROLL CALL

Present: Councilmembers Lediju and Matias. Absent Palmares

Staff present: Police Chief Ta, Deputy Police Chief Knight, Lt. Caitham, City Attorney Nebb

Community Partners Present: Carrie Cordero-SANE SART, Elsa Flores-Kaiser Permanente, Lorena Sandoval & Ramirez- Solano Co. & Contra Costa Co. Family Justice Alliance.

4. APPROVAL OF MINUTES

Action: moved by Councilmember Lediju and carried unanimously to approve the minutes from the November 5, 2025, regular meeting.

A Approval of minutes for the regular meeting of November 5, 2025

5. UPDATE ON PUBLIC SAFETY ITEMS

A UPDATE ON THE FOLLOWING PUBLIC SAFETY ITEMS

- Operations Report, Staffing and Crime Data
- Domestic Crime Violence

Police Operations Report Including Recruitment & Hiring: Deputy Chief Knight reported that VPD currently has 78 officers with 129 positions allotted but only 114 budgeted. The new P.O.P. Team is operational and showing positive results. Traffic stops have gone up. Weapons and Firearms have gone down. There was 1 fatal collision. Abandoned vehicles had 618 reported last month and 444 this month. Murders down 25%, Theft down 25%, Stolen vehicles down 32%, Shootings down 23%, and Domestic Violence went up 43% from 38% last month.

Council member Lediju asked if we can break down the Domestic Violence into smaller categories, and what the break-down would be for every quarterly report. She also asked what we do with threats of suicide. Councilmember Lediju was concerned about a neighborhood veteran who committed suicide and the neighborhood did not receive any follow-up discussion or services.

Public Safety Council Subcommittee

Special Meeting Minutes

October 1, 2025

There was a question on abandoned vehicles and the inspections. DC Knight mentioned a Tow Sweep will take place February 2026 and discussed how the inspections occur throughout the city. Lastly, Councilmember Lediju asked what kind of real-time report regarding communications, lag times, capacity, slowdowns, or other issues that affect services. She states communication is everything to the public!

Councilmember Matias discussed the potential for volunteers to help with abandoned vehicle inspections starting in January 2026. Councilmember Matias asked if there is concentration in certain areas regarding fatal collisions. He would like to see a breakdown of the areas. He also would like to meet with the City Manager's Office and Public Works for Traffic Calming options. He requested a report out for next month.

Councilmember Lediju asked if we could use crime mapping for all areas. DC Knight mentioned we already utilize Geo mapping which shows the crime trends.

Councilmember Matias followed up asking about calls for service. He noticed an increase in calls for service meaning the word is out that Vallejo PD is showing up and helping. He was alarmed by the Kidnapping/Abduction statistics.

Councilmember Lediju requests monthly updates related to calls for service. DC Knight will report this out each month.

6. DOMESTIC VIOLENCE REVIEW

A OVERVIEW OF DOMESTIC VIOLENCE & CASE REVIEW

Chief Ta discusses Domestic Violence going back to 2023-2024 Dec-Jan. Chief Ta mentions that most violence was domestic violence. He discussed the repeat offenders of domestic violence. After reviewing the presentation Chief Ta emphasized page 1, with 3 bullet points to focus on:

- Gun-related domestic violence case, to support and potentially expand the department's GVRO (Gun-Violence Restraining Order) initiative.
- Repeat offenders, to understand the circumstances and dispositions that may be contributing to recurring incidents.
- Geographic areas within the city may benefit from enhanced educational outreach and community engagement campaigns focused on intervention and prevention strategies.

Councilmember Lediju asks who is the ones calling for DM? The neighbors, the victim, child? She also wants to know if these DM calls come from apartments or

Public Safety Council Subcommittee

Special Meeting Minutes

October 1, 2025

single-family homes. Wants deeper dive into repeat offenders related to Domestic Violence.

Commented [DA1]: Spell out DV then DV in (n)

PARTNERSHIP GUEST COMMENTS:

Ms. Cordero (SANE SART) (Child Advocacy Center) mentioned the need to perform a forensic interview. Also, wrap around case management for victims of sex trafficking or DV.

Ms. Flores (Kaiser Permanente) mentioned they have full-time social workers and will do a social needs assessment. They have referral links to several community programs. They have invested over \$500,000.00 in Vallejo.

Ms. Sandoval/ Ramirez discussed that the Family Justice Alliance addresses sexual assault, DM, and sex trafficking. Survivors get connected with a navigator. They perform an assessment need-danger-then perform a lethality review. Survivors often get referred to many separate services that the Justice Alliance has under one-roof. Depending on threat assessment they will connect the survivor immediately, within 7-days, or 90-days. The focus is to provide dignity, respect and understanding.

Community members round tabled as called for by Councilmember Matias:

- Ms. Flores mentioned Kaiser can do more and will take a deeper dive into better use of services and funding.
- Strangulation is the most lethal form of violence outside of gun violence.
- Faster services for survivors must happen. Time is of the essence.
- What is VPD doing to restore a relationship with the community-survivors should be included at the table.
- Did any programs lose funding during Covid or Government shutdown and then an uptick of DM observed?
- DV is a public health crisis.
- Report and statistics need to be more specific, Hispanic, White, Male vs. Male, or Female to Female violence, etc.
- Are there any safehouses in Vallejo.

Public Safety Council Subcommittee

Special Meeting Minutes

October 1, 2025

- What is the lethality of the incident.

ACTION ITEMS:

Councilmember Matias asks what the timelines for the 3 bullet points are:

- Chief Ta will speak with HR & City Manager 1-week out
- Chief Ta will speak with District Attorney-needs to pull reports. Manuel reviews of repeat offenses. Analyze data depending on what is requested in future. 1-month out
- Geographic areas- we can place DV informational pamphlets in our scheduled community meetings and events. This can happen immediately upon updating referral cards.

Other:

- City Attorney’s Office: City Attorney Nebb to coordinate with City Manager’s Office to gather information on Safe Houses or Emergency Housing
- City Attorney Nebb will review tenants’ rights related to protections for DV survivors specifically within apartments.
- Lethality Assessment can be done once a Meet & Confer is performed.
- Councilmember Matias - what are the most crime/traffic related areas in the mapping tool.
- Chief Ta to analyze "most to least" number of incidents.
- Councilmember Lediju needs all partners and organizations in our workforce-including Probation, HHS, and Children’s Advocacy Groups. 2026 QR codes need to be updated with updated partners and meetings

7. IDENTIFY ITEMS FOR SUBCOMMITTEE TO AGENDIZE FOR FUTURE MEETINGS

- Councilmember Lediju suggested looking at protocols related to suicide.
- Councilmember Matias-fatal collisions
- Councilmember Lediju-can we look at using I-Heart for calls of suicide, DV before the officer makes a plan at the scene.

8. ADJOURNMENT

The meeting adjourned at 8:54 p.m.

Public Safety Council Subcommittee

Special Meeting Minutes

October 1, 2025



OPERATIONS BUREAU

NOVEMBER 2025



COMMUNICATIONS

12,272
Incoming Phone Calls

5,112
Incidents Created

TRAFFIC

Fatal Collisions

2024 vs 2025
YTD Comparison

2024	2025	% Change
9	12	%

Monthly Statistics

62
Collision
Reports

2
Fatal
Collisions

Abandoned Vehicles

345
Reported

77
Towed

407
Inspected

1,920
Pending
Inspection

STAFFING

Patrol
Division

Traffic
Division

4 Lieutenants
1 Corporals
3 Police Assistants

5 Sergeants
39 Officers
1 Sr. Police Assistants

Total numbers do not include those on military leave or FTO

PATROL DIVISION

4,265
Calls for Service

847
Officer Initiated Incidents

486
Traffic Stops

0
Officer Involved Shootings

605
Crime Reports

81
Information Reports

15
Use of Force Incidents

16
Vehicle Pursuits

2
Assaults on Officers

113
Felony Arrests

142
Misdemeanor Arrests

233
Vehicle/Pedestrian Checks

10
Firearm/Ammo/Weapons Arrests

CRIME

Year to date crime statistics:

YTD offenses reported through the month of November

Crime/Category	2024	2025	% Change
Murder	23	15	-35%
Rape	44	38	-14%
All Other Sexual Aslts/Offenses	86	67	-22%
Robbery	276	246	-11%
Aggravated Assault	503	581	16%
Simple Assault	449	525	17%
Kidnapping / Abduction	62	69	11%
Burglary / Breaking & Entering	629	562	-11%
Larceny	3,303	2,470	-25%
Stolen Vehicles	919	642	-30%
Arson	31	36	16%

*Select Subcategory Breakdown

-Auto Burglary/Theft Cases	1,101	874	-21%
- Shooting Cases	200	153	-24%
- Domestic Violence Cases	352	474	35%

*Due to NIBRS crime classifications, Domestic Violence can be categorized as both Aggravated & Simple Assault. Shootings can be categorized as Aggravated Assault, Vandalism or Weapons Law Violation.

* Auto Burglary is categorized as Larceny.

All figures are subject to further analysis and revision.



OFFENSE BREAKDOWN



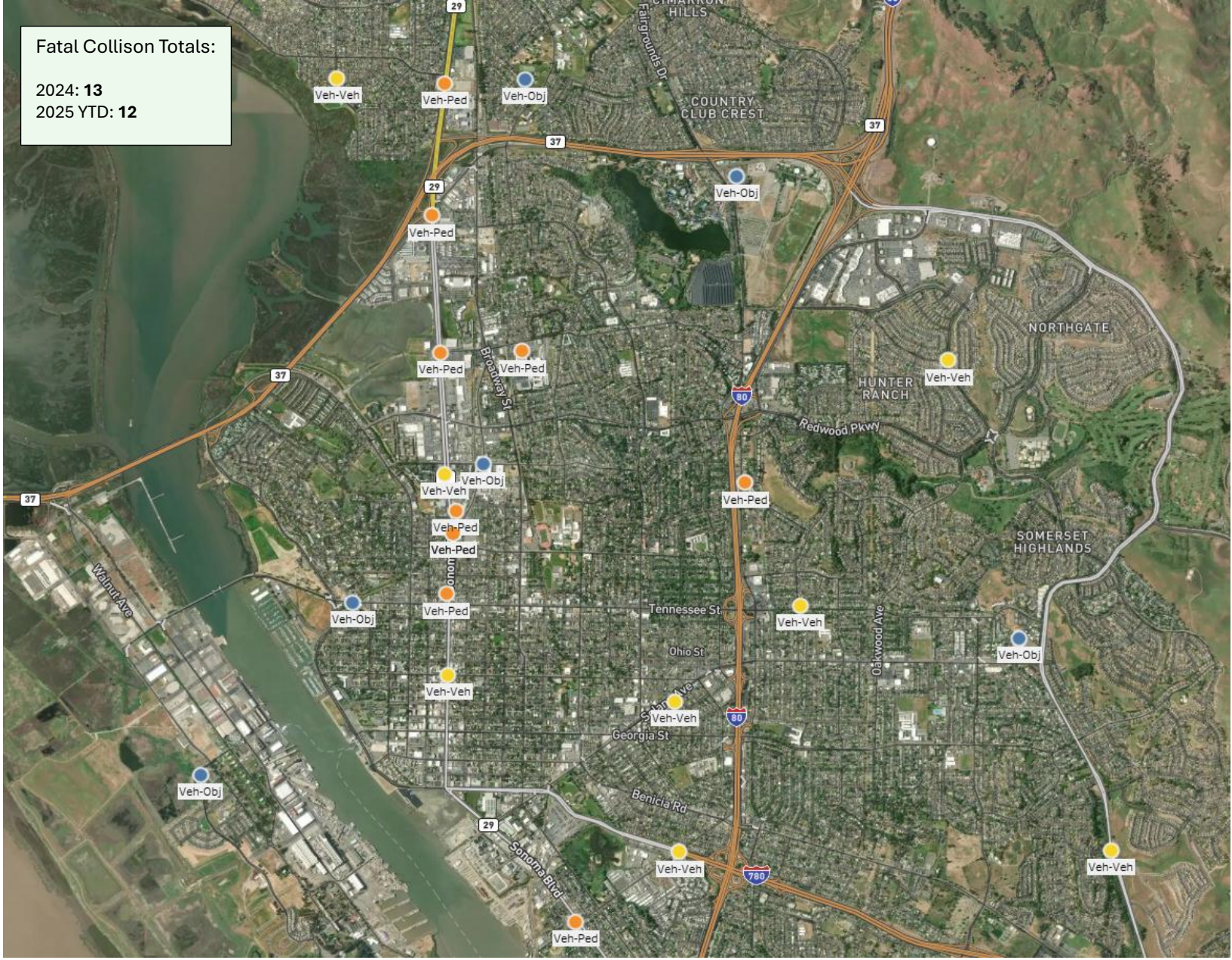
January – November 2025

DV Offense	Amount
243(E)(1) PC - Battery:spouse/ex spouse/date/etc	281
273.5(A) PC - Inflict corporal injury on spouse/cohabitant/dating relationship	174
245(A)(1) PC - Assault w/deadly weapon:not f/arm	7
243(A) PC - Battery on person - Simple	2
273A(A) PC - Child abuse w/poss gbi/dth	2
187(A) PC - Murder:first degree	1
664/187(A) PC - Attempted Homicide	1
236 PC - False imprisonment w/violence/etc	1
243(D) PC - Battery w/serious bodily injury	1
246 PC - Shoot at inhabited dwelling/vehicle/etc	1
25400(A)(1) PC - Carry concealed weapon in vehicle	1
417.3 PC - Exhibit/draw firearm in presence of motor vehicle occupant	1
207(A) PC - Kidnapping	1
Total	474

Kidnapping Offense	Amount
236 PC - False imprisonment (F)	43
207(A) PC - Kidnapping	18
278 PC - Child Stealing	5
209(B)(1) PC - Kidnap to commit rape	1
236.1(A) PC - Human trafficking to obtain forced labor or service - Kidnapping/abduction	1
236.1(C) PC - Human trafficking commercial sex act - Kidnapping/abduction	1
Total	69

Fatal Collision Map: January 2024 – November 2025

Fatal Collision Totals:
2024: 13
2025 YTD: 12



Vehicle vs Vehicle

Vehicle vs Object

Vehicle vs Pedestrian

CASE #	TYPE	LOCATION	DATE	BEAT	CODE	CODE DESCRIPTION
24-02171	Veh-Ped	3200 BLOCK SONOMA BL	3/1/2024	6	20001(A) VC	Hit and run resulting in death or injury
24-05027	Veh-Veh	CURTOLA PKWY/LEMON ST	5/19/2024	4	Traffic Collision	Injury Accident
24-07045	Veh-Obj	COUCH ST/VALLE VISTA AV	7/8/2024	5	Traffic Collision	Injury Accident
24-07259	Veh-Veh	1000 BLACK VERVAIS AV	7/16/2024	2	Traffic Collision	Injury Accident
24-07354	Veh-Veh	1800 BLOCK SOLANO AV	7/19/2024	5	192(A) PC	Voluntary manslaughter
24-09129	Veh-Obj	TENNESSEE ST/WILSON AV	9/6/2024	6	Traffic Collision	Injury Accident
24-09687	Veh-Obj	300 BLOCK AVIAN DR	9/21/2024	2	Traffic Collision	Injury Accident
24-10388	Veh-Obj	HASTINGS AV/STANFORD DR	10/13/2024	8	Traffic Collision	Injury Accident
24-10461	Veh-Ped	900 BLOCK SERENO DR	10/15/2024	7	192(C)(1) PC	Vehicle manslaughter w/gross negligence
24-11924	Veh-Veh	STERLING ST/ASCOT PKWY	11/25/2024	1	192(B) PC	Involuntary manslaughter
24-11932	Veh-Ped	SONOMA BL/SERENO DR	11/26/2024	7	Traffic Collision	Injury Accident
24-12623	Veh-Ped	MISSISSIPPI ST/COUCH ST	12/18/2024	5	20001(A) VC	Hit and run resulting in death or injury
24-12841	Veh-Veh	MARIN ST/FLORIDA ST	12/24/2024	6	192(C)(1) PC	Vehicle manslaughter w/gross negligence
25-00900	Veh-Ped	700 BLOCK SONOMA BL	1/25/2025	4	Traffic Collision	Injury Accident
25-02172	Veh-Veh	JACK LONDON DR/SUSAN ST	3/3/2025	8	Traffic Collision	Injury Accident
25-02600	Veh-Obj	1000 BLOCK FLAGSHIP DR	3/16/2025	6	Traffic Collision	Injury Accident
25-03555	Veh-Obj	1000 FAIRGROUNDS DR	4/11/2025	7	Traffic Collision	Injury Accident
25-03864	Veh-Veh	COLUMBUS PKY/DEVLIN DR	4/20/2025	2	Traffic Collision	Injury Accident
25-05016	Veh-Veh	3200 BLOCK SONOMA BL	5/24/2025	6	Traffic Collision	Injury Accident
25-07669	Veh-Ped	3200 BLOCK SONOMA BL	8/9/2025	5	192(C)(1) PC / 20001(A) VC	Vehicle manslaughter w/gross negligence / Hit and run resulting in death or injury
25-08353	Veh-Ped	2600 BLOCK SONOMA BL	8/31/2025	6	20001(A) VC	Hit and run resulting in death or injury
*	Veh-Ped	-	9/29/2025	-	-	-
25-09508	Veh-Ped	SONOMA BL/MEADOWS DR	10/4/2025	8	Traffic Collision	Injury Accident
25-10850	Veh-Ped	400 BLOCK ADM. CAL. LN	11/10/2025	1	20001(A) VC	Hit and run resulting in death or injury
25-11397	Veh-Ped	SONOMA BL/LEWIS BROWN RD	11/27/2025	7	20001(A) VC	Hit and run resulting in death or injury

*Active vehicle fatality investigation involving outside agency



Domestic Violence Case Review



Overview

SUMMARY:

In 2025, the department experienced a significant increase in reported domestic violence cases compared to 2024. This trend was identified through the monthly Operations Report. Between January and October 2025, domestic violence reports rose by 38% over the same period in 2024, and by year's end, the total number of reported cases is projected to be 42% higher than the 2024 total. The growing frequency of these incidents prompted the department to conduct a deeper review of domestic violence data from both years. The goal of this analysis was to identify trends that could help the department better support victims and reduce the occurrence of these crimes.

DATA COLLECTED AND REVIEWED:

The data reviewed, such as victim and suspect demographics, location, relationship, and weapons used, is captured when each case is taken and entered into the Vallejo Police Department's Records Management System. This aggregate data helped identify trends and guide the department's initial analysis. While general circumstances or causes of these incidents are noted in the officer's report, a manual review of individual reports is required to obtain detailed, case-specific information.

Based on the department's preliminary findings, the department identified the following areas for a deeper manual review:

- Gun-related domestic violence cases, to support and potentially expand the department's GVRO (Gun-Violence Restraining Order) initiative.
- Repeat offenders, to understand the circumstances and dispositions that may be contributing to recurring incidents.
- Geographic areas within the city may benefit from enhanced educational outreach and community engagement campaigns focused on intervention and prevention strategies.



Domestic Violence Case Review



Domestic Violence

California Penal Code Sections 273.5(a) PC and 243(e)(1) PC are the domestic violence offense codes. Code 273.5(a) PC is known as a “wobbler” and can be charged as a felony or misdemeanor. Code 243(e)(1) PC is a misdemeanor.

The domestic violence offense codes apply to:

- (1) The offender’s spouse or former spouse.
- (2) The offender’s cohabitant or former cohabitant.
- (3) The offender’s fiancé, or someone with whom the offender has, or previously had, an engagement or dating relationship.
- (4) The mother or father of the offender’s child.

A domestic violence offense code does not have to be listed in a case for that case to be reported as domestic violence. For example, an argument between an estranged husband and wife that involves vandalism may only have a vandalism offense listed in the case, but the case can report as domestic violence based on the facts and circumstances.



Domestic Violence Case Review



Case Review Summary

Summary:

Domestic violence cases were steadily trending downward prior to 2025.

5-Year average of 2020 – 2024 was **493** domestic violence Cases per year. The 2025 year-to-date total of 437 is higher than the ending year totals of both 2023 & 2024.

In 2025, Spring and Summer/early Fall saw the largest increases of reported domestic violence cases. The reported domestic violence cases in 2024 were 385. The 2025 year-to-date of January - October total is 437. With the 2025 November and December projected domestic violence cases, the ending year 2025 total would be 547, which is a 42% increase compared to 2024.

The projected 2025 total would be the highest amount of reported domestic violence cases since 2021.

The number of suspects with multiple domestic violence cases increased from 28 in 2024, to 43 in 2025. The repeat offenders accounted for 65 cases in 2024, and 100 cases in 2025.

Three different suspects had multiple domestic violence cases in both 2024 & 2025.

In 2025, there was an increase of 7% in domestic violence cases that occurred at an apartment/multi-unit complex.

The majority of the reported domestic violence cases were between unmarried current partners (boyfriend/girlfriend). In 2024, 45% of the reported domestic violence cases were between unmarried current partners, those cases increased to 51% in 2025.

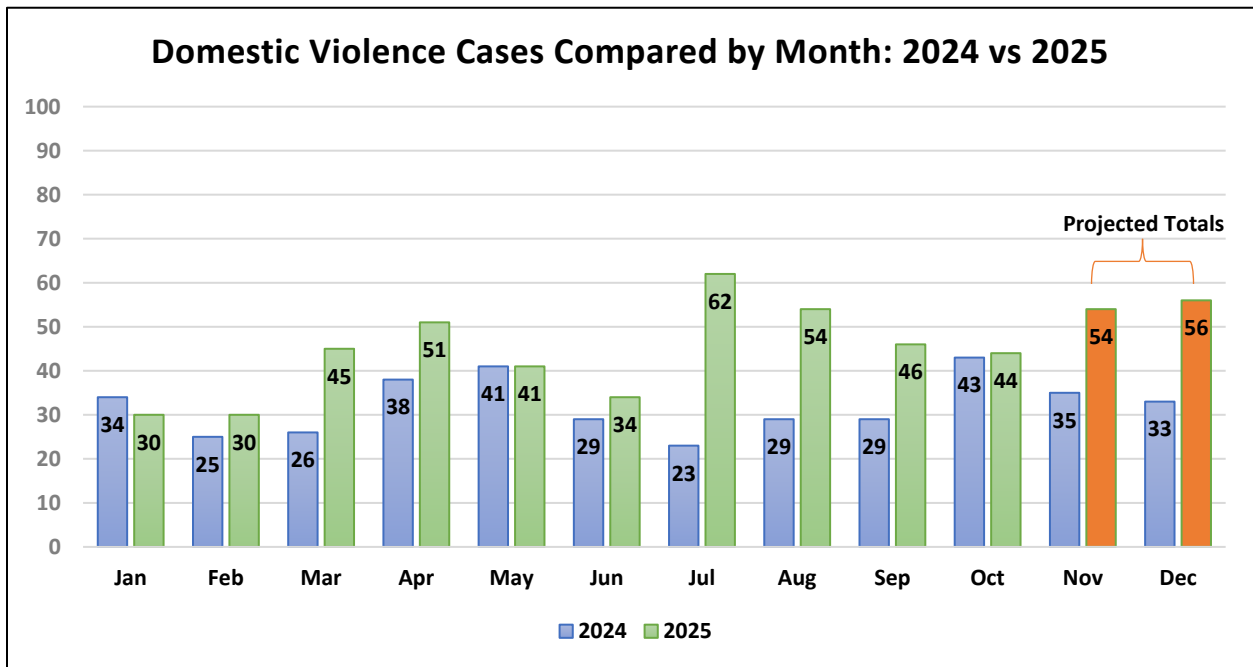
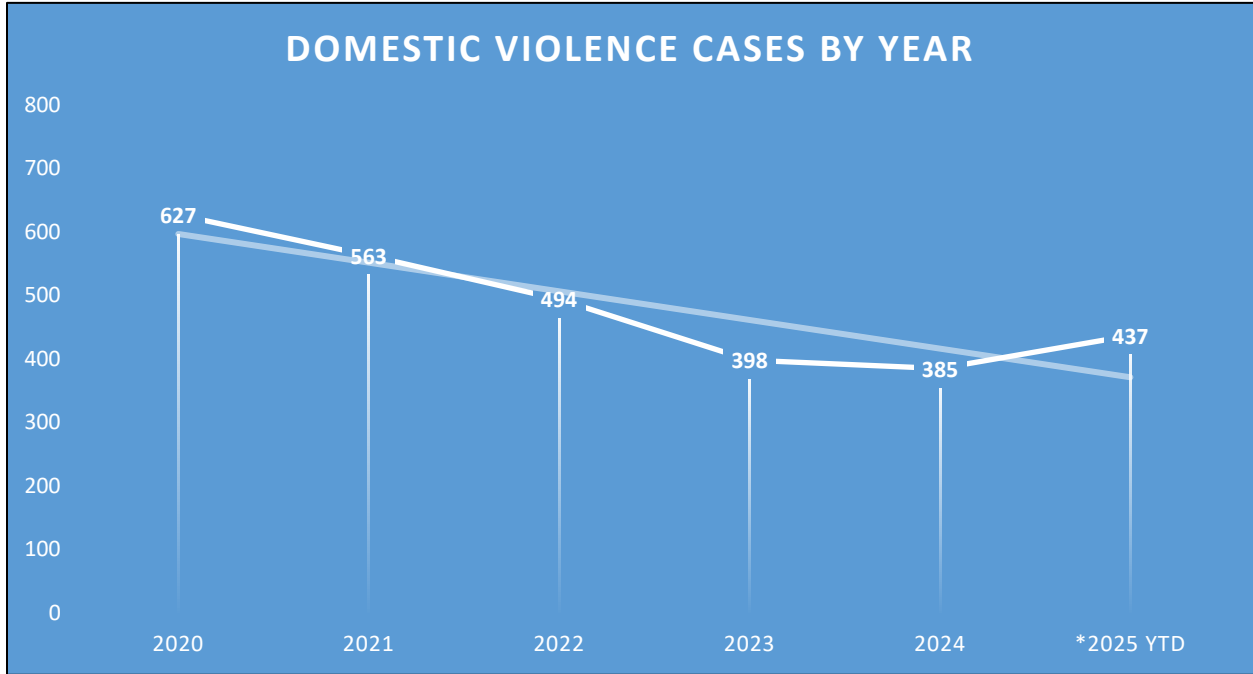
Domestic violence victims between the ages of 30 – 39 had the most reported cases in both 2024 and 2025.



Domestic Violence Case Review



Year Reviews



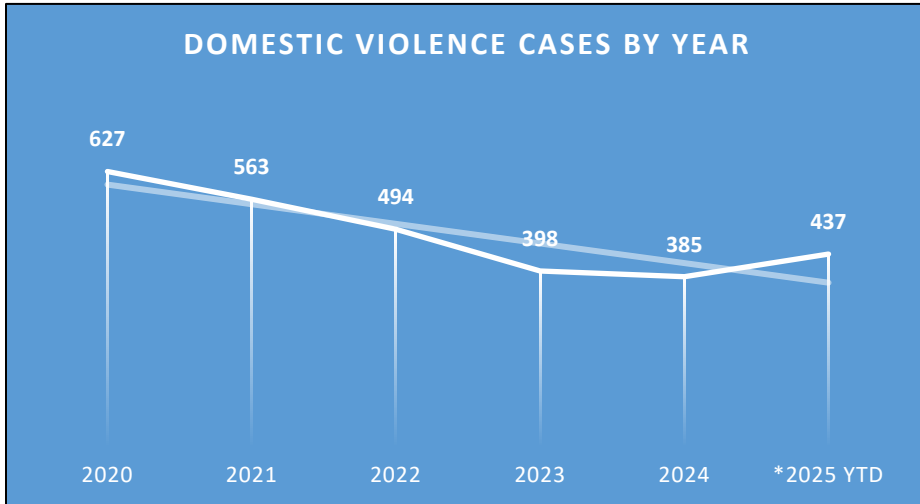
*2025 YTD = January 2025 – October 2025



Domestic Violence Case Review



Year Reviews (continued)

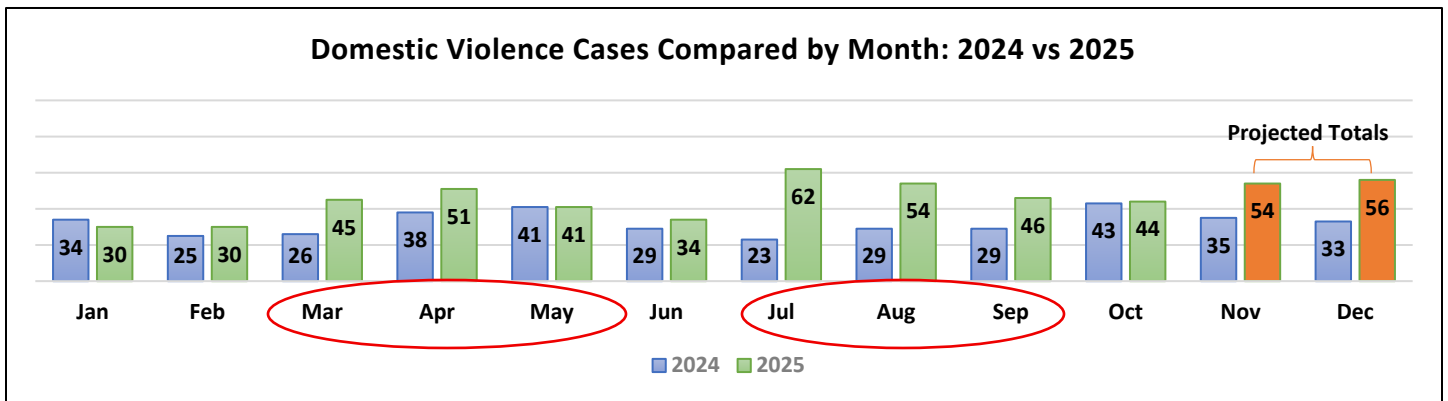


Previous 5-Year average of 2020 – 2024 was **493** domestic violence Cases.

The 2025 year-to-date numbers are higher than the ending year totals of both 2023 & 2024.

Domestic violence cases were steadily trending downward prior to 2025.

*2025 YTD = January 2025 – October 2025



In 2025, Spring and Summer/early Fall saw the largest increases of reported domestic violence cases. The reported domestic violence cases in 2024 were 385. With the 2025 November and December projected Domestic Violence cases, the ending year 2025 total would be 547, which is a 42% percent increase compared to 2024.

The projected 2025 total would be the highest amount of reported domestic violence cases since 2021.



Domestic Violence Case Review



WEAPONS INVOLVED

2024 & 2025

Weapons Involved	2024
*Firearm	8
Knife/Cutting	14
*Other Weapon	62
Hands/Fists	301
Total	385

2 shooting victims

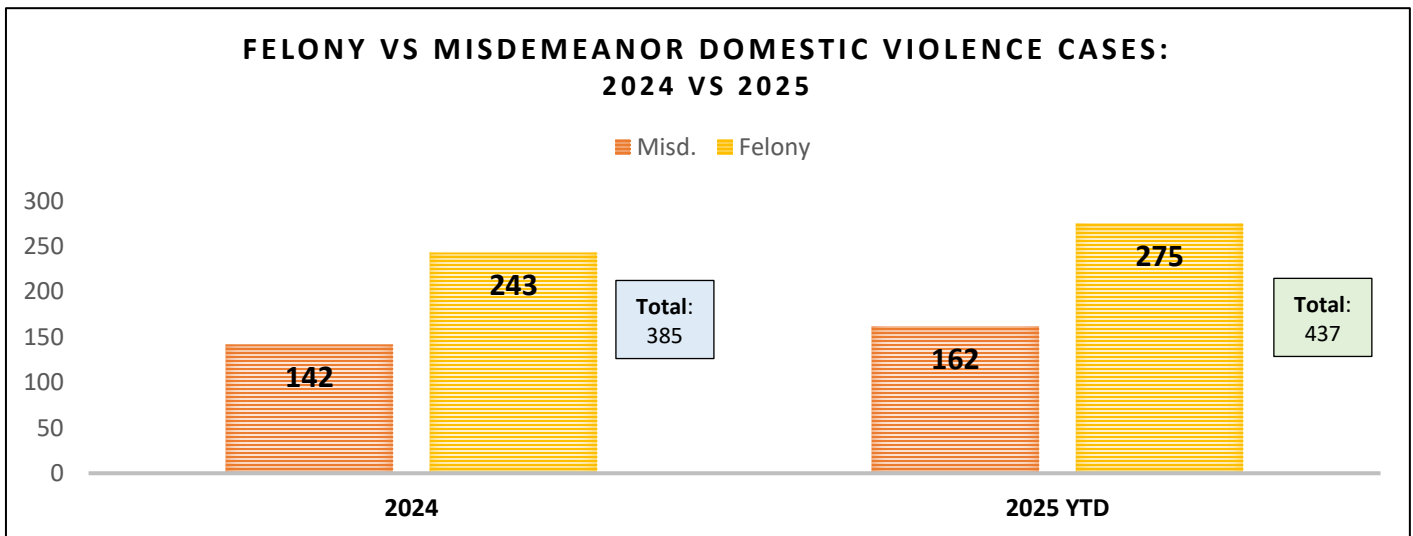
1 homicide victim (no firearm involved)

Weapons Involved	2025 YTD
*Firearm	8
Knife/Cutting	5
*Other Weapon	85
Hands/Fists	339
Total	437

1 shooting victim

1 homicide victim (no firearm involved)

FELONY VS MISDEMEANOR CASES



***Firearm**: Counted if firearm is discharged during offense, pointed at victim during the offense, victim is “pistol whipped”.

***Other Weapon**: Any instrument other than a firearm or knife/cutting instrument used during the offense to attack victim such as bat, tools, household items, etc.

*2025 YTD = January 2025 – October 2025



Domestic Violence Case Review



Location of Domestic Violence Cases

The tables below show where the reported Domestic Violence cases occurred.

2024 Location of Offense	Amount	Percentage of Total
Single Family Residence	166	43.12%
Apartment/Multi-Unit Complex	119	30.91%
Highway/Road/Alley/Street/Sidewalk	45	11.69%
*Other	30	7.79%
Hotel/Motel/Etc.	13	3.38%
Parking/Drop Lot/Garage	6	1.56%
Park/Playground	4	1.04%
Unknown	2	0.52%
Total	385	100%

2025 YTD Location of Offense	Amount	Percentage of Total
Apartment/Multi-Unit Complex	165	37.76%
Single Family Residence	162	37.07%
Highway/Road/Alley/Street/Sidewalk	66	15.10%
*Other	22	5.03%
Hotel/Motel/Etc.	10	2.29%
Parking/Drop Lot/Garage	9	2.06%
Unknown	3	0.69%
Total	437	100%

*Other: Shopping Center/Doctor’s Office/Gas Station/Restaurant, etc.

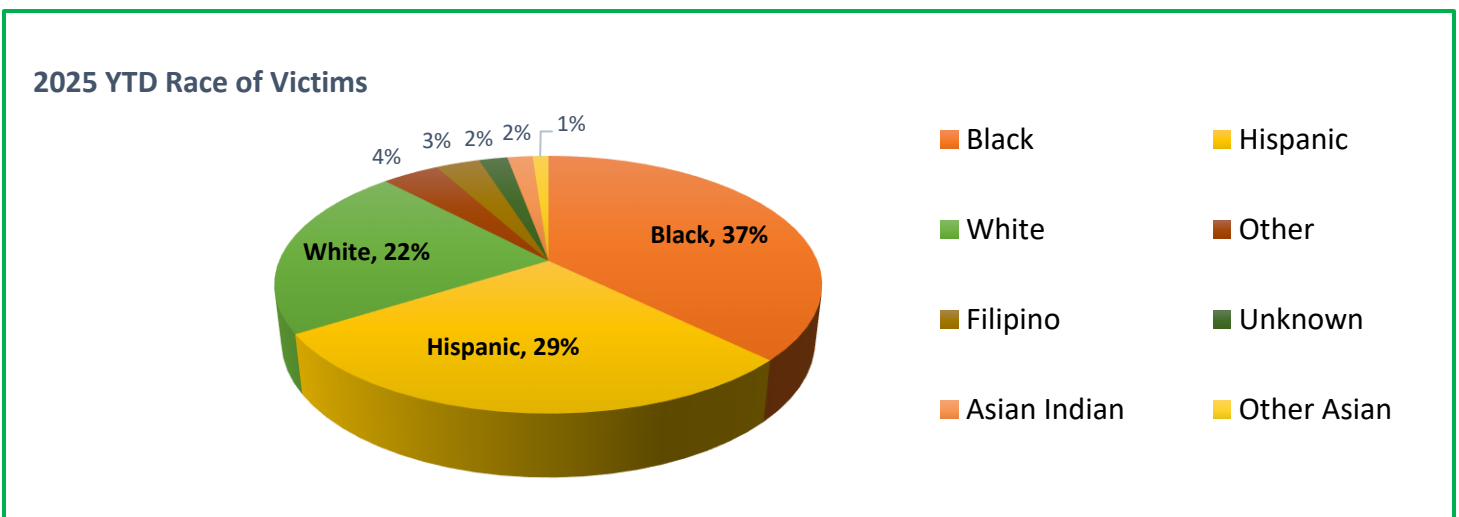
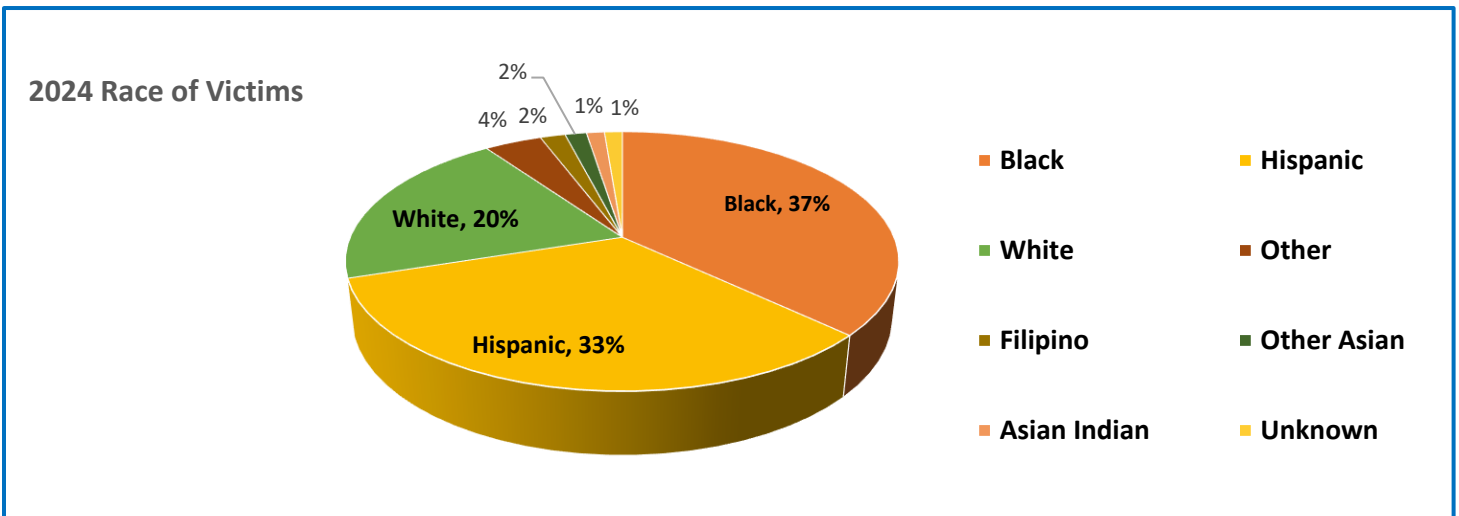
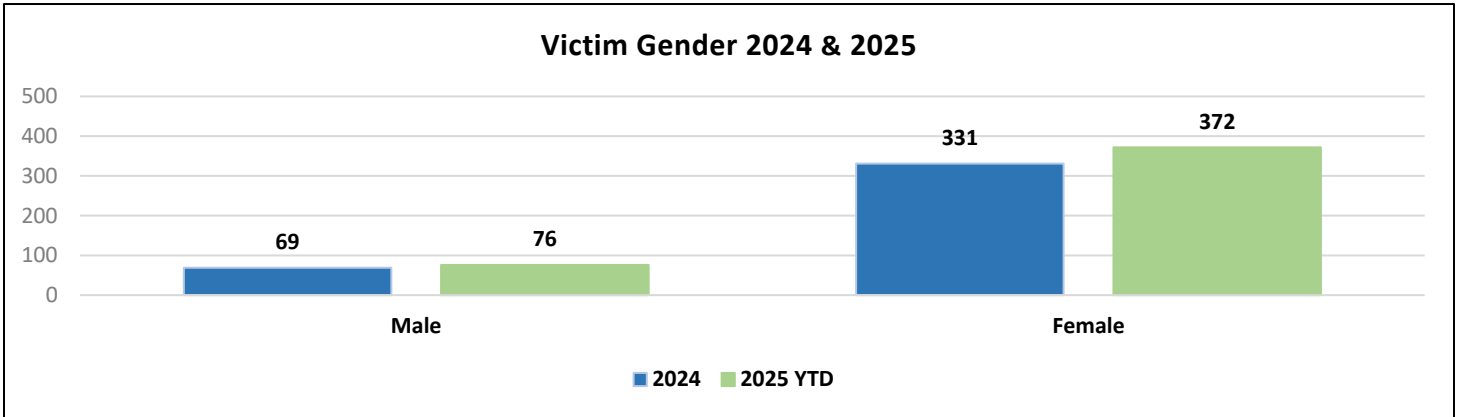
*2025 YTD = January 2025 – October 2025



Domestic Violence Case Review



Victim and Suspect Demographics



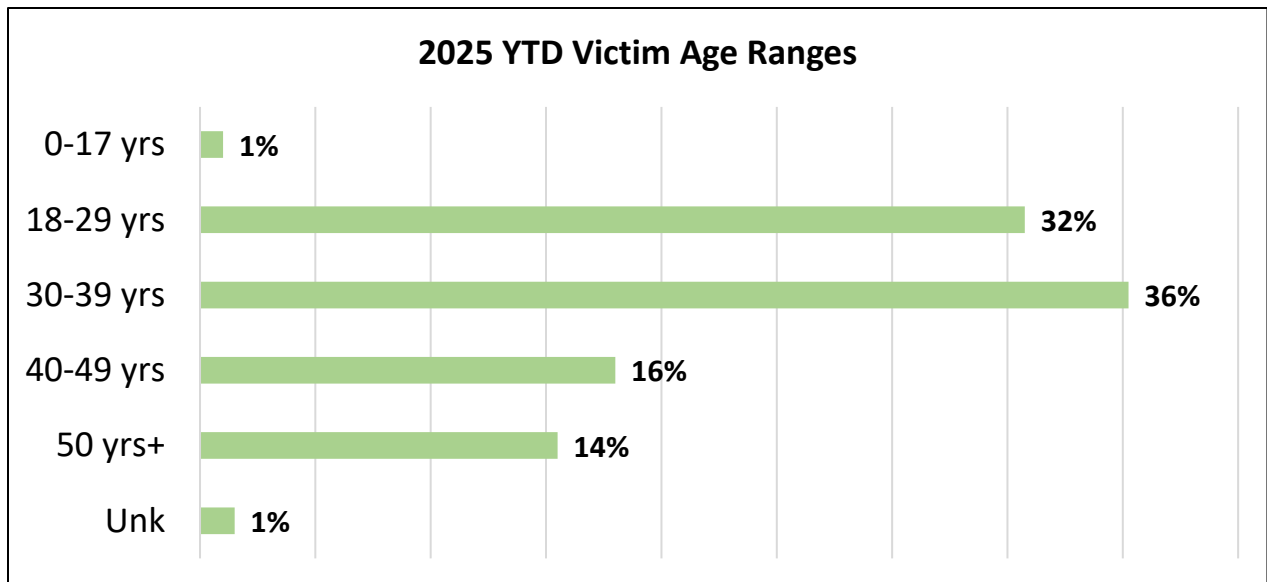
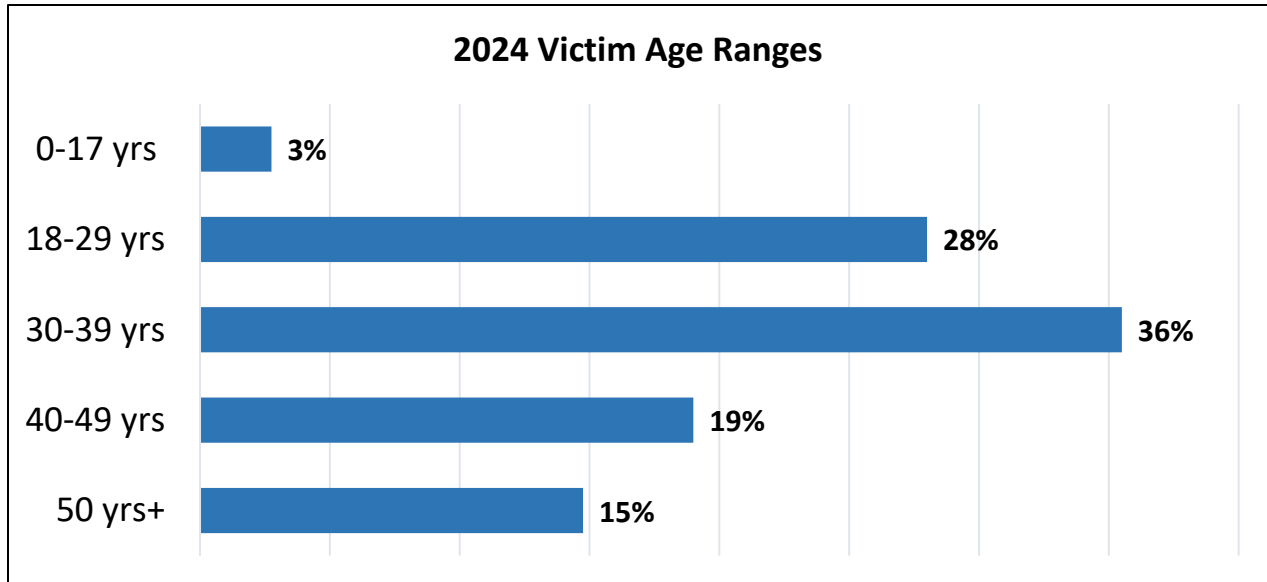
*2025 YTD = January 2025 – October 2025



Domestic Violence Case Review



Victim and Suspect Demographics



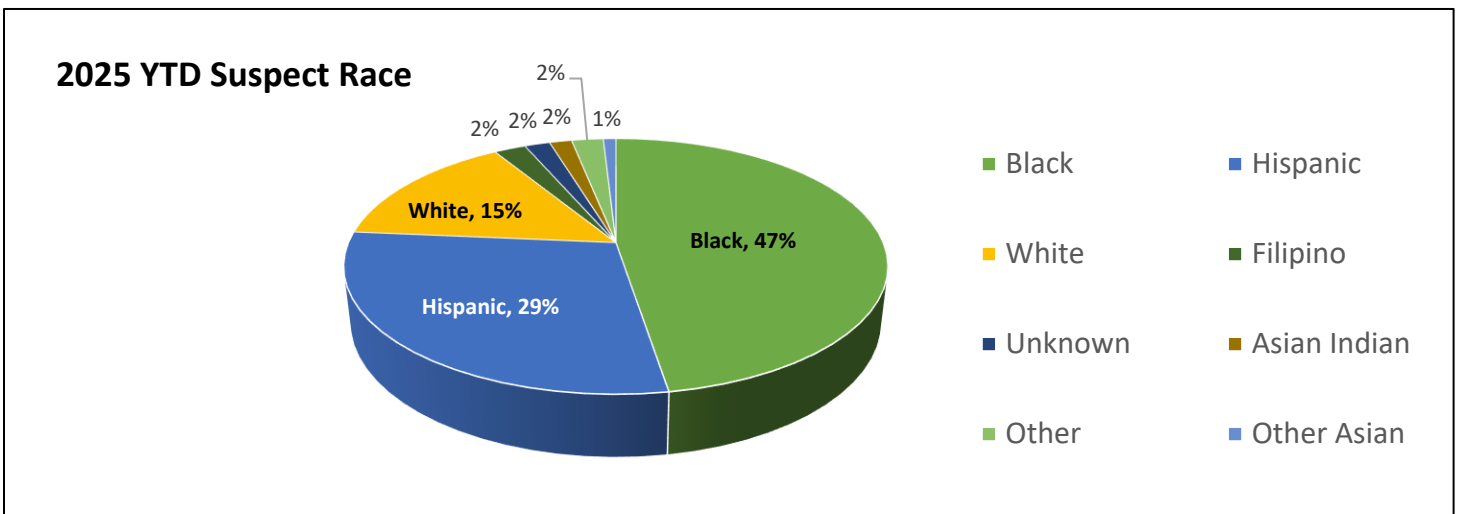
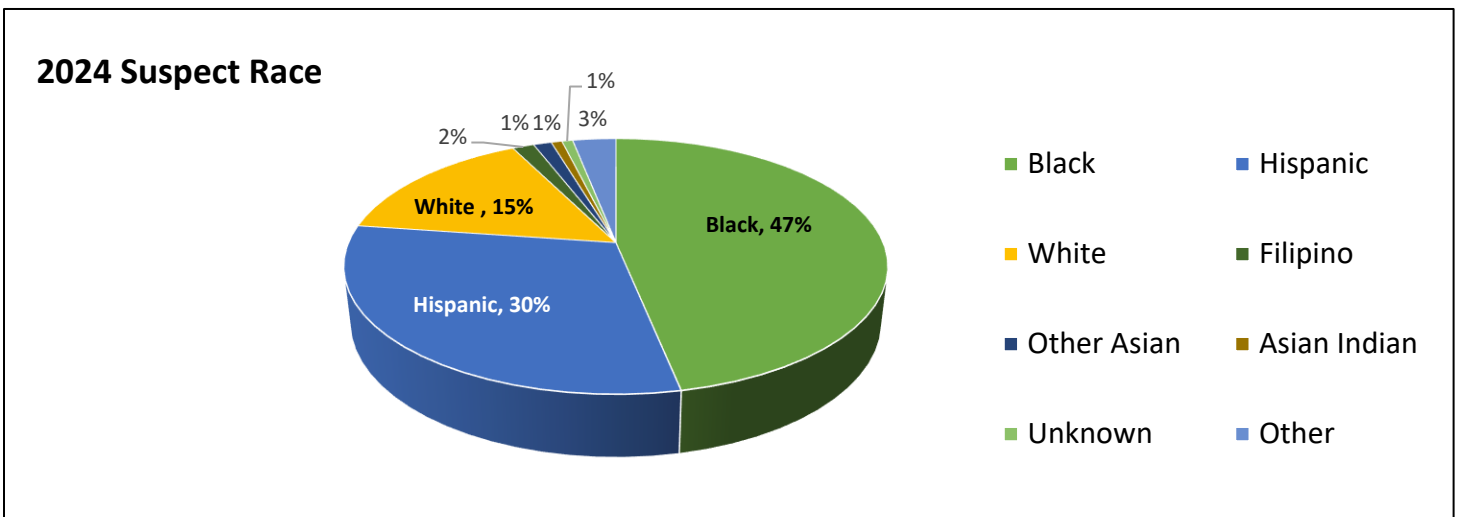
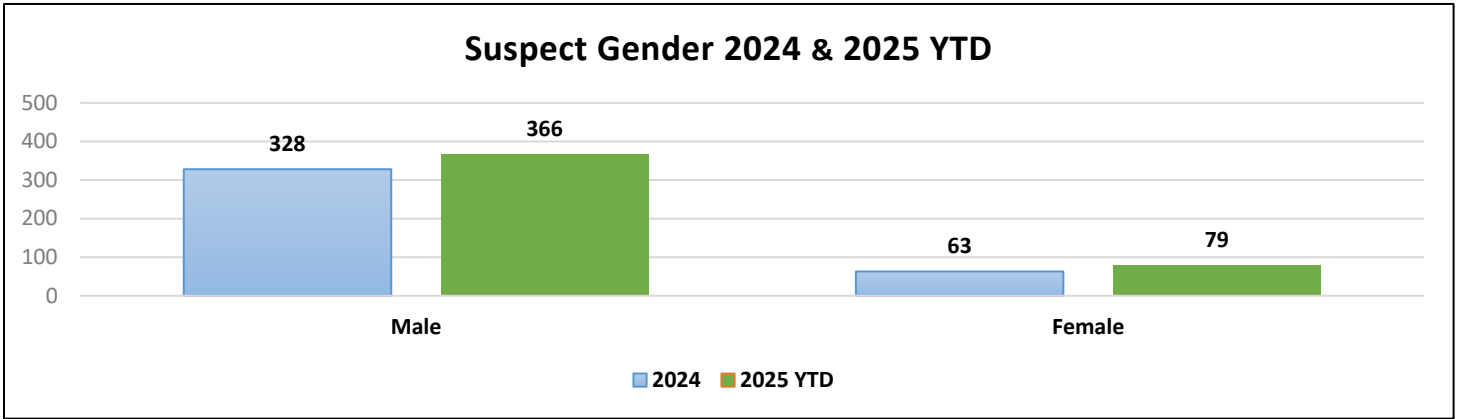
*2025 YTD = January 2025 – October 2025



Domestic Violence Case Review



Victim and Suspect Demographics



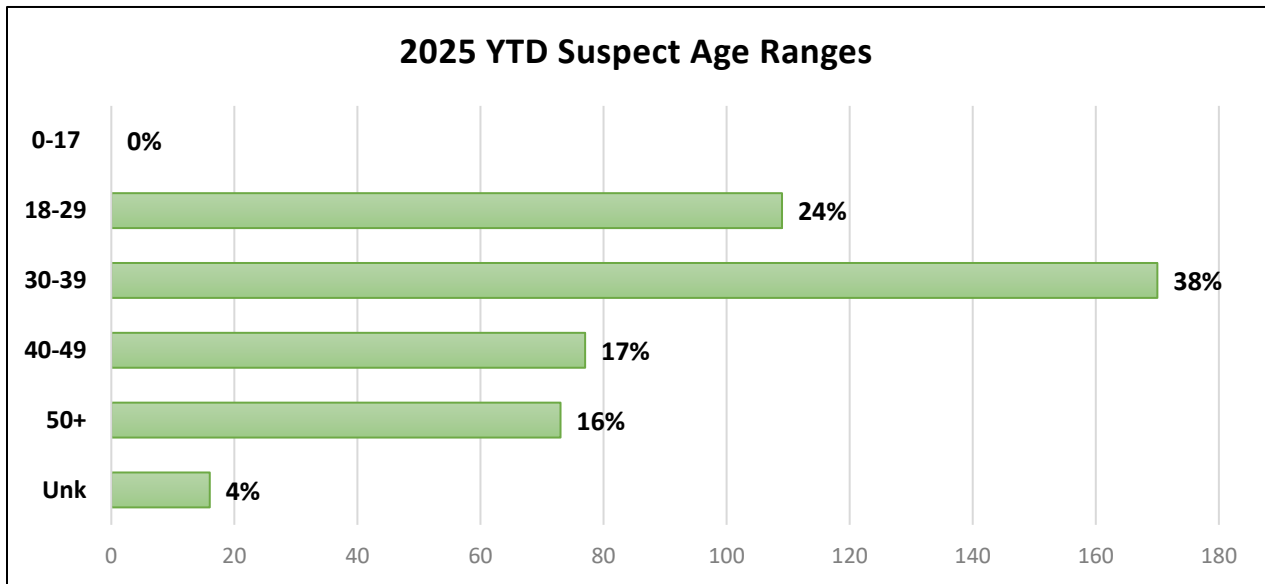
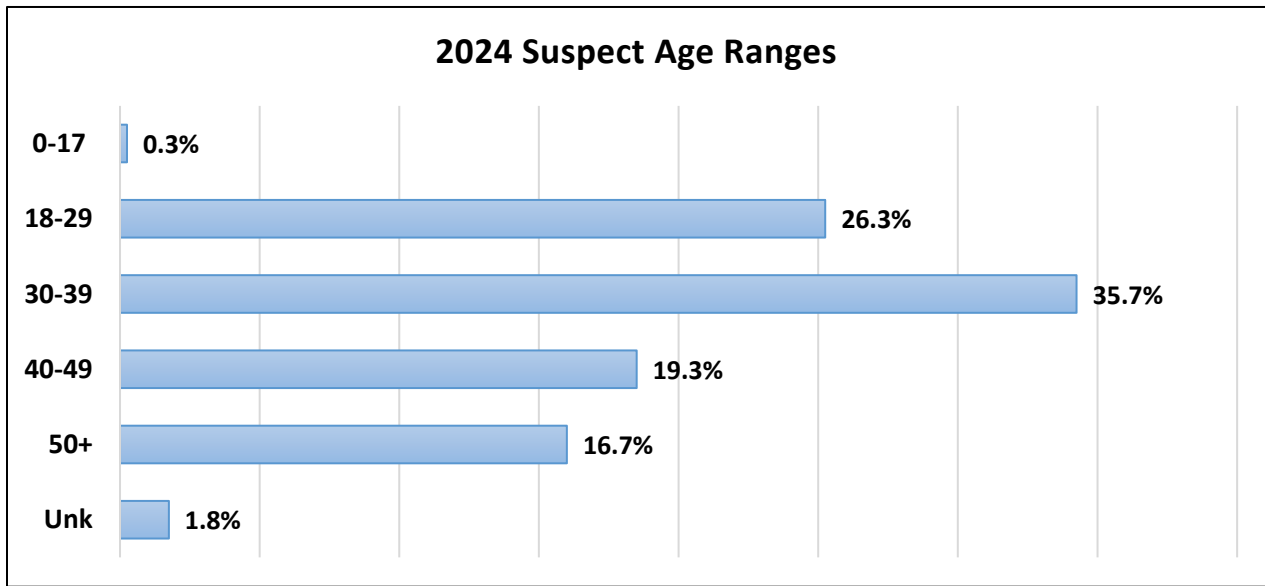
*2025 YTD = January 2025 – October 2025



Domestic Violence Case Review



Victim and Suspect Demographics



*2025 YTD = January 2025 – October 2025



Domestic Violence Case Review



Relationship Between Victim and Suspect

The tables below show the relationship between the victim and suspect at the time of the report.

2024 Relationship of Victim to Suspect	
Relationship	%
Current Partner (Boyfriend/Girlfriend)	45.50%
Ex- Partner (Ex-Boyfriend/Ex-Girlfriend)	27.25%
Spouse (Wife/Husband)	19.50%
Ex-Spouse (Ex-Wife/Ex-Husband)	2.25%
Immediate Family Member (Mother/Father/Son/Daughter)	3.25%
Other Relationship/Co-habitant (Friend/Roommate/Other Family Member/Unknown)	2.25%

2025 YTD Relationship of Victim to Suspect	
Relationship	%
Current Partner (Boyfriend/Girlfriend)	51.34%
Ex- Partner (Ex-Boyfriend/Ex-Girlfriend)	27.23%
Spouse (Wife/Husband)	16.96%
Ex-Spouse (Ex-Wife/Ex-Husband)	1.79%
Immediate Family Member (Mother/Father/Son/Daughter)	0.45%
Other Relationship/Co-habitant (Friend/Roommate/Other Family Member/Unknown)	2.23%

*2025 YTD = January 2025 – October 2025



Domestic Violence Case Review



Suspects with Multiple Domestic Violence Cases

The tables below show the number of cases in 2024 and 2025 YTD where a suspect has at least two Domestic Violence cases in the same year.

2024	
Suspect	# of Cases
DVRS001	6
DVRS002	4
DVRS003	3
DVRS004	3
DVRS005	3
DVRS006	2
DVRS007	2
DVRS008	2
DVRS009	2
DVRS010	2
DVRS011	2
DVRS012	2
DVRS013	2
DVRS014	2
DVRS015	2
DVRS016	2
DVRS017	2
DVRS018	2
DVRS019	2
DVRS020	2
DVRS021	2
DVRS022	2
DVRS023	2
DVRS024	2
DVRS025	2
DVRS026	2
DVRS027	2
DVRS028	2
Total	65 Cases
28 Repeat Offenders	

2025 YTD			
Suspect	# of Cases	Suspect	# of Cases
DVRS029	4	DVRS052	2
DVRS030	4	DVRS053	2
DVRS031	4	DVRS054	2
DVRS032	4	DVRS055	2
DVRS033	3	DVRS056	2
DVRS005	3	DVRS057	2
DVRS034	3	DVRS058	2
DVRS035	3	DVRS059	2
DVRS036	3	DVRS060	2
DVRS037	3	DVRS061	2
DVRS038	2	DVRS062	2
DVRS039	2	DVRS063	2
DVRS040	2	DVRS064	2
DVRS041	2	DVRS012	2
DVRS042	2	DVRS065	2
DVRS043	2	DVRS066	2
DVRS044	2	DVRS067	2
DVRS001	2	DVRS068	2
DVRS045	2	Total	100 Cases
DVRS046	2	43 Repeat Offenders	
DVRS047	2		
DVRS048	2		
DVRS049	2		
DVRS050	2		
DVRS051	2		

The number of suspects with multiple domestic violence cases increased from 28 in 2024, to 43 in 2025. The repeat offenders accounted for 65 cases in 2024, and 100 cases in 2025.

Three different suspects had multiple domestic violence cases in both 2024 & 2025. Those suspects are highlighted with the same color in both tables.

*Suspect names are masked for privacy

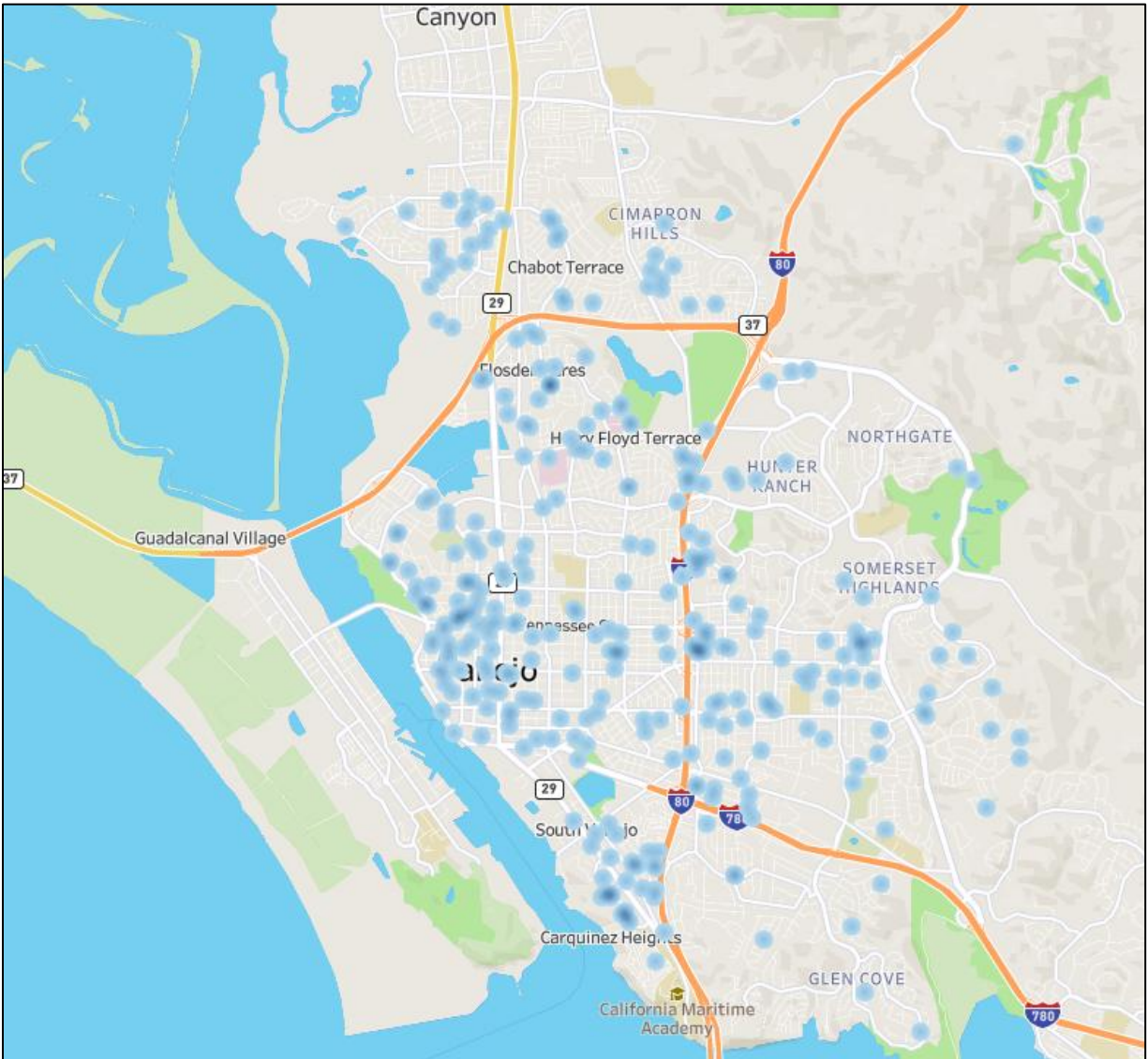
*2025 YTD = January 2025 – October 2025



Domestic Violence Case Review



MAP OF DOMESTIC VIOLENCE IN 2024





Domestic Violence Case Review



MAP OF DOMESTIC VIOLENCE IN 2025

