

Vallejo Flood and Wastewater District



Regular Meeting Agenda

Tuesday, May 14, 2024
6:00 PM

City of Vallejo Council Chambers
555 Santa Clara Street
Vallejo, CA 94590

Board of Trustees

President Robert McConnell
Trustee Tina Arriola
Trustee Peter Bregenzer
Trustee Erin Hannigan
Vice President Mina Loera-Diaz
Trustee Diosdado "JR" Matulac
Trustee Charles Palmares
Trustee Rozzana Verder-Aliga

NOTE: IF THE MEETING HAS NOT BEGUN AT 6:00 PM, IT MAY BE DUE TO THE VALLEJO CITY COUNCIL MEETING BEING IN SESSION PAST 6:00 PM, AND THIS REGULAR MEETING WILL BEGIN FOLLOWING THAT MEETING'S ADJOURNMENT.

Members of the public will be able to participate in-person or remotely via Zoom.

Members of the public interested in participating or observing the regular meeting remotely can join the Zoom webinar: <https://ZoomRegular.CityOfVallejo.net>

The meeting may also be viewed on Comcast Channel 28, or via the [District's live stream link](#).

PUBLIC COMMENT: Members of the Public may provide public comments during the Board Meeting in person, via [Zoom](#), via phone by dialing (669) 900-6833, or via email. For additional instructions on how to provide public comment, please visit the [District's Public Comment page](#).

Members of the public shall have the opportunity to comment on any item listed on this notice before or during consideration of that item by emailing as defined above. No other items may be discussed during this meeting.

The District will use its best efforts to respond to any requests for disability-related modifications or accommodations, aids or services. Such requests should be made to the Clerk of the Board's office no less than 48 hours prior to the meeting as required by Section 202 of the Americans with Disabilities Act of 1990 and the federal rules and regulations adopted in implementation thereof. Please contact our office at (707) 644-8949.

Any writings or documents related to an agenda item for the open session of this meeting are available for public inspection on our website at www.vallejowastewater.org or at the District offices located at 450 Ryder Street, Vallejo, CA 94590. Note: Meetings are held at City Hall and not at the District's offices.

1. **CALL TO ORDER**
2. **ROLL CALL AND PLEDGE OF ALLEGIANCE**
3. **COMMENTS ON CONSENT CALENDAR BY MEMBERS OF THE PUBLIC:** Members of the public wishing to address the Board on Consent Calendar Items are requested to follow the procedures noted [here](#). Each speaker is limited to five minutes. Requests for removal of Consent Items received from the public are subject to approval by a majority vote of the Board of Trustees. Items removed from the Consent Calendar will be heard immediately after approval of the Consent Calendar and Agenda.
4. **CONSENT CALENDAR AND APPROVAL OF AGENDA:** All matters are approved under one motion unless requested to be removed for discussion by the Board, General Manager, or requested for removal by a member of the public, which requires approval by a majority vote of the Board.
 - A. Approval of Minutes

RECOMMENDATION
Approve minutes from the Board of Trustees regular meeting held April 9, 2024.
 - B. Disbursement of Register

RECOMMENDATION
Adopt a resolution approving the Disbursements Register for May 14, 2024.
 - C. Approval of Assistant General Manager Position

RECOMMENDATION
Authorize the General Manager to establish an Assistant General Manager position.
 - D. Update to Revenue and Accounts Receivable Policy – Delegation of Authority to Write-Off Up to \$1,000 of Bad Debt Per Account

RECOMMENDATION
Adopt Revised Revenue and Accounts Receivable Policy.
 - E. Third Quarter Budget to Actual Report

RECOMMENDATION
Receive and file third quarter budget to actual report for Fiscal Year (FY) 2023-2024.

F. Monthly Investment Report

RECOMMENDATION

Receive and file the Monthly Investment Report for March 2024.

G. Mare Island Update

RECOMMENDATION

Receive and file information updates on Mare Island – May 2024.

5. ADMINISTRATIVE ITEMS

A. Presentation on Mid-Cycle Update CIP

RECOMMENDATION

Receive and file presentation on Mid-Cycle Update on Two-Year (FY24 & FY25) Capital Improvement Program.

6. GENERAL MANAGER'S REPORT**7. COMMUNITY FORUM:** *Anyone wishing to address the Board on any matter for which another opportunity to speak is not provided on the agenda and which is within the jurisdiction of the Board to resolve may follow the procedures noted [here](#). Pursuant to VFWD Rules of Procedure, Community Forum is limited to 15 minutes, with each speaker limited to three minutes.***8. REPORTS BY PRESIDING OFFICERS AND TRUSTEES****9. ADJOURNMENT**

I, EDUARDO CASTILLO GOMEZ, Clerk of the Board for the Vallejo Flood and Wastewater District, declare that the foregoing agenda for the June 11, 2024, Regular Meeting was posted and available for review by the required time as prescribed by law at the District office located at 450 Ryder Street, Vallejo, California. This agenda is also available electronically on the District website at www.vallejowastewater.org.

Vallejo Flood and Wastewater District



Regular Meeting Minutes

Tuesday, April 9, 2024
6:00 PM

City of Vallejo Council Chambers
555 Santa Clara Street
Vallejo, CA 94590

Board of Trustees

President Robert McConnell
Trustee Tina Arriola
Trustee Peter Bregenzer
Trustee Erin Hannigan
Vice President Mina Loera-Diaz
Trustee Diosdado "JR" Matulac
Trustee Charles Palmares
Trustee Rozzana Verder-Aliga

1. CALL TO ORDER

President McConnell called the meeting to order at approximately 6:00 p.m.

2. ROLL CALL AND PLEDGE OF ALLEGIANCE

Present: President McConnell, Trustee Arriola, Trustee Hannigan, Vice-President Loera-Diaz, Trustee Matulac, Trustee Palmares, Trustee Verder-Aliga

Absent: Trustee Bregenzer

The pledge of allegiance was held.

3. COMMENTS ON CONSENT CALENDAR BY MEMBERS OF THE PUBLIC:

Public Comment – None.

4. CONSENT CALENDAR AND APPROVAL OF AGENDA:

A motion was made by Vice President Loera-Diaz to approve the Consent Calendar and the Agenda. The motion carried by the following vote:

AYES: President McConnell, Trustee Arriola, Trustee Hannigan, Vice President Loera-Diaz, Trustee Matulac, Trustee Palmares, and Trustee Verder-Aliga.

NOES: None

ABSTAIN: None

ABSENT: Trustee Bregenzer

A. Approval of Minutes**RECOMMENDATION**

Approve minutes from the Board of Trustees regular meeting held March 12, 2024.

ACTION TAKEN

Minutes approved.

B. Disbursement of Register**RECOMMENDATION**

Adopt a resolution approving the Disbursements Register for April 9, 2024.

ACTION TAKEN

Adopted as Resolution Number 2024-6112.

C. Approval of Job Classification and Salary for Utility Systems Specialist

RECOMMENDATION

Adopt a resolution authorizing the General Manager to create the classification and compensation for the following position:

1. Utility Systems Specialist

ACTION TAKEN

Adopted as Resolution Number 2024-6113.

D. Award Construction Contract to Mike Brown Electric Co.

RECOMMENDATION

Approve the plans, specifications and working details for the DOM 4 Lift Station MCC and CP Replacement Project (CWP013), award a construction contract to Mike Brown Electric Co. of Cotati, CA for a total contract amount of \$640,100, and authorize the General Manager to execute said contract.

ACTION TAKEN

Approved the plans, specifications and working details for the DOM 4 Lift Station MCC and CP Replacement Project (CWP013), awarded a construction contract to Mike Brown Electric Co. of Cotati, CA for a total contract amount of \$640,100, and authorized the General Manager to execute said contract.

E. Monthly Investment Report

RECOMMENDATION

Receive and file the Monthly Investment Report for February 2024.

ACTION TAKEN

Received and filed Monthly Investment Report for February 2024.

F. Mare Island Update

RECOMMENDATION

Receive and file information updates on Mare Island – April 2024.

ACTION TAKEN

Received and filed information update on Mare Island for March 2024.

5. ADMINISTRATIVE ITEMS

A. Presentation on Mare Island Strait Outfall Pump Station

RECOMMENDATION

Receive and file presentation on Mare Island Strait Outfall Pump Station.

Natalie Muradian, Associate Engineer, provided the presentation.

Public Comment – None.

The Board Trustees discussed and thanked Associate Engineer Muradian for the presentation.

B. Authorize Offer to Purchase 50 Solano Avenue

RECOMMENDATION

Authorize staff to make an offer to the City of Vallejo for the purchase of property adjacent to the treatment plant at 50 Solano Avenue.

Mark Tomko, General Manager, provided the presentation.

Public Comment – None.

The Board of Trustees discussed and decided to suspend the open session and to convene item 9A Closed Session.

Claire Collins, General Counsel, announced that the Board will convene in Closed Session pursuant to the terms of the Brown Act, as stated on the agenda, to meet with Property Negotiators regarding the price and terms of 50 Solano Avenue.

President McConnell reported that there was no reportable action from Closed Session.

A motion was made by President McConnell to authorize the District to issue a letter of intent to the City of Vallejo concerning the potential purchase of 50 Solano Avenue. The motion carried by the following vote:

AYES: President McConnell, Trustee Arriola, Trustee Hannigan, Vice President Loera-Diaz, Trustee Matulac, and Trustee Verder-Aliga.
NOES: None
ABSTAIN: None
ABSENT: Trustee Palmares and Trustee Bregenzer

6. GENERAL MANAGER'S REPORT

Mark Tomko, General Manager, shared that the public provided positive feedback regarding the most recently published newsletter, which showcased staff as storm superheroes.

7. COMMUNITY FORUM

Public Comment – None.

8. REPORTS BY PRESIDING OFFICERS AND TRUSTEES

Trustee Hannigan requested that a discussion about the makeup of the current District Board of Trustees be scheduled. The agenda should include an item to form an ad hoc committee, at the Chair's discretion to examine the District's current makeup and work directly with the General Counsel on the matter.

President McConnell acknowledged the request and informed it would be placed on a future agenda, and instructed District staff to proceed accordingly.

9. ADJOURN TO CLOSED SESSION PURSUANT TO GOVERNMENT CODE §54956.8 CONFERENCE WITH REAL PROPERTY NEGOTIATORS

- A. Conference with Real Property Negotiators Pursuant to Government Code Section 54956.8
Property: 50 Solano Avenue, Vallejo, California (APN 0058-090-340)
District Negotiators: Mark Tomko, General Manager, and Jeff Tucker, Director of Finance/Treasurer
Negotiating Party: City of Vallejo
Under Negotiation: Price and Terms of Payment

Claire Collins, General Counsel, informed there were no decisions made in closed session that are required to be reported under the Brown Act

10. RECONVENE TO OPEN SESSION:

- A. Report on Action Taken by the Board during Closed Session, if any, pursuant to California Government Code Section 54956.

This item was reconvened to item 5B, Authorize Offer to Purchase 50 Solano Avenue. The minutes regarding any action can be found in section 5B minutes.

11. ADJOURNMENT

President McConnell adjourned the meeting at 6:50 p.m.

Vallejo Flood and Wastewater District
Resolution Number 2024-

**A RESOLUTION OF THE BOARD OF TRUSTEES OF THE
VALLEJO FLOOD AND WASTEWATER DISTRICT
APPROVE THE DISBURSEMENT REGISTER FOR MAY 14, 2024**

Recitals

- A. The District maintains general checking to facilitate operating cash disbursements;
- B. General checking disbursements must be reported to the Board of Trustees.
- C. Claims as enumerated on the attached Disbursement Register and for the respective amounts set opposite the name of each person or firm total \$4,747,663.15.

Now, therefore, the Board of Trustees of the Vallejo Flood and Wastewater District resolves as follows:

- 1. The attached Disbursement Register has been reviewed and accepted.

PASSED AND ADOPTED by the Board of Trustees of the Vallejo Flood and Wastewater District at a regular meeting held on this 14th day of May 2024 by the following vote:

AYES:

NOES:

ABSENT:

ABSTAIN:

WITNESS my hand and the Seal of the District on this 14th day of May 2024.

Eduardo Castillo Gomez
Clerk of the Board

VALLEJO FLOOD AND WASTEWATER DISTRICT
DISBURSEMENTS REGISTER

CHECK DATE	NAME	INVOICE	CHECK NO	INVOICE NET	INVOICE DESCRIPTION
3/22/2024	MARK A TOMKO	10602	5051	1,547.45	CASA Conference Reimb Expense claim # 12.
3/26/2024	FORD LINCOLN FAIRFIELD	314004	5052	2,859.54	V265 Re-Key
3/29/2024	AAA BUSINESS SUPPLIES	2330806-0	5053	39.17	BPO FY24- Notebook, Coffee k-cups, Tea, Pens
3/29/2024	AAA BUSINESS SUPPLIES	2330806-1	5053	7.60	BPO FY24-TEA,GREEN,TOASTED RICE,ORG
3/29/2024	AAA WATER SYSTEMS	377964724	5054	899.32	50LB SALT COMPACTED CUBES
3/29/2024	BANNER BANK	0359-12 RETENTION	5055	67,439.00	ESCROW #2151MIPS 3W Effluent Bypass 0359-12 RET
3/29/2024	BAY AREA AIR QUALITY MGT DIST	T166800	5056	566.00	Permit Renewal 5/1/24-5/1/25 Facility ID 16958
3/29/2024	SCOT CAMPBELL	3530	5057	9,930.00	MONITORING,CONSULTING FOR GENE
3/29/2024	BELL PRODUCTS INC	227357	5058	446.81	HVAC MAINTENANCE AND REPAIR
3/29/2024	BELL PRODUCTS INC	227356	5058	413.00	HVAC MAINTENANCE AND REPAIR
3/29/2024	BERT WILLIAMS & SONS INC	2456359	5059	67.69	BPO FY24- 3x 3 Weld-On Tie-Dow
3/29/2024	BERT WILLIAMS & SONS INC	2457153	5059	8.72	BPO FY24- HITCH PIN
3/29/2024	BOLT STAFFING SERVICE INC	57580	5060	2,491.65	Temp Svcs 3/4/24-3/8/24 C.Holguin Accountant
3/29/2024	CALIFORNIA NEWSPAPERS LIMITED PARTNERSHIP	0001400609	5061	1,218.96	ROP Advertising, Interactive Advertising
3/29/2024	CALIFORNIA NEWSPAPERS LIMITED PARTNERSHIP	0001400610	5061	1,362.32	Classified adv PSC005/PSH009, Notice public hearing
3/29/2024	CALIFORNIA NEWSPAPERS LIMITED PARTNERSHIP	0001405920	5061	347.00	Public Notice Bids DOM 4 Lift Station CIP CWP013
3/29/2024	CALTEST LAB	716932	5062	183.35	Lab Services
3/29/2024	CALTEST LAB	717377	5062	465.50	Lab Services
3/29/2024	RACHELLE CANONES	REIMB 03/11/24	5063	44.34	R.Canoes Mileage Reimb 3/11/24
3/29/2024	CC PROPERTY INVESTMENTS, LLC	INV-23034-3854161	5064	1,020.00	Cloud Backup for Veeam- 04/01/24-05/01/24
3/29/2024	CITY OF VALLEJO WATER BILLING	03/06/24 14774374350	5065	105.58	14774374350: DOM 2
3/29/2024	CITY OF VALLEJO WATER BILLING	03/06/24 14774374352	5065	47.33	14774374352: DOM 3
3/29/2024	CITY OF VALLEJO WATER BILLING	03/06/24 14774374354	5065	47.33	14774374354: DOM 4
3/29/2024	CITY OF VALLEJO WATER BILLING	03/06/24 14774374662	5065	47.33	14774374662: DOM 5
3/29/2024	CITY OF VALLEJO WATER BILLING	03/06/24 14774374356	5065	53.58	14774374356: DOM 6
3/29/2024	CITY OF VALLEJO WATER BILLING	03/06/24 14774374358	5065	61.72	14774374358: DOM 7
3/29/2024	CITY OF VALLEJO WATER BILLING	03/06/24 14774374360	5065	47.33	14774374360: DOM 8
3/29/2024	CITY OF VALLEJO WATER BILLING	03/06/24 14774376348	5065	193.38	14774376348: 450 RYDER ST #159 TRLR
3/29/2024	CITY OF VALLEJO WATER BILLING	03/15/24 73973260	5065	2,664.75	73973260: Solano-Stewart
3/29/2024	CITY OF VALLEJO WATER BILLING	03/15/24 30451300	5065	82.92	30451300: 1332 Lemon Street
3/29/2024	CITY OF VALLEJO WATER BILLING	03/15/24 1929874	5065	130.45	1929874: Solano-Sonoma
3/29/2024	CITY OF VALLEJO WATER BILLING	03/15/24 4199317594	5065	111.70	4199317594: 100 Sandy Beach Road
3/29/2024	CITY OF VALLEJO WATER BILLING	03/15/24 19293626	5065	82.92	19293626: 313 Cypress Ave
3/29/2024	DEBORAH WATERMAN NORMAN	DN7123	5066	245.09	ACRYLIC WAVE EMPLOYEE AWARD
3/29/2024	E & M INC	438359	5067	6,840.00	AVEVA SCADA upgrades-WWTP
3/29/2024	ELAVON INC	CA4060100539	5068	443.10	Electronic WATS Dialing
3/29/2024	FRANK OLSEN COMPANY	253271	5069	2,075.36	Frank Olsen-6" gate valve-quote#22269
3/29/2024	W W GRAINGER	9049714844	5070	2,350.32	BPO FY24- Electric SOFT START
3/29/2024	W W GRAINGER	9054451894	5070	803.30	BPO FY24-SOLENOID VALVE,1/4" PIPE SIZE,NBR SEAL
3/29/2024	W W GRAINGER	9053415486	5070	1,323.13	BPO FY24-DIRECT/INDIRECT 4000K LED
3/29/2024	W W GRAINGER	9055971874	5070	124.95	BPO FY24-POTENTIOMETER,30VAC/42VDC MAX
3/29/2024	W W GRAINGER	9056499198	5070	832.50	BPO FY24- BUILDING WIRE,10AWG
3/29/2024	W W GRAINGER	9055971916	5070	44.77	BPO FY24-TAPPING TOOL,6-IN-1 CUSHION GRP
3/29/2024	W W GRAINGER	9056984199	5070	956.05	BPO FY24-CABINET,FLAT FILE,5 DRAWER
3/29/2024	W W GRAINGER	9060105872	5070	296.99	BPO FY24-STRUT CHANNEL,WEATHERPROOF BOX,CLAMPS
3/29/2024	W W GRAINGER	9060141810	5070	480.91	BPO FY24-METALLIC CONDUIT
3/29/2024	GRAYMONT WESTERN US INC	4-420556 RI	5071	9,159.84	HIGH CALCIUM QUICKLIME
3/29/2024	HARRINGTON PLASTICS INC	00603054	5072	775.23	BPO FY24- 3/4" PIPE P/E CPVC
3/29/2024	HYDROSCIENCE ENGINEERS INC	387004009	5073	6,125.00	VFWD - DOM 4 Construction Support (CWP013)
3/29/2024	ISLAND ENERGY	03/08/2024	5074	6,176.04	Service Period: 02/01/24 - 03/01/24
3/29/2024	JOE A. GONSALVES & SONS	161488	5076	4,000.00	April Consulting Services (Lobbying)
3/29/2024	KIMBALL MIDWEST	102012631	5077	1,284.74	BPO FY24-Power Washer Nozzle,10PC SP EXT/LH DRILL
3/29/2024	LIPPINCOTT SUPPLY CO	271189	5078	161.60	BPO FY24-Hex Cap Stainless, Lock washer, Hex Nut

VALLEJO FLOOD AND WASTEWATER DISTRICT
DISBURSEMENTS REGISTER

CHECK DATE	NAME	INVOICE	CHECK NO	INVOICE NET	INVOICE DESCRIPTION
3/29/2024	LIPPINCOTT SUPPLY CO	271185	5078	47.46	BPO FY24- Lock Washers, Flat Washers
3/29/2024	LIPPINCOTT SUPPLY CO	271221	5078	108.56	Hex Nut Stainless, Split Washer, Flat Washer
3/29/2024	MCMASTER-CARR SUPPLY COMPANY	23510588	5079	845.57	3 Valve for Chemicals, 10 Elbow Connectors
3/29/2024	MCMASTER-CARR SUPPLY COMPANY	23600355	5079	337.14	Compact Pressure-Regulating Valve for Water Gauge
3/29/2024	MCMASTER-CARR SUPPLY COMPANY	23573663	5079	68.96	Surface Protection Film & Lens Cleaning Wipes
3/29/2024	MCMASTER-CARR SUPPLY COMPANY	23573844	5079	128.52	BPO FY24- 12 Panel-Mount Switch Legend Plate
3/29/2024	MCMASTER-CARR SUPPLY COMPANY	23668003	5079	45.72	BPO FY24- Metal Clamp, Brass Pipe, Scale Gauge
3/29/2024	MCMASTER-CARR SUPPLY COMPANY	23729928	5079	135.77	BPO FY24- 2 Harsh Environment Potentiometer
3/29/2024	MCMASTER-CARR SUPPLY COMPANY	23829193	5079	158.21	BPO FY24-Strut-Mount Routing Clamp
3/29/2024	MCMASTER-CARR SUPPLY COMPANY	23827016	5079	309.44	BPO FY24- WALL PIPES, SPRAY NOZZLE
3/29/2024	MCMASTER-CARR SUPPLY COMPANY	23891107	5079	173.95	Equipment-Cooling Fan, Enclosure Thermostat
3/29/2024	MCMASTER-CARR SUPPLY COMPANY	24128870	5079	436.39	Hands-Free Sink Faucet Control Valve, Pipes
3/29/2024	MCMASTER-CARR SUPPLY COMPANY	24066487	5079	902.55	Routing Clamp, Gaskets, Pipes
3/29/2024	MYERS & SONS CONSTRUCTION LP	0359-12	5080	1,348,780.00	MIPS 3W Effluent Bypass Project 02/01/24-02/29/24
3/29/2024	NAPA VALLEY PETROLEUM INC	815820	5081	24.04	BPO FY24- ALUM F.L. CYL. EX.
3/29/2024	NEW IMAGE LANDSCAPE COMPANY	146364	5082	1,300.00	LANDSCAPE MAINTENANCE MARCH 2024
3/29/2024	Lawrence Agustín	111 Concord St	5083	2,936.00	Upper Lateral Repl, Two-Way Cleanout, District C/O
3/29/2024	Rebecca Sang	Reissue-Ck#85296 NAV	5084	550.00	Reissue Naviline Ck#85296
3/29/2024	PETERSON POWER SYSTEMS INC	SW270058956	5085	1,476.90	Generator repair Maritime
3/29/2024	POLYDYNE INC	1815938	5086	19,765.29	Clarifloc WE-2100
3/29/2024	PREFERRED ALLIANCE INC	0194426-IN	5087	235.29	Drug Screening 21-60 On-Site Participants
3/29/2024	QUADIENT FINANCE USA INC	021124	5088	1,251.21	Jan/Feb 2024 Postage
3/29/2024	QUADIENT FINANCE USA INC	031324	5088	64.14	Late fees/finance charges
3/29/2024	R & S ERECTION OF VALLEJO INC	88729COMR	5089	395.00	Rolling Steel Door Repair
3/29/2024	RED WING SHOE STORE	173-1-140666	5090	313.52	BPO FY24- SAFETY BOOTS Adam Shafer
3/29/2024	RED WING SHOE STORE	173-1-140667	5090	313.52	BPO FY24-Safety Boots for Pedro Contreas
3/29/2024	RED WING SHOE STORE	173-1-140040	5090	350.00	BPO FY24- Safety Boots for Frank Emryan
3/29/2024	RED WING SHOE STORE	173-1-140056	5090	306.53	BPO FY24- Safety Boots for E. Ramos
3/29/2024	RESA POWER SERVICE	INV471198	5091	2,880.00	Testing - Preventative Maintenance
3/29/2024	RESA POWER SOLUTIONS	INV468497	5092	2,790.00	Emergency Call Out - Emergency Breaker Issue
3/29/2024	SEALING SYSTEMS INC	13294	5093	699.00	Aqua Seal Chemical Grout, 12 tubes and mixers
3/29/2024	SHARESQUARED INC	3107	5094	9,579.00	SharePoint 2016 to Microsoft 365 Migration
3/29/2024	SOLANO COUNTY DEPT OF RESOURCE MGMT	76922	5095	94.00	HAZMAT - Surcharge HMBP, 02/01/24-01/31/25
3/29/2024	TANNER PACIFIC INC	224-060	5096	6,917.50	COLUMBUS PARKWAY SEWER LIFT STATION 1/1-1/31/24
3/29/2024	TANNER PACIFIC INC	224-092	5096	3,572.50	COLUMBUS PARKWAY SEWER LIFT STATION 2/1-2/29/24
3/29/2024	TRITON TRUCK REPAIR INC	15147	5097	135.00	BIT Inspection V285
3/29/2024	TRITON TRUCK REPAIR INC	15148	5097	135.00	BIT Inspection V283
3/29/2024	TRITON TRUCK REPAIR INC	15149	5097	135.00	BIT Inspection V277
3/29/2024	TRITON TRUCK REPAIR INC	15150	5097	135.00	BIT Inspection V267
3/29/2024	TRITON TRUCK REPAIR INC	15152	5097	135.00	BIT Inspection V262
3/29/2024	TRITON TRUCK REPAIR INC	15151	5097	135.00	BIT Inspection V263
3/29/2024	TRITON TRUCK REPAIR INC	15153	5097	135.00	BIT Inspection V259
3/29/2024	UNIVAR SOLUTIONS USA INC	51925710	5098	11,882.64	SODIUM BISULFITE 25% BULK
3/29/2024	VALLEJO ELECTRIC MOTOR	SI-3354	5099	2,814.18	Vallejo Electric-Compressor Motor- Quote#SQ3243
3/29/2024	VISION SERVICE PLAN (CA)	820109579	5100	3,373.75	April 2024 Vision Premium
3/29/2024	VULCAN MATERIALS COMPANY	73938605	5101	916.60	Cutback,Environmental Fee Ton -Agg & Asphalt
3/29/2024	VULCAN MATERIALS COMPANY	73941625	5101	110.00	Asphalt Dump
3/29/2024	WEST YOST & ASSOCIATES	2056710	5102	9,914.47	NEW BEDFORD WW PUMP STN 12/9/23-01/5/24
3/29/2024	XEROX CORP	5250195CR	5103	(275.32)	PHOTOCOPIER LEASE -Reverse Overpayment 11/30-12/29
3/29/2024	XEROX CORP	5245251CR	5103	(326.66)	PHOTOCOPIER LEASE reverse overpayment 11/28-12/27
3/29/2024	XEROX CORP	5371721	5103	275.32	PHOTOCOPIER LEASE - 2019 1/30-02/28
3/29/2024	XEROX CORP	5369373	5103	326.66	PHOTOCOPIER LEASE - 2022 01/28-02/27
3/29/2024	XEROX CORP	5489877	5103	326.66	PHOTOCOPIER LEASE - 2022 02/28-03/27

VALLEJO FLOOD AND WASTEWATER DISTRICT
DISBURSEMENTS REGISTER

CHECK DATE	NAME	INVOICE	CHECK NO	INVOICE NET	INVOICE DESCRIPTION
3/29/2024	XEROX CORP	5492272	5103	275.32	PHOTOCOPIER LEASE - 2019 02/29-03/29
3/29/2024	YP WESTERN DIRECTORY LLC	020724	5104	133.74	Advertising Charges 2/1/24-2/29/24
3/29/2024	YP WESTERN DIRECTORY LLC	021124	5104	204.58	Advertising Charges 1/31/24-2/29/24
3/29/2024	YP WESTERN DIRECTORY LLC	030724	5104	133.75	Advertising Charges 3/1/24-3/31/24
3/29/2024	YP WESTERN DIRECTORY LLC	031124	5104	(39.42)	Account Adjustments Late charges
4/5/2024	AAA BUSINESS SUPPLIES	C2324566-7	5105	(165.89)	BPO FY24- BINDER AND CREAMER
4/5/2024	AAA BUSINESS SUPPLIES	C2330806-7	5105	(7.60)	BPO FY24-TEA, GREEN, TOASTED RICE, ORG
4/5/2024	AAA BUSINESS SUPPLIES	2331407-0	5105	374.43	FOPS Office Sup-Staple remover, Plates, Spoons
4/5/2024	AFLAC	240329	5106	470.49	Aflac Premiums 03/29/24
4/5/2024	AIR RESOURCES BOARD - PERP RENEWAL	P-047656-012224	5107	805.00	App#59190 Transaction#182556 Initial Registration
4/5/2024	ALCO IRON & METAL	66209	5108	109.36	BPO FY24- Steel tubes, Steel Flat Bar
4/5/2024	ALCO IRON & METAL	66412	5108	141.94	BPO FY24- Steel Angle & Flat bar Nucor Multigrade
4/5/2024	AMAZON CAPITAL SERVICES	1K4P-P1RX-NJY6	5109	387.72	Amazon Order—FM
4/5/2024	AMAZON CAPITAL SERVICES	13NJ-QRLD-YTYW	5109	511.90	FOXELLI HIP WADERS WITH BOOTS, WADER BOOT RACK
4/5/2024	AMAZON CAPITAL SERVICES	1VL9-VTQL-WDYD	5109	28.35	To Do List Pads and Planner
4/5/2024	AMAZON CAPITAL SERVICES	1VMF-D9W4-W9RH	5109	227.79	ITEM: Logitech C930e Webcam Supplier Part No: B00
4/5/2024	AMAZON CAPITAL SERVICES	1P6P-CTGF-YGJT	5109	101.66	Brady Authentic (M21-1500-427) Self-Laminat
4/5/2024	AMAZON CAPITAL SERVICES	1JPN-QFX7-NLDD	5109	10.91	Paper Towel Dispenser Key, 15Pcs Universal
4/5/2024	AQUA-SCIENCE LLC	VFWD-40	5110	16,052.00	1ST QTR CHRONIC NPDES COMPLIANCE TESTING
4/5/2024	ARGOS CONSTRUCTION	Payment 04- BPL010	5111	14,760.00	BUILDING 68 REHABILITATION PROJECT, 3/12-3/27/2024
4/5/2024	BEECHER ENGINEERING INC	0324-98	5112	420.00	Electrical Eng Svcs SPPS ESDC-2/25/24-3/24/24
4/5/2024	BLAISDELL'S BUSINESS PRODUCTS	1864599-0	5113	734.71	Office Chair for Terry Chatman
4/5/2024	BOLT STAFFING SERVICE INC	57675	5114	2,712.00	Temp Services 3/11/24-3/15/24 C.Holguin Accountant
4/5/2024	BOLT STAFFING SERVICE INC	57772	5114	2,712.00	Temp Services 3/18/24-3/22/24 C.Holguin Accountant
4/5/2024	BULLDOG MACHINE INC	12768	5115	4,900.00	Bulldog Machine-Blind Flanges for PS
4/5/2024	CALIFORNIA NEWSPAPERS LIMITED PARTNERSHIP	0001403129	5116	289.63	ROP Advertising, Interactive Advertising
4/5/2024	CALIFORNIA NEWSPAPERS LIMITED PARTNERSHIP	001405919	5116	109.37	Interactive Advertising How To Guide 2024
4/5/2024	CALTEST LAB	717511	5117	95.95	LAB SERVICES- Total Organic Carbon
4/5/2024	CALTEST LAB	717814	5117	965.20	CYANIDE, NITRATE, ICPMS-CM METALS
4/5/2024	CALTEST LAB	717556	5117	127.30	NITRATE & NITRITE
4/5/2024	CDW GOVERNMENT INC	PP70978	5118	6,632.57	2024-02-07T005608.180 2HP Support Renewal HP DL380
4/5/2024	CDW GOVERNMENT INC	PP68324	5118	9,781.25	NSPJ870 OPS Battery replacement
4/5/2024	CDW GOVERNMENT INC	PZ03064	5118	95.71	TRIPP 3FT USB-C/LIGHTNING CABLE
4/5/2024	CDW GOVERNMENT INC	PX10132	5118	2,910.08	NTMC508 Replacement UPS stock
4/5/2024	CDW GOVERNMENT INC	PS86077	5118	2,938.95	IGEL licenses for FOPS Trucks + 4 Extra
4/5/2024	CINTAS CORPORATION NO 3	4187900045	5119	1,142.35	LAUNDRY SERVICE
4/5/2024	CITY OF VALLEJO WATER BILLING	03/22/24 14774379350	5120	49.96	14774379350: 3239 Sonoma Blv
4/5/2024	DEBORAH WATERMAN NORMAN	DN7146	5121	14.03	5"" Acrylic Wave - Employee Recognition Award
4/5/2024	DIG DONE RIGHT LLC	1516	5122	8,506.50	SW TRASH CAPTURE-LAKE DALWIGK, LEMON ST, LAKE CHAB
4/5/2024	FRANK OLSEN COMPANY	253172	5123	1,857.26	Frank Olsen 4"" pinch valves-quote #22104
4/5/2024	W W GRAINGER	9064357941	5124	328.42	BPO FY24- CLOTH RAG, RECLAIMED
4/5/2024	W W GRAINGER	9064704225	5124	104.52	BPO FY24- PROBE WITH GRIP, 48"" L, STEEL
4/5/2024	W W GRAINGER	9063431036	5124	497.09	BPO FY24-STRUT PYRAMIDS, STEEL, OVERALL
4/5/2024	W W GRAINGER	9066238271	5124	186.62	BPO FY24- 2 METER BOX, RECTANGULAR
4/5/2024	W W GRAINGER	9066971590	5124	938.02	BPO FY24- SELF-SEAL INSULATION, RUBBER, 1-1/8"" X 1
4/5/2024	W W GRAINGER	9069612449	5124	790.83	BPO FY24- Digital Meter and Voltage Detector
4/5/2024	W W GRAINGER	9070218905	5124	644.62	GAGECOCK, STEEL, GLASS ROD KIT
4/5/2024	GRAYBAR	9336206986	5125	2,867.62	ITEM: Color LCD 5.7 in. Touch Screen Panel Suppli
4/5/2024	GRAYBAR	9336344777	5125	1,807.69	ITEM: Ethernet TCP/IP, Managed Switch, ConneXium S
4/5/2024	HARRINGTON PLASTICS INC	00603147	5126	940.04	BPO FY24- Pipe, Coupling and Elbow
4/5/2024	INDUSTRIAL SCIENTIFIC CORP	2719455	5127	3,319.39	iNet GAS MONITORING SUB FOR THE MONTH OF MARCH
4/5/2024	INFOSEND INC	254504	5128	19,992.25	VJS WINTER NEWSLETTER
4/5/2024	INLAND BUSINESS SYSTEMS	IN4067569	5129	79.02	Photocopier Maintenance 03/28-04/27/24

VALLEJO FLOOD AND WASTEWATER DISTRICT
DISBURSEMENTS REGISTER

CHECK DATE	NAME	INVOICE	CHECK NO	INVOICE NET	INVOICE DESCRIPTION
4/5/2024	INLAND BUSINESS SYSTEMS	IN4067570	5129	300.70	CONTRACT BASE OVERAGE 03/30-04/29/24
4/5/2024	JEFFCO PAINTING & COATING INC	20231242	5130	18,000.00	Line Truck Beds with Plasite 4550 S
4/5/2024	KIMBALL MIDWEST	102036360	5131	1,082.56	BPO FY24- SS FULL PORT,FLAT WASHER,DRILLS
4/5/2024	KIMBALL MIDWEST	102058115	5131	1,282.84	BPO FY24- Hose Clamps, Ball Valve, Flat Washer
4/5/2024	LC CLEANING SERVICES AND MAINTENANCE	1310	5132	9,600.00	JANITORIAL SERVICES FOR THE MONTH OF MARCH
4/5/2024	LEGALSHIELD	240329	5133	64.92	Legalshield/ID Shield Premiums 03/29/24
4/5/2024	LES SCHWAB TIRE CENTER	67400416566	5134	351.73	Flat Tire Repaid on 2017 GMC TRUCK SIERRA 3500
4/5/2024	LINDE GAS & EQUIPMENT INC	41841302	5135	19.43	IND HIGH PRESSURE
4/5/2024	LISTER CONSTRUCTION, INC.	Payment-07-CDD001Rel	5136	30,188.85	Retention Release- CDD001 Austin Creek
4/5/2024	LYSTEK INTERNATIONAL LIMITED	153-844	5137	4,201.47	Biosolids Delivered to Fairfield OMRC-MONTH OF MAR
4/5/2024	MCMMASTER-CARR SUPPLY COMPANY	24172466	5138	2,836.07	Circulation Pump for Water, Coolants and Oil
4/5/2024	MCMMASTER-CARR SUPPLY COMPANY	24269010	5138	89.26	BPO FY24- Panel-Mount Switch Legend Plates
4/5/2024	MCMMASTER-CARR SUPPLY COMPANY	24277460	5138	485.04	BPO FY24- Grip Draw Latches, Pipes
4/5/2024	MCMMASTER-CARR SUPPLY COMPANY	24209560	5138	50.82	BPO FY24- Thick-Wall PVC Pipe Fitting with Collar
4/5/2024	MCMMASTER-CARR SUPPLY COMPANY	24361967	5138	207.44	Strut-Mount Vibration-Damping Routing Clamp
4/5/2024	MCMMASTER-CARR SUPPLY COMPANY	24595055	5138	922.64	Stainless Steel Pipes and Valves
4/5/2024	MCMMASTER-CARR SUPPLY COMPANY	24580541	5138	68.10	Compact Brass On/Off Valve
4/5/2024	MOSS RUBBER AND EQUIPMENT CORP	CA95-00032328	5139	88.11	HA1515T hex nipple - ind hose ends
4/5/2024	MUNICIPAL MAINTENANCE EQUIPMENT	020024	5140	1,152.77	REDUCER WELDMENT FLANGE TO FLANGE, GASKETS
4/5/2024	Alex Gonzalez	1059 Caldwell Ave	5141	500.00	District Cleanout
4/5/2024	Carol Tedesco	541 Moorland St	5142	2,525.00	Upper Lateral Replacement and Two-Way Cleanout
4/5/2024	Jonathan Salmon	1027 Maple Ave	5143	2,790.00	Upper Lateral Replacement and Two-Way Cleanout
4/5/2024	PACIFIC GAS & ELECTRIC	0782990870-1: 3/20/2	5144	7,474.00	02/13/24-03/13/24
4/5/2024	PACIFIC GAS & ELECTRIC	7656692521-0: 03/29/	5144	2,164.86	2/23/24-03/24/24
4/5/2024	PACIFIC GAS & ELECTRIC	3342820283-3: 03/28/	5144	25.46	02/23/24-03/24/24
4/5/2024	PACIFIC GAS & ELECTRIC	0008281171-2: 495855	5144	64.85	NON-ENERGY CHGS
4/5/2024	PLATT ELECTRIC	5A34970	5145	136.17	Elect supplies- BLK-STR-CU 1000FT,AWG POLARIS
4/5/2024	PONTICELLO ENTERPRISES CONSULTING ENGINEERS, INC	097.000.014	5146	23,192.50	Development Review Support Services
4/5/2024	PSOMAS	206150	5147	85,285.31	Mare Island Pump Station Project #POF016
4/5/2024	R & S ERECTION OF VALLEJO INC	88802COMR	5148	285.00	Rolling Steel Door Repair
4/5/2024	R & S ERECTION OF VALLEJO INC	88799GR	5148	758.40	Rolling Steel Door - Replace Wheels
4/5/2024	RINCON CONSULTANTS INC	55125	5149	2,313.18	MIPS Secondary Effluent Project 2/01/24-2/29/24
4/5/2024	ARMOND E RIST	Education 12/12/2023	5150	216.00	Educational Reim-CS 10A 8/14/23-12/12/23
4/5/2024	SOLANO COUNTY HR DEPARTMENT	827	5151	68.75	Excel Advanced- G.Relado, 12/07/23
4/5/2024	SOLANO COUNTY HR DEPARTMENT	832	5151	68.75	Teams Training- I.Fulgencio, 02/13/24
4/5/2024	TANNER PACIFIC INC	224-091	5152	2,979.75	SEARS POINT PUMP STATION REHABILITATION-2/1-29/24
4/5/2024	UNITED SITE SERVICES OF CALIFORNIA	INV-4360220	5153	931.70	DA Restroom/ 2 Station Hand Wash sink
4/5/2024	VALLEJO ELECTRIC MOTOR	SI-3370	5154	9,037.61	3 PHASE VERTICAL HOLLOSHAFT MOTOR
4/5/2024	WECO INDUSTRIES LLC	0053284-IN	5155	2,350.06	V-RING SEAL,PLATE,FORKDRIVE SIDE,SCREW CAP,O-RING
4/5/2024	WECO INDUSTRIES LLC	0053285-IN	5155	1,102.29	BPO FY24 - DRIVE HEAD CYLINDER
4/5/2024	WEST YOST & ASSOCIATES	2057213	5156	11,266.14	NEW BEDFORD WW PUMP STN 01/06/2024-02/09/2024
4/12/2024	AAA BUSINESS SUPPLIES	2332373-0	5157	980.11	Admin Supplies-Cups,wipes,tea,tissue,plates,forks
4/12/2024	AAA BUSINESS SUPPLIES	2334513-0	5157	43.85	BPO FY24- File Folders and Scissors
4/12/2024	AAA WATER SYSTEMS	379760303	5158	899.32	50LB SALT COMPACTED CUBES
4/12/2024	ACCESS	10841255	5159	145.03	RECORD MANAGEMENT SERVICES
4/12/2024	ACCESS	10841252	5159	152.83	RECORD MANAGEMENT SERVICES- SHRED
4/12/2024	ACCESS	10841254	5159	14.71	RECORD MANAGEMENT SERVICES-HARDCOPY
4/12/2024	HEALTH AND HUMAN RESOURCE CENTER INC.	04042024	5160	144.44	CAPITATION FOR MAY 2024
4/12/2024	AMAZON CAPITAL SERVICES	11P1-GKRV-R4FQ	5161	73.62	3M VHB Tape 5952, 2 in width x 5 yd length
4/12/2024	AMAZON CAPITAL SERVICES	1VYK-VYXR-QFPC	5161	92.30	SRM Office Supplies- Copy Paper and Essential Oil
4/12/2024	AMAZON CAPITAL SERVICES	1NKM-CRPP-XK31	5161	661.72	ITEM: Streamlight 77553 UltraStinger 1100 Lumen L
4/12/2024	AMAZON CAPITAL SERVICES	1YTQ-VTGW-WTNQ	5161	31.67	Laptop Bag
4/12/2024	AMAZON CAPITAL SERVICES	11K9-PJLR-WFNN	5161	252.72	Amazon Order—OPS

VALLEJO FLOOD AND WASTEWATER DISTRICT
DISBURSEMENTS REGISTER

CHECK DATE	NAME	INVOICE	CHECK NO	INVOICE NET	INVOICE DESCRIPTION
4/12/2024	AMAZON CAPITAL SERVICES	1YTQ-VTGW-WY3R	5161	36.81	ITEM: USB to Serial RS-232 Adapter with LED Indic
4/12/2024	AMAZON CAPITAL SERVICES	1G9M-WRQH-XL4N	5161	1,161.05	hose reel for SPF Building power washer for BFP
4/12/2024	AMAZON CAPITAL SERVICES	16NJ-4QJ9-7XRF	5161	43.67	paper towel dispenser
4/12/2024	AMAZON CAPITAL SERVICES	1LMN-FRYL-WVRL	5161	87.75	ITEM: Nestle Coffee Mate Coffee Creamer, French V
4/12/2024	AMAZON CAPITAL SERVICES	1MDK-WKLT-QJ43	5161	193.37	ITEM: Numi Organic Tea Gunpowder Green, 18 Tea Ba
4/12/2024	AMAZON CAPITAL SERVICES	11XV-KY9K-WRG4	5161	166.69	reverse osmosis for breakroom drinking water
4/12/2024	AMAZON CAPITAL SERVICES	1N94-QHCJ-6PDL	5161	107.87	ITEM: Occunomix SP-BRJ-YM Class 3 Speed Collectio
4/12/2024	BAYSHORE BUILDING MATERIALS	41475	5162	471.96	BPO FY24- N36 Box with Lid
4/12/2024	BIG CREEK LUMBER	2077970	5163	48.91	BPO FY24- Patch Concrete Gal
4/12/2024	BOLT STAFFING SERVICE INC	57869	5164	2,712.00	Temp Services 3/25/24-3/29/24 C.Holguin
4/12/2024	BORGES & MAHONEY	145115	5165	454.37	BUFFER SOLUTION PH4 CASE
4/12/2024	BRADY WORLDWIDE INC	9355757239	5166	4,887.10	BASQ217029 Brady365 renewal
4/12/2024	CALTEST LAB	717864	5167	127.30	NITRATE & NITRITE
4/12/2024	CALTEST LAB	718418	5167	1,061.15	CYANIDE, NITRATE, ICPMS-CM METALS
4/12/2024	CAROLLO ENGINEERS INC	FB46913	5168	2,842.00	Sewer rate study and Mare Island rate study
4/12/2024	CDW GOVERNMENT INC	PW91213	5169	314.95	NSTZ860 IT Supplies
4/12/2024	CDW GOVERNMENT INC	QK51881	5169	301.17	Creative Pebble 2 - O Speaker System - 4 - 40 W RM
4/12/2024	CIVICPLUS LLC	296942	5170	7,815.46	GCMS ANNUAL FEE/ 48 MONTH REDEISGN PREM ANNUAL
4/12/2024	CIVICPLUS LLC	296859	5170	236.25	Municode Adminstrative Support Fee
4/12/2024	COLBY QUINN	Reimburse 04/2/2024	5171	221.00	CWEA Elect/Inst Tech, G1, exp 3/31/25
4/12/2024	CORE & MAIN LP	U650873	5172	901.31	Restock inventory- CLAYXCI/PVC CPLG STRONGBACK
4/12/2024	CRESCO EQUIPMENT	6113411-0001	5173	280.94	BPO FY24- ARTICULATING BOOM LIFT
4/12/2024	CSRMA	3880	5174	5,366.05	CARERA TRVER-JAMES 8/3/22
4/12/2024	DELTA DENTAL PLAN	BE006027643	5175	14,114.04	March 2024 Dental
4/12/2024	DIRECT LINE INC	240403566101	5176	321.00	APRIL 2024 AFTER HOURS DISPATCH AND ANSWER
4/12/2024	E & M INC	438534	5177	49,860.00	AVEVA SCADA upgrades-WWTP
4/12/2024	E & M INC	439043	5177	27,610.00	AVEVA SCADA upgrades-WWTP
4/12/2024	EBIX INC	0991360-IN	5178	425.00	Risk Envision Lite Hosting Fees 03/1/24-03/31/24
4/12/2024	ENS RESOURCES INC	3547	5179	5,000.00	Consulting Services- March 2024
4/12/2024	EUROFINS CALSCIENCE INC	5700172767	5180	400.00	BIMONTHLY PRESS CAKE MARCH 2024
4/12/2024	FEDERAL EXPRESS	8-446-09740	5181	39.23	Shipping Charges- ENV
4/12/2024	GP CRANE & HOIST SERVICES	12942	5182	5,523.18	Old weld shop 2-ton crane - GP Crane & Hoist Serv
4/12/2024	W W GRAINGER	9063979620	5183	129.29	BPO FY24- PORTABLE CORD
4/12/2024	W W GRAINGER	9071856166	5183	82.56	BPO FY24-CONDUIT CLAMP,SS,OVERALL L 3.230IN
4/12/2024	W W GRAINGER	9071666839	5183	761.58	BPO FY24- 10 HID LED & NON-METALLIC,SOLID COVER
4/12/2024	W W GRAINGER	9070677688	5183	89.29	BPO FY24- CONDUIT CLAMP,SS,OVERALL
4/12/2024	W W GRAINGER	9068098731	5183	97.45	ITEM: TK100379780T Single Use Eyewash Bottle Bott
4/12/2024	W W GRAINGER	9073028962	5183	1,294.79	BPO FY24- Gloves, Batteries, Safety Glasses
4/12/2024	W W GRAINGER	9074846370	5183	147.30	BPO FY24-M12 STICK LIGHT, M12 CP2.0 BATTERY
4/12/2024	W W GRAINGER	9076304915	5183	883.13	BPO FY24-CABLE LOCKOUT,STEEL CABLES MATERIAL
4/12/2024	W W GRAINGER	9076614446	5183	183.24	BPO FY24-(4) 1 GAL.DESICCANT
4/12/2024	W W GRAINGER	9077845221	5183	66.64	BPO FY24- MAGNETIC WELDING SQUARE, MULTI-ANGLE
4/12/2024	W W GRAINGER	9078050821	5183	113.79	MAGNETIC WELDING SQUARE, 45 DEG, 90 DEG
4/12/2024	GRAYBAR	9336422462	5184	654.47	ITEM: Programmable Logic Digital Controller BMX I
4/12/2024	GRAYBAR	9336673978	5184	3,258.46	ITEM: Molded Case Circuit Breaker, 600V 150A,150
4/12/2024	GRAYMONT WESTERN US INC	4-421452 RI	5185	10,178.45	HIGH CALCIUM QUICKLIME
4/12/2024	HANSON BRIDGETT LLP	1372922	5186	15,409.71	Professional Legal Services - Real Estate
4/12/2024	HANSON BRIDGETT LLP	1372923	5186	10,500.00	LEGAL SERVICES-NON RETAINER
4/12/2024	HELIX LABORATORIES INC	91180	5187	15,142.05	COMMANDER- 330 GALLON TOTES
4/12/2024	JOE HILL CONSULTING AND ENGINEERING CORPORATION	2091	5188	9,810.08	VFWD - Arc Flash Study Through Nov 24, 2023
4/12/2024	KIMBALL MIDWEST	102081503	5189	1,453.82	BPO FY24-Full Port w/Lock, Cable Ties, Adapters
4/12/2024	MCMMASTER-CARR SUPPLY COMPANY	24731686	5190	287.10	BPO FY24- 12 Male Nylon Plastic Fitting,1 Aluminum
4/12/2024	MCMMASTER-CARR SUPPLY COMPANY	24733610	5190	566.49	BPO FY24- Stainless Steel Pipe, Rod and Clamp

VALLEJO FLOOD AND WASTEWATER DISTRICT
DISBURSEMENTS REGISTER

CHECK DATE	NAME	INVOICE	CHECK NO	INVOICE NET	INVOICE DESCRIPTION
4/12/2024	MINUTEMAN PRESS	58536	5191	3,025.26	Printing of Creek Biomonitoring Student Manual Boo
4/12/2024	MOSCHETTI INC	119699	5192	180.00	Coffee for Admin- Meeting
4/12/2024	Helen Cates	326 El Camino Real-2	5193	990.00	Upper Lateral Replacement Payment Adjustment
4/12/2024	PACIFIC GAS & ELECTRIC	9366350772-6: 03/28/	5194	14,299.91	02/16/24-03/18/24
4/12/2024	POINT 1 ELECTRICAL SYSTEM INC	29916	5195	763.50	MONITORING OF BUILDING 67 period end 4/30/24
4/12/2024	PRES-TECH MANUFACTURERS REPRESENTATIVES, INC.	INV-000977	5196	68,642.59	Vehicle Purchase Vacuum Pump VIN# 4A9BU1521RP151286
4/12/2024	PURDUE UNIVERSITY	900376408	5197	38,849.00	RESEARCH PROJECT
4/12/2024	SAMBA HOLDINGS INC	INV01449113	5198	289.97	Research Project: Rural STEM Learning Design
4/12/2024	GEZEL R SIMMONS	847445238	5199	204.24	Lunch for Power Academy Module #5 SRM
4/12/2024	THATCHER COMPANY OF CALIFORNIA	2024250101538	5200	9,780.80	SIERRA SANI-CHLOR - 1 # BULK
4/12/2024	TRITON TRUCK REPAIR INC	15177	5201	1,302.95	BIT Inspection V267
4/12/2024	TRITON TRUCK REPAIR INC	15178	5201	135.00	BIT Inspection V250
4/12/2024	TRITON TRUCK REPAIR INC	15179	5201	135.00	BIT Inspection V196
4/12/2024	TROFHOLZ TECHNOLOGIES INC	11688	5202	866.21	Trofholz_Technologies_Inc..KK012178.v1.3
4/12/2024	TROFHOLZ TECHNOLOGIES INC	11752	5202	1,437.30	Quote #KK012203 v2 LPR Camera Ops Gate
4/12/2024	UNITED SITE SERVICES OF CALIFORNIA	114-12336879	5203	265.52	General Services 08/17/21-09/15/21
4/12/2024	UNIVAR SOLUTIONS USA INC	51954814	5204	10,542.57	SODIUM BISULFITE 25% BULK
4/12/2024	UNIVAR SOLUTIONS USA INC	51970512	5204	1,199.25	CAUSTIC SODA 25%
4/12/2024	VISION COMMUNICATIONS	0762381-IN	5205	1,203.94	0108267 Installation of Equipment
4/12/2024	WECO INDUSTRIES LLC	0053351-IN	5206	1,281.85	CCTV REPAIRS AND MAINTENANCE
4/12/2024	WRIGHT GUARD, LLC	10349	5207	14,300.00	SECURITY SERVICES FOR MARCH
4/19/2024	AAA BUSINESS SUPPLIES	2336465-0	5208	461.51	Maint Supplies- Spoons, Forks, cups, bags
4/19/2024	AAA BUSINESS SUPPLIES	2336587-0	5208	1,084.75	QTY 9 HP Laserjet Toner
4/19/2024	ACCESS	10841253	5209	987.02	RECORD MANAGEMENT SERVICES- MEDIA
4/19/2024	ADVANCED TRENCHLESS INC	1059 Caldwell Ave-LL	5210	10,905.00	1059 Caldwell Ave- Lower Lateral Replacement
4/19/2024	ALHAMBRA	18500147 033024	5211	1,157.30	WATER SVC
4/19/2024	AMAZON CAPITAL SERVICES	CM#13H9-CYWH-LGPG	5212	6.47	Credit Memo, INV#14FC-XPK9-P4YT
4/19/2024	AMAZON CAPITAL SERVICES	13GQ-G9XG-NJQ4	5212	8.72	Weekly To Do List Notepad
4/19/2024	AMAZON CAPITAL SERVICES	164X-MFYC-N6Q7	5212	16.33	ITEM: MOSOLAN Stainless Steel Water Bottle Brush,
4/19/2024	APB GENERAL ENGINEERING	Payment 03- CWM037	5213	179,208.00	CWM037- 2023 SEWER REHABILITATION
4/19/2024	BANNER BANK	Payment 13-POF016-Re	5214	76,710.40	ESCROW #2151MIPS 3W Effluent Bypass 0359-13 RET
4/19/2024	BLUEPRINT EXPRESS CORP	BEN-48146	5215	370.30	DOM 4 Lift Station MCC and CP Replacement Project
4/19/2024	BOLT STAFFING SERVICE INC	57962	5216	2,712.00	Temp Services 04/01/24-04/05/24 C.Holguin
4/19/2024	DENNIS C BURGESS	APRIL 2024 AGR 2007	5217	84.64	Medical Premium Reimb April 2024 Agr 2007
4/19/2024	CALIF DEPT OF TAX AND FEE ADMIN	Q1 2024	5218	601.00	1st Qtr 2024 Use Tax
4/19/2024	CALIFORNIA CAD SOLUTIONS	701694	5219	11,025.00	Misc Project Work Completed Feb-Mar 2024
4/19/2024	CDW GOVERNMENT INC	QL77575	5220	19,750.00	NVDK121 Palo Alto Unit42 Consult hours
4/19/2024	CDW GOVERNMENT INC	QJ49004	5220	1,227.80	NTZL430 SRM replacement printer
4/19/2024	CHANDLER ASSET MANAGEMENT INC	2403VFWD	5221	2,311.71	Investment Management Services- March 2024
4/19/2024	CINTAS CORPORATION NO 3	4188590623	5222	1,019.40	LAUNDRY SERVICE
4/19/2024	CINTAS CORPORATION NO 3	4189256258	5222	1,414.76	LAUNDRY SERVICE
4/19/2024	CITY OF VALLEJO WATER BILLING	04/03/24 14216767978	5223	11,910.57	14216767978: 450 Ryder Street
4/19/2024	CITY OF VALLEJO WATER BILLING	04/03/24 14478969618	5223	298.38	14478969618: 450 Ryder Street-FS
4/19/2024	CITY OF VALLEJO WATER BILLING	04/03/24 14480369632	5223	298.38	14480369632: 450 Ryder Street-FS1
4/19/2024	CITY OF VALLEJO WATER BILLING	04/03/24 14216567976	5223	128.28	14216567976: 450 Ryder Street-FS2
4/19/2024	CITY OF VALLEJO WATER BILLING	04/03/24 14480169630	5223	224.13	14480169630: 450 Ryder Street-Domestic
4/19/2024	CITY OF VALLEJO WATER BILLING	04/03/24 14677571504	5223	424.63	14677571504: Equipment #148
4/19/2024	CITY OF VALLEJO WATER BILLING	04/03/24 1467771506	5223	1,380.88	1467771506: Equipment #267
4/19/2024	CITY OF VALLEJO WATER BILLING	04/03/24 14677971508	5223	193.38	14677971508: Equipment #268
4/19/2024	CITY OF VALLEJO WATER BILLING	04/03/24 14678171510	5223	130.88	14678171510: Equipment #261
4/19/2024	CITY OF VALLEJO WATER BILLING	03/29/24 14774326472	5223	85.17	14774326472: 701 CATALINA CIR
4/19/2024	CITY OF VALLEJO WATER BILLING	03/29/24 14216779958	5223	111.70	14216779958: 591 TISDALE AVE
4/19/2024	CITY OF VALLEJO WATER BILLING	04/03/24 14216782792	5223	47.33	14216782792: 2015 GLEN COVE MARINA RD

VALLEJO FLOOD AND WASTEWATER DISTRICT
DISBURSEMENTS REGISTER

CHECK DATE	NAME	INVOICE	CHECK NO	INVOICE NET	INVOICE DESCRIPTION
4/19/2024	CITY OF VALLEJO WATER BILLING	03/29/24 3230313088	5223	245.42	3230313088: N SIDE SEARS PT
4/19/2024	CITY OF VALLEJO WATER BILLING	03/29/24 3228713078	5223	89.17	3228713078: 2420 SACRAMENTO ST
4/19/2024	CITY OF VALLEJO WATER BILLING	03/29/24 14774380418	5223	82.92	14774380418: 515 MEADOWS DR
4/19/2024	HDR ENGINEERING INC	1200610289	5224	25,948.76	MIPS/3WPS/SECONDARY EFFLUENT 02/25/24-03/30/24
4/19/2024	HYDROSCIENCE ENGINEERS INC	387004010	5225	5,232.50	VFWD - DOM 4 Construction Support (CWP013)
4/19/2024	JOE HILL CONSULTING AND ENGINEERING CORPORATION	2203	5226	16,657.06	VFWD - Arc Flash Study Through March 29,2024
4/19/2024	KIMBALL MIDWEST	102105784	5227	1,292.80	Kroil Aerosol,Brass Valve, Cable ties, Snap Spades
4/19/2024	MALIKA CHAMBERS	021824	5228	3,000.00	Power Academy Module #4 DE&I Training
4/19/2024	MCMASTER-CARR SUPPLY COMPANY	25270953	5229	720.95	Brass Pipes, Clamps and Copper Tubing, Adapters
4/19/2024	MCMASTER-CARR SUPPLY COMPANY	25272195	5229	266.51	Ribbed Cone Earplugs &No Roll Pod Earplugs, Pk 100
4/19/2024	MKM & ASSOCIATES	200463-00001	5230	5,554.00	Project 200463 Tubbs Island Metal Buildings
4/19/2024	MYERS & SONS CONSTRUCTION LP	0359-13	5231	1,534,208.00	MIPS 3W Effluent Bypass Project 03/01/24-03/31/24
4/19/2024	Jessica Times	576 Laurel Street	5232	1,622.00	Upper Lateral Replacement and Two-way Cleanout
4/19/2024	John Smith	1035 Orchard Ave	5233	3,650.00	UL Replacement, Two-way and District Cleanout
4/19/2024	Marco and Dino Lenzi, C/O Krystle Properties	120 Lenzi Lane	5234	1,350.00	Upper Lateral Replacement and Two-way Cleanout
4/19/2024	Rick Antunes	143 Chesapeake Drive	5235	3,250.00	UL Replacement, Two-way & District Cleanout
4/19/2024	Timothy Ortiz	116 Seville Street	5236	2,050.00	UL Replacement, Two-way and District Cleanout
4/19/2024	PACIFIC GAS & ELECTRIC	1449702343-3: 45393	5237	264,927.83	03/01/24-03/31/24
4/19/2024	PACIFIC GAS & ELECTRIC	4533476807-9: 45385	5237	47.86	02/28/24-03/27/24
4/19/2024	PACIFIC GAS & ELECTRIC	6532590894-8: 45384	5237	2,159.08	02/27/24-03/26/24
4/19/2024	PACIFIC GAS & ELECTRIC	7876441979-8: 45384	5237	1,695.79	02/27/24-03/26/24
4/19/2024	PACIFIC GAS & ELECTRIC	4959050051-5: 45394	5237	1,275.45	03/07/24-04/07/24
4/19/2024	PACIFIC GAS & ELECTRIC	1164740405-9: 45384	5237	196.30	02/27/24-03/26/24
4/19/2024	PLATT ELECTRIC	6242943	5238	358.02	Elect supplies- Cables, Cords and Cord grip
4/19/2024	RAMOS OIL CO	IN-0110196	5239	9,327.25	Fuel
4/19/2024	RAMOS OIL CO	IN-0113500	5239	14,326.89	Fuel
4/19/2024	SUITE TREATMENTS INC	2416	5240	1,500.00	Donation for Earth Daze Festival in Vallejo
4/19/2024	TPX COMMUNICATIONS	178245538-0	5241	1,372.81	In-House Phone- 03/23/24-04/22/24
4/19/2024	TRITON TRUCK REPAIR INC	15180	5242	135.00	BIT Inspection V237
4/19/2024	TRITON TRUCK REPAIR INC	15181	5242	135.00	BIT Inspection V290
4/19/2024	TRITON TRUCK REPAIR INC	15182	5242	135.00	BIT Inspection V265
4/19/2024	TRITON TRUCK REPAIR INC	15183	5242	135.00	BIT Inspection V268
4/19/2024	TRITON TRUCK REPAIR INC	15188	5242	1,640.73	Replaced doser and gasket on V241
4/19/2024	TRITON TRUCK REPAIR INC	15189	5242	277.02	Installed power kill switch on V285
4/19/2024	TRITON TRUCK REPAIR INC	15128	5242	736.25	Reinstalled wiring and installed battery box-V283
4/19/2024	V&A CONSULTING ENGINEERS INC	23523	5243	7,550.00	2024 Flow Monitoring- 03/01/24-03/31/24
4/19/2024	VALLEJO ELECTRIC MOTOR	SI-3411	5244	928.63	Vallejo Electric Coupling box- quote #SQ3330
4/19/2024	VEOLIA WTS SERVICES USA INC	902627644	5245	127.87	RENTAL, DI, MIX BED, 3.6,RENTAL, ORGANIC SCAVENG
4/19/2024	VULCAN MATERIALS COMPANY	73966188	5246	515.25	3/4 CLASS 2 BASE Asphalt
4/19/2024	WEST YOST & ASSOCIATES	2057068	5247	2,897.51	I/I FEE STUDY WGR#3058,TO#1 - 01/6/24-02/09/24
4/19/2024	WEST YOST & ASSOCIATES	2057654	5247	4,703.22	Evaluate Mississippi St Sewer 02/10/24-03/08/24
4/19/2024	XEROX CORP	5610081	5248	326.37	PHOTOCOPIER LEASE - 03/28-04/27/2024
4/19/2024	XEROX CORP	5615473	5248	275.32	PHOTOCOPIER LEASE - 03/30/24-04/29/2024
4/19/2024	ENTERPRISE FLEET MANAGEMENT	FOT169054	5249	101.87	Lease/Maint
4/19/2024	ENTERPRISE FLEET MANAGEMENT	FMR0197473	5249	11,332.03	Lease
4/19/2024	ENTERPRISE FLEET MANAGEMENT	FOT167986	5249	6.00	Lease/Maint
4/19/2024	ENTERPRISE FLEET MANAGEMENT	FMR0196249	5249	11,332.03	Lease
4/26/2024	A+ WATERWORKS	1384	5250	15,391.00	Lower Lateral Replacement - 386, 393 WOODROW AVE
4/26/2024	A+ WATERWORKS	1383	5250	17,227.50	Lower Lat Replacement- 384 Woodrow & 209 Maple
4/26/2024	AAA WATER SYSTEMS	378618633	5251	899.32	50LB SALT COMPACTED CUBES
4/26/2024	AFLAC	240412	5252	577.92	Aflac Premiums 04/12/24
4/26/2024	AFLAC	240426	5252	577.92	Aflac Premiums 04/26/24
4/26/2024	AMAZON CAPITAL SERVICES	1NWJ-V41C-YVM4	5253	16.70	Steel Electric Coffee Bean Grinder for OPS

VALLEJO FLOOD AND WASTEWATER DISTRICT
DISBURSEMENTS REGISTER

CHECK DATE	NAME	INVOICE	CHECK NO	INVOICE NET	INVOICE DESCRIPTION
4/26/2024	AMAZON CAPITAL SERVICES	13YJ-LYIQ-YPTM	5253	227.20	ITEM: Microflex SafeGrip SG-375 Extra Thick Dispo
4/26/2024	AT&T	000021464407	5254	176.28	Feb-March BAN#9391035199
4/26/2024	AT&T	000021530025	5254	1,756.39	03/10/24-04/09/24, BAN#9391051754
4/26/2024	AT&T MOBILITY	X04102024	5255	6,296.28	Acct# 287301074904
4/26/2024	BAY AREA AIR QUALITY MGT DIST	T168346	5256	492.00	Permit Renewal 6/1/24-6/1/25 Facility ID 13105
4/26/2024	BAY AREA AIR QUALITY MGT DIST	T168345	5256	566.00	Permit Renewal 6/1/24-6/1/25 Facility ID 13102
4/26/2024	BOLT STAFFING SERVICE INC	58059	5257	2,712.00	TEMP SERVICES 4/08/24-4/12/24 C HOLGUIN
4/26/2024	CALTEST LAB	717933	5258	500.65	ICPMS METALS,MERCURY,NITRATE
4/26/2024	CALTEST LAB	717950	5258	405.65	ICPMS METALS,MERCURY,NITRATE
4/26/2024	CC PROPERTY INVESTMENTS, LLC	INV-23034-3881217	5259	1,020.00	Cloud Backup for Veeam- 05/1/24-6/01/24
4/26/2024	CITY OF VALLEJO WATER BILLING	04/03/24 14774374350	5260	49.33	14774374350: DOM 2
4/26/2024	CITY OF VALLEJO WATER BILLING	04/03/24 14774374354	5260	53.58	14774374354: DOM 4
4/26/2024	CITY OF VALLEJO WATER BILLING	04/03/24 14774374662	5260	72.33	14774374662: DOM 5
4/26/2024	CITY OF VALLEJO WATER BILLING	04/03/24 14774374356	5260	47.33	14774374356: DOM 6
4/26/2024	CITY OF VALLEJO WATER BILLING	04/03/24 14774374358	5260	61.72	14774374358: DOM 7
4/26/2024	CITY OF VALLEJO WATER BILLING	04/03/24 14774374360	5260	47.33	14774374360: DOM 8
4/26/2024	CITY OF VALLEJO WATER BILLING	04/03/24 14774376348	5260	193.38	14774376348: 450 RYDER ST #159 TRLR
4/26/2024	CORODATA MEDIA STORAGE INC	RS3602878	5261	58.30	Record Storage Carton 3/1/24-3/31/24 Fin
4/26/2024	CORODATA MEDIA STORAGE INC	RS3602877	5261	64.90	Record Storage Carton 3/1/24-3/31/24 Eng
4/26/2024	CORODATA MEDIA STORAGE INC	RS3602876	5261	58.30	Record Storage Carton 3/1/24-3/31/24 Admin
4/26/2024	CRESCO EQUIPMENT	5655818-0002	5262	(770.31)	credit memo - 15% off original rental from 6/28/22
4/26/2024	CRESCO EQUIPMENT	5833672-0000 CREDIT	5262	(2,926.13)	Credit for Inv#5833672-0000 Payment made on quote
4/26/2024	CRESCO EQUIPMENT	6114009-001	5262	4,963.88	Telescopic Boom Lift Rental
4/26/2024	EAST BAY TIRE CO	2030220	5263	777.25	BPO FY24-SERVICE CALL ON V#259
4/26/2024	ENCORP LLC	VFWD041524	5264	55,530.00	Maint and Service Contract for Generators in Plant
4/26/2024	FEDERAL EXPRESS	8-468-34954	5265	34.63	SHIPPING CHARGES FOR ENG
4/26/2024	FLYERS ENERGY LLC	24-071637	5266	3,600.10	BPO FY24- FUEL,MOBIL SHC 630 and FLYERS AW 46
4/26/2024	GP CRANE & HOIST SERVICES	13149	5267	919.95	Cal/OSHA quarterly inspection on 19 Cranes
4/26/2024	W W GRAINGER	9085231893	5268	197.81	Chrome Sink Faucet and Cartridge/filter
4/26/2024	W W GRAINGER	9084579516	5268	111.57	Measuring Tape, QTY 4
4/26/2024	W W GRAINGER	9085100593	5268	93.80	RUBBER SELF-SEAL INSULATION QTY 3
4/26/2024	W W GRAINGER	9086567139	5268	332.38	BPO FY24- Duct Tape and Ear Plugs
4/26/2024	W W GRAINGER	9086567121	5268	429.44	BPO FY24- Label Cartridges
4/26/2024	W W GRAINGER	9086783702	5268	35.54	BPO FY24- Disposable Ear Plugs
4/26/2024	W W GRAINGER	9087516697	5268	1,337.43	BPO FY24-PALLET JACK,MANUAL OPERATION
4/26/2024	W W GRAINGER	9087516689	5268	1,447.26	Nitrile Gloves 40 QTY, Rubber Gloves 70 QTY
4/26/2024	W W GRAINGER	9091005158	5268	87.05	BPO FY24- Green and white marking flags
4/26/2024	GRAYMONT WESTERN US INC	4-422072 RI	5269	9,393.48	HIGH CALCIUM QUICKLIME
4/26/2024	HYDROSCIENCE ENGINEERS INC	387004008	5270	1,018.75	VFWD - DOM 4 Construction Support (CWP013)
4/26/2024	LC CLEANING SERVICES AND MAINTENANCE	0013	5271	1,350.00	JANITORIAL SERVICES- Lab Deep Cleaning
4/26/2024	LEGALSHIELD	240412	5272	91.82	Legalshield/ID Shield Premiums 04/12/24
4/26/2024	LEGALSHIELD	240426	5272	91.82	Legalshield/ID Shield Premiums 04/26/24
4/26/2024	MCMaster-CARR SUPPLY COMPANY	25326353	5273	708.07	Iron x Brass Connector and tubing adapters
4/26/2024	NEIGHBORLY PEST MANAGEMENT, INC	343059	5274	127.00	PEST CONTROL SERVICES FOR MARCH
4/26/2024	NEW IMAGE LANDSCAPE COMPANY	146698	5275	1,300.00	LANDSCAPE MAINTENANCE APRIL 2024
4/26/2024	PACIFIC GAS & ELECTRIC	4533476807-9: 04/03/	5276	47.86	02/28/24-03/27/24
4/26/2024	PAN-PACIFIC SUPPLY COMPANY	29615520	5277	1,061.27	Pan Pacific-Gasket kit- quote#QU-27907
4/26/2024	JAMES PHUNG	Reimburse 04/10/2024	5278	150.00	WWT PLANT OPERATOR GRADE 3- Expires 06/03/2027
4/26/2024	STORM TRAP LLC	3153.000000	5279	14,602.54	restock trash net inventory
4/26/2024	TRITON TRUCK REPAIR INC	15197	5280	1,497.19	Expansion valve and compressor installed V265
4/26/2024	JEFFERY TUCKER	11274	5281	239.45	CASA Conference Reimb Expense claim # 14.
4/26/2024	UNIVAR SOLUTIONS USA INC	51986405	5282	11,121.13	SODIUM BISULFITE 25% BULK
4/26/2024	VISION COMMUNICATIONS	0762617-IN	5283	8,049.01	VALLEJO FLOOD INSTALLATION CRADLEPOINT.xls

VALLEJO FLOOD AND WASTEWATER DISTRICT
DISBURSEMENTS REGISTER

CHECK DATE	NAME	INVOICE	CHECK NO	INVOICE NET	INVOICE DESCRIPTION
4/26/2024	WECO INDUSTRIES LLC	0053350-IN	5284	5,526.31	CCTV REPAIRS AND MAINTENANCE
4/26/2024	WEST YOST & ASSOCIATES	2057482	5285	7,471.60	NEW BEDFORD WW PUMP STN 02/10/24-03/8/24
			Total:	\$ 4,747,663.15	



General Manager
Mark Tomko

May 14, 2024

Board Communication

Consent Calendar, Section 4C

TO: The Honorable President and Board of Trustees

FROM: Mark Tomko, General Manager

PREPARED BY: Alexandria Houston, Director of Human Resources & Risk Management

SUBJECT: Approval of Assistant General Manager Position

RECOMMENDATION

Authorize the General Manager to establish an Assistant General Manager position.

BACKGROUND INFORMATION

An Assistant General Manager (AGM) position is recommended for the purpose of assisting the General Manager in leading the overall operations of the District, maintaining management continuity in the General Manager's absence, and providing succession training and planning. The AGM will provide executive level assistance to the General Manager to achieve the District's mission. The AGM position is typical for comparable agencies.

As described in the attached AGM Job Description, the AGM will have direct oversight of the Technical Services and Finance Departments. Other important specific duties will include: managing and reviewing the Board's agenda materials and overseeing the District Clerk; implementing the Strategic Plan (in development); coordinating with General Counsel for District legal support; overseeing lobbying and grant-writing contracts; developing and implementing the Communication Plan; represent the District in negotiations with employee/labor groups, and supporting the General Manager in representing the District at Board Meetings, conferences, and public events.

It is anticipated that the position will be filled by an internal candidate and provide the ability to reorganize the remaining positions to better align the District to fulfill its mission. The General Manager will negotiate the at-will contract with the AGM that will not be part of an employee/labor group. This will allow the AGM to represent the District in negotiations with employee/labor groups without conflict.

ALTERNATIVES CONSIDERED

Increase the responsibilities of several department Directors to include the additional work contained in the AGM job description, rotate filling in for the General Manager when absent, and do not include a clear succession plan for General Manager.

Not filling the AGM position and continuing to operate in the current structure is not recommended since it reduces the ability for continuity in the General Manager's absence, does not provide succession planning, limits the General Manager to effectively and timely respond to increased high-level needs/meetings, and does not allow the General Manager to organize the District to most effectively meet its mission.

FISCAL IMPACT

It is expected that the District will hire this position using an internal recruitment. There is expected to be a minimal impact on payroll due to the ongoing organizational changes. At this point, it is not possible to calculate the total financial impact.

Staff completed a salary bench survey of other Assistant General Managers at local wastewater districts. This information will be used by the General Manager during salary and contract negotiations with the successful applicant. The addition of the AGM salary will be brought to the Board as part of a revised salary schedule update.

DOCUMENTATION ATTACHED

- A. Assistant General Manager Job Description

CONTACT PERSON

Alexandria Houston, Director, Human Resources & Risk Management (707) 652-7805

ASSISTANT GENERAL MANAGER

DESCRIPTION

The Assistant General Manager (AGM) is an at-will position that assists the General Manager in leading and managing the overall operations of the District. The AGM will have direct oversight of the Technical Services and Finance Departments, provide support to all other departments, and act for the General Manager in his/her absence. Provides policy direction related to assigned departments/divisions; provides highly complex assistance to the General Manager; assists with the development, updating, and implementation of the Strategic Plan; manage District-wide projects including budgets and programs; manages General Counsel and lobbying contracts; positively represents the District publicly and fosters cooperative relationships with intergovernmental and regulatory agencies and public and private entities.

SUPERVISION RECEIVED AND EXERCISED

Receives direct supervision from the General Manager. Exercises direct supervision over management, professional, technical, and administrative support in the Technical Services, Finance Departments, and District Clerk, and provides support for all other District Departments

EXAMPLES OF TYPICAL JOB FUNCTIONS (Illustrative Only)

Management reserves the right to add, modify, change, or rescind the work assignments of different positions and to make reasonable accommodations so that qualified employees can perform the essential functions of the job.

- Assumes the responsibility of the General Manager in his/her absence as directed. May be authorized to certify regulatory reports on behalf of the District.
- Manages and directs the activities of department operations in providing direct oversight to the Technical Services and Finance Departments.
- Provides supervision of the District Clerk.
- Develops, plans, and implements District strategic plan goals and objectives in alignment with the District's mission, vision, and values; utilizes performance planning techniques to identify, establish, achieve, and measure goals and objectives for District.
- Manages review of and changes to District Ordinances. Reviews, interprets, recommends changes, and implements District policies and procedures; resolves conflicts in matters/issues not addressed by existing District policies and procedures.
- Continuously monitor and evaluate the efficiency of service delivery methods and procedures; establishing and evaluating business practices and performance metrics; identifying opportunities for improvement; and recommend, direct, and implement change management strategies.
- Provide oversight in developing the District's biennial budget; review budget proposals to achieve established goals and objectives.

- Develop high level financing and implementation strategies to address long-term projects, developments, or study areas that impact the District.
- Lead District efforts to obtain external non-rate revenue through grants and direct state and congressional appropriations, oversee grant writing; lead District efforts to influence legislation; manage lobbyist contracts.
- Procure and manage the work of General Counsel, lobbyist, and grant writer. Negotiate and coordinate the exchange, purchase, or sale of District property with General Counsel.
- Represent the District in negotiations with employer/labor groups. May procure and manage labor negotiation support.
- Coordinate and oversees the development and implementation of the District's communication plan.
- Research, prepare, and present staff, technical, and administrative reports and other necessary correspondence to various audiences including to the Board of Trustees.
- Review Board of Trustees Agenda Packets.
- Builds and maintains positive working relationships with District employees, government agencies, regulators, elected officials, customers, and the public using principles of good customer service.
- Performs related duties as assigned.

Knowledge of:

- Principles and practices of management and administration for a public utility.
- Administrative principles and practices, including short-term and long-range planning, goal setting, policy development, implementation, and evaluation, and supervision, training, and personnel management.
- Governmental accounting principles and practices, financial planning and analysis, budgeting, investments, rate setting, procurement, and debt issuance and management.
- Principles and practices of engineering related to the design and construction of wastewater and stormwater facilities, including contracting and procurement.
- Principles and practices of leadership, team building, workplace culture, and conflict resolution.
- Organizational and management practices as applied to the analysis and evaluation of projects, programs, policies, procedures, and operational needs.
- Applicable federal, state, and local laws, regulatory codes, ordinances, directives, policies, and procedures that are applicable to a wastewater/stormwater special district.

- Principles and practices of business correspondence and report writing.
- Modern equipment, software, and communication tools used for business functions and program, project, and task coordination.

Ability to:

- Effectively manage the Finance Department and Technical Services Department to successfully meet District goals.
- Analyze budget and technical reports; interpret and evaluate staff reports; conform to laws, regulations, and codes; observe performance and evaluate staff; problem solve issues of District-wide application; implement various personnel rules; and explain and interpret policy.
- Develop and implement policies and procedures having District-wide application.
- Analyze problems, identify alternative solutions, project consequences of proposed actions, and implement recommendations in support of goals.
- Understand, interpret, and apply all pertinent laws, codes, regulations, policies and procedures, and standards relevant to work performed.
- Manage, train, and evaluate assigned staff.
- Effectively use computer systems, software applications, and modern business equipment to perform a variety of work tasks.
- Perform high level work independently with conflicting priorities and time constraints using good judgement.
- Communicate clearly and concisely, both orally and in writing, using appropriate English grammar and syntax.
- Maintain confidentiality of information and records.
- Establish, maintain, and foster positive and effective working relationships with those contacted in the course of work.
- Demonstrate understanding of, sensitivity to, and respect for the diverse socio-economic, racial, ethnic, religious, and cultural backgrounds, diverse abilities, gender, gender identity and expression, and sexual orientation of District staff and communities served.

Education and Experience:

Any combination of training and experience that would provide the required knowledge, skills, and abilities may be qualifying. A typical way to obtain the required qualifications would be:



Equivalent to a Bachelor's degree from an accredited college or university with major coursework in Business Administration, Public Administration, Accounting, Engineering, Chemistry, Biology, or related field. A Master's degree is highly desirable.

Ten (10) years of progressively responsible management experience at a public utility; including five (5) years of senior level management responsibility, or equivalent combination of training and experience.

Licenses and Certifications:

Must possess a valid California Class C Driver's License at the time of employment. The ability to drive District vehicles is a specific requirement for this position. It is the employee's responsibility to maintain a driving record that is acceptable to the District's insurance carrier or may be subject to dismissal.

ADDITIONAL INFORMATION

Disaster Service Worker:

Employees of Vallejo Flood and Wastewater District are, by State and Federal law, Disaster Service Workers. In the event of a declaration of emergency, any employee may be assigned activities which promote the protection of public health and safety or the preservation of lives and property either at the District or within the local area, or your own community.



General Manager
Mark Tomko

May 14, 2024

BOARD COMMUNICATION

Consent Calendar, Section 4D

TO: The Honorable President and Board of Trustees

FROM: Jeff Tucker, Director of Finance/Treasurer

PREPARED BY: Jeff Tucker, Director of Finance/Treasurer

SUBJECT: Update to Revenue and Accounts Receivable Policy – Delegation of Authority to Write-Off Up to \$1,000 of Bad Debt Per Account

RECOMMENDATION

Adopt Revised Revenue and Accounts Receivable Policy

BACKGROUND AND DISCUSSION

There are many circumstances when the District records a revenue and receivable, and invoices customers. On rare occasions, these amounts are not paid by the customers and the District takes actions to collect those receivables. If it is determined that the amount owed the District is not likely to be collected, then Generally Accepted Accounting Principles (GAAP) require that the amount unlikely to be collected must be written off as bad debt expense.

Currently, the District does not have a policy permitting staff to convert an account receivable to a bad debt expense. This has resulted in an accumulation of uncollectable receivables on the District's balance sheet (Statement of Net Position). This accumulation of receivables was noted in the Fiscal Year (FY) 2022-23 financial audit as something for the District to address.

The proposed accounts receivable policies update will provide the Director of Finance/Treasurer with the authority to write off uncollectible revenue and convert the accounts receivable to bad debt expense, up to \$1,000 per account. Any amounts greater than \$1,000 per account will require approval of the Board of Trustees.

Writing off an account receivable as bad debt expense does not change the District's right to collect the amount outstanding, and the forgiveness of debt is not a gift of public funds if the debt is uncollectible or if the reasonable costs to collect exceed the value of the debt.

The Board last updated the revenue policies and accounts receivable policies in April 2020. No change is being proposed to the revenue policies.

ENVIRONMENTAL REVIEW

This is not a project under CEQA and no environmental review is required.

FISCAL IMPACT

The policy could result in an increased bad debt expense being recorded in the financial statements. However, it will not result in an increase or decrease in the amount of cash available to the District to provide services.

DOCUMENTS ATTACHED

- A. Proposed Revised Revenue and Accounts Receivable Policy

CONTACT PERSON

Jeff Tucker, Director of Finance/Treasurer, (707) 652-7802

**Revenue and Accounts Receivable Policy
of the
Vallejo Flood and Wastewater District**



Approved by the Board of Trustees on April 14, 2020.
Revised by the Board of Trustees on _____.

**Revenue and Accounts Receivable Policies
Vallejo Flood and Wastewater District**

Table of Contents

- A. Purpose of the policy..... 3**
- B. Property tax revenue..... 3**
- C. Fees and charges..... 3**
- D. Fee studies and engineering reports..... 3**
- E. Lease revenues 3**
- F. Fund structure and segregation of restricted revenues 3**
- G. Revenue forecasting 4**
- H. Use of one-time and unpredictable revenues 4**
- I. Accounts receivable 4**

**Revenue and Accounts Receivable Policies
Vallejo Flood and Wastewater District**

A. Purpose of the policy

The purpose of this policy is to provide guidance to staff on the recognition, collection and allocation of District revenues.

B. Property tax revenue

Property tax revenue collected by the District may be used for any legitimate District purpose, at the discretion of the Board of Trustees.

The Board of Trustees hereby designates the following priority uses for property tax revenue:

First, property tax revenues shall be used to pay for any rate reduction programs established by the Board of Trustees.

Second, property tax revenues shall be used to pay for stormwater operating or capital expenses related to water quality and the collection and removal of trash and other pollutants of concern.

Third, property tax revenues shall be used to pay for inflow and infiltration reduction projects or other capital projects in the sewer collection system.

C. Fees and charges

Fees and charges shall be set to recover the current operational needs of the District, including the financing of capital improvements in accordance with the Capital Improvement Plan. Fees and charges shall be allocated to the funds from which the revenue was generated, and used for the stated purpose for which they were collected.

D. Fee studies and engineering reports

The District shall conduct fee studies and/or engineering reports, as appropriate, for sewer service charges, stormwater service charges, upper lateral program charges, sewer connection fees, stormwater connection fees, and other charges. The District shall conform the studies to comply with Proposition 218, Proposition 26 and other state law related to these revenues. The studies shall be performed periodically, when there is a major change in the customer base, when there is identified need for a significant increase in revenue, or as required by law.

E. Lease revenues

Revenue generated from lease income should be allocated to the fund that financed the underlying capital that is generating the income.

F. Fund structure and segregation of restricted revenues

The District shall establish and maintain three (3) funds for accounting purposes and in accordance with Generally Accepted Accounting Principles. Those funds shall be for (1) sewer related revenues, expenses, and assets, (2) stormwater related revenues, expenses and assets, and (3) upper lateral related revenues, expenses and assets.

The District shall also maintain sub-funds or other restricted accounts within the funds, to account for connection fees and other restricted revenues, in compliance with state law. Interest from investments associated with these restricted accounts shall accrue to those restricted sub-funds or accounts.

G. Revenue forecasting

The District shall estimate revenues conservatively, through an objective, analytical process. The District shall regularly report on forecasted vs. actual revenues, and provide explanations for significant variances.

H. Use of one-time and unpredictable revenues

One-time revenues shall be used to support one-time expenditures or increase fund equity. Unpredictable revenues shall not be used to support ongoing operational expenses for a period longer than the revenue can reasonably be expected to support them.

I. Accounts receivable

1. **Collect fees and charges.** The District shall strive to collect all fees and charges imposed, and all receivables due to the District. The District shall actively pursue and settle delinquent accounts.
2. **Standard terms and interest on overdue accounts.** Accounts Receivable shall be due as Net 30. All unpaid accounts shall accrue interest at 1.5% per month, beginning when the account is 60 days due. The District retains all rights and privileges under statute and case law to collect delinquent accounts.
3. **Collection of accounts receivable.** The District shall pursue cost-effective measures of collecting accounts receivable, including collection agencies and legal proceedings.
4. **Write-off of uncollectible revenue.** After practical collection measures are exhausted, any accounts receivable, including associated fees and penalties, that are over 12 months in arrears and have been determined by the Director of Finance/Treasurer to be uncollectible may be reclassified as bad debt expense in the fiscal year that the uncollectible balance has been identified. For any delinquent account receivable over \$1,000, the Board of Trustees must also approve the reclassification of the account receivable as bad debt expense.
5. **Retain legal rights.** The District shall retain its legal rights under California law to pursue any amount written off, for the period determined under law. The write-off of uncollectible accounts receivable does not constitute the forgiveness of the debt or a gift of public funds.

Revenue and Accounts Receivable ~~Policies~~Policy
of the
Vallejo Flood and Wastewater District



Approved by the Board of Trustees on April 14, 2020.
Revised by the Board of Trustees on _____.

**Revenue and Accounts Receivable Policies
Vallejo Flood and Wastewater District**

Table of Contents

A. Purpose of the policy	3
B. Property tax revenue	3
C. Fees and charges	3
D. Fee studies and engineering reports	3
E. Lease revenues	3
F. Fund structure and segregation of restricted revenues	3
G. Revenue forecasting	4
H. Use of one-time and unpredictable revenues	4
I. Accounts receivable	4

**Revenue and Accounts Receivable Policies
Vallejo Flood and Wastewater District**

A. Purpose of the policy

The purpose of this policy is to provide guidance to staff on the recognition, collection and allocation of District revenues.

B. Property tax revenue

Property tax revenue collected by the District may be used for any legitimate District purpose, at the discretion of the Board of Trustees.

The Board of Trustees hereby designates the following priority uses for property tax revenue:

First, property tax revenues shall be used to pay for any rate reduction programs established by the Board of Trustees.

Second, property tax revenues shall be used to pay for stormwater operating or capital expenses related to water quality and the collection and removal of trash and other pollutants of concern.

Third, property tax revenues shall be used to pay for inflow and infiltration reduction projects or other capital projects in the sewer collection system.

C. Fees and charges

Fees and charges shall be set to recover the current operational needs of the District, including the financing of capital improvements in accordance with the Capital Improvement Plan. Fees and charges shall be allocated to the funds from which the revenue was generated, and used for the stated purpose for which they were collected.

D. Fee studies and engineering reports

The District shall conduct fee studies and/or engineering reports, as appropriate, for sewer service charges, stormwater service charges, upper lateral program charges, sewer connection fees, stormwater connection fees, and other charges. The District shall conform the studies to comply with Proposition 218, Proposition 26 and other state law related to these revenues. The studies shall be performed periodically, when there is a major change in the customer base, when there is identified need for a significant increase in revenue, or as required by law.

E. Lease revenues

Revenue generated from lease income should be allocated to the fund that financed the underlying capital that is generating the income.

F. Fund structure and segregation of restricted revenues

The District shall establish and maintain three (3) funds for accounting purposes and in accordance with Generally Accepted Accounting Principles. Those funds shall be for (1) sewer related revenues, expenses, and assets, (2) stormwater related revenues, expenses and assets, and (3) upper lateral related revenues, expenses and assets.

The District shall also maintain sub-funds or other restricted accounts within the funds, to account for connection fees and other restricted revenues, in compliance with state law. Interest from investments associated with these restricted accounts shall accrue to those restricted sub-funds or accounts.

G. Revenue forecasting

The District shall estimate revenues conservatively, through an objective, analytical process. The District shall regularly report on forecasted vs. actual revenues, and provide explanations for significant variances.

H. Use of one-time and unpredictable revenues

One-time revenues shall be used to support one-time expenditures or increase fund equity. Unpredictable revenues shall not be used to support ongoing operational expenses for a period longer than the revenue can reasonably be expected to support them.

I. Accounts receivable

1. Collect fees and charges. The District shall strive to collect all fees and charges imposed, and all receivables due to the District. The District shall actively pursue and settle delinquent accounts.

2. Standard terms and interest on overdue accounts. Accounts Receivable shall be due as Net 30. All unpaid accounts shall accrue interest at 1.5% per month, beginning when the account is 60 days due.

3. The District retains all rights and privileges under statute and case law to collect delinquent accounts.

4. Collection of accounts receivable. The District shall pursue cost-effective measures of collecting accounts receivable, including collection agencies and legal proceedings.

5. Write-off of uncollectible revenue. After practical collection measures are exhausted, any accounts receivable, including associated fees and penalties, that are over 12 months in arrears and have been determined by the Director of Finance/Treasurer to be uncollectible may be reclassified as bad debt expense in the fiscal year that the uncollectible balance has been identified. For any delinquent account receivable over \$20,000, the Board of Trustees must also approve the reclassification of the account receivable as bad debt expense.

6. Retain legal rights. The District shall retain its legal rights under California law to pursue any amount written off, for the period determined under law. The write-off of uncollectible accounts receivable does not constitute the forgiveness of the debt or a gift of public funds.

Formatted: Font: Bold

Formatted: Font: (Default) Arial

Formatted: Font: (Default) Arial

Formatted: List Paragraph, Indent: Left: 0.75"

Formatted: Font: Bold

Formatted: Font: Bold

Formatted: Font: (Default) Arial

Formatted: List Paragraph, Numbered + Level: 2 + Numbering Style: 1, 2, 3, ... + Start at: 1 + Alignment: Left + Aligned at: 0.5" + Indent at: 0.75"

Formatted: Font: (Default) Arial

Formatted: Indent: Left: 0.75", No bullets or numbering

Formatted: Font: Bold

Formatted: Numbered + Level: 2 + Numbering Style: 1, 2, 3, ... + Start at: 1 + Alignment: Left + Aligned at: 0.5" + Indent at: 0.75"

Formatted: Font: (Default) Arial

Formatted: Indent: Left: 0.5", No bullets or

Formatted: Font: Bold

Formatted: Font: (Default) Arial

Formatted: Indent: Left: 0.5", No bullets or

Formatted: Font: Bold

Formatted: List Paragraph, Numbered + Level: 2 + Numbering Style: 1, 2, 3, ... + Start at: 1 + Alignment: Left + Aligned at: 0.5" + Indent at: 0.75"

Formatted: Font: (Default) Arial



General Manager
Mark Tomko

May 14, 2024

Board Communication

Consent Calendar, Section 4E

TO: The Honorable President and Board of Trustees

FROM: Jeff Tucker, Director of Finance/Treasurer

PREPARED BY: Olivia Ruiz, Finance Manager
Jasmine Herber, Accountant

SUBJECT: Receive Third Quarter Budget to Actual Report for Fiscal Year 2023-2024

RECOMMENDATION

Receive and file third quarter budget to actual report for Fiscal Year (FY) 2023-2024.

BACKGROUND AND DISCUSSION

This quarterly report contains an overview of the District’s Operating and Capital expenses as compared to budgeted amounts for fiscal year 2023-24. The purpose of this report is to ensure that the District routinely monitors budget spending and can proactively respond to unanticipated changes and/or cost adjustments. With the goal of maintaining a high level of accountability and transparency, the District will continue to issue its quarterly report into the future.

REVENUE

<u>Revenues by Category</u>	<u>Budget</u>	<u>Actual</u>	<u>Remaining Budget</u>	<u>% of Budget</u>
Service Charges	\$ 48,157,660	\$ 24,152,249	\$ 24,005,411	50%
Connection Fees	428,490	201,571	226,919	47%
Other Revenue	356,130	231,665	124,465	65%
Property Taxes	1,497,230	743,974	753,256	50%
Interest	1,389,470	1,958,940	569,470	141%
Other Financial Sources	19,328,840	1,106,213	18,222,627	6%
Total Revenues	\$ 71,157,820	\$ 28,394,612	\$ 43,902,148	40%

Analysis

Service charges for Sewer, Storm and Upper Lateral programs are currently reporting revenues of \$24.2 million, or 50% of the projected budget has been received. Utility service charges of \$46.7 million have been billed. The first installment was received on the property tax roll in December and the second installment will be received in April. The remaining \$1.4 million is billed directly to industrial customers.

Connection fee revenue is recognized when the project is completed and it passes inspection, not when the cash is received. As of March 31st, there are \$783,180 in sewer connection fee deposits and \$124,773 in stormwater connection fee deposits that have not yet been recorded as revenue.

Property tax represents District’s allocation of property taxes revenue that is derived from property tax assessments levied within the entire District. The first installment payment was received in December and the second installment will be received in April. The majority of property taxes will be allocated to the Stormwater Fund.


Interest earnings are higher than budgeted and anticipated during this point of the year, due to higher than anticipated cash on hand and higher than projected interest rates.

“**Other Revenues**” category is made up of development-related fees and lease income. Revenues in this category are coming in as expected.

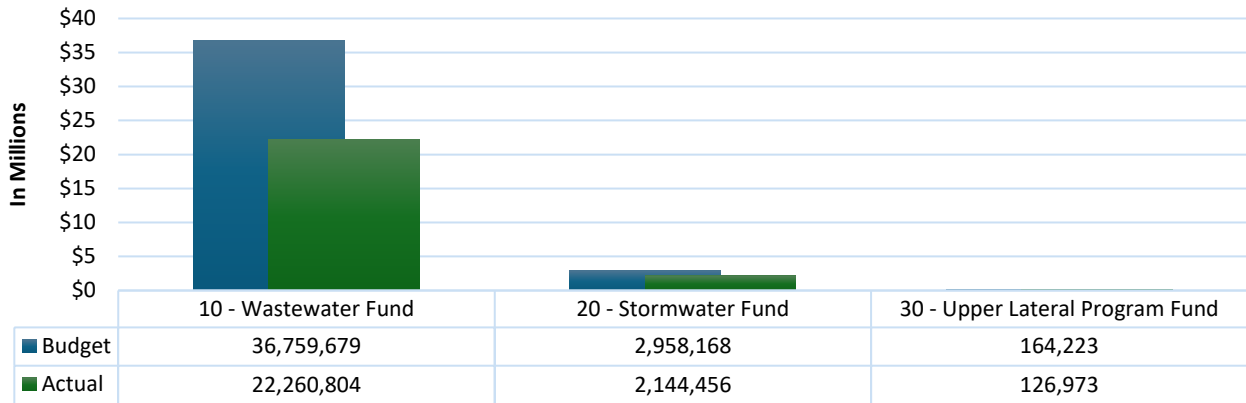
Other Financial Sources include loan proceeds from the State Water Resources Control Board for the Mare Island Pump Station (MIPS) project. Revenue is recorded when reimbursement requests are made to the State.

OPERATING EXPENSES

<u>Operating Expenses by Category-All Departments</u>	<u>Budget</u>	<u>Actual</u>	<u>Remaining Budget</u>	<u>% of Budget</u>
Salaries and Benefits	\$ 23,609,096	\$ 15,482,646	\$ 8,126,450	66%
Operations Materials, Services & Supplies	5,814,342	4,118,834	1,695,508	71%
Major Maintenance	1,050,000	214,200	835,800	20%
Utilities	2,269,000	1,561,771	707,229	69%
General & Administrative	3,517,792	2,315,870	1,201,922	66%
Debt Service	2,941,840	395,804	2,546,036	13%
Insurance	680,000	443,110	236,890	65%
Total Operating Expenses	\$ 39,882,070	\$ 24,532,235	\$ 15,349,835	62%



FY23-24 OPERATING EXPENSES BY FUND
as of 3/31/2024



Analysis

Operating Expenses. All departments are operating within their budget for this point in the year. Salaries and benefits are below budget due to several staff vacancies this year (see Staffing section below).

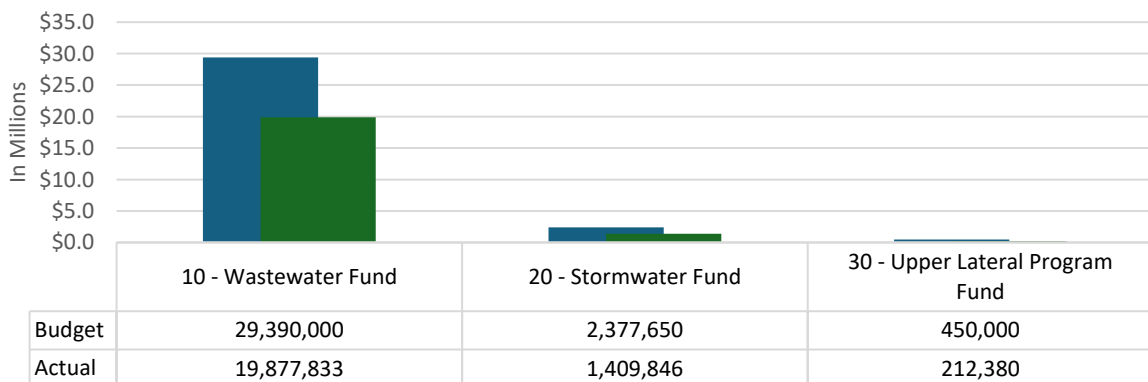
Debt service is 13% under budget due to bond payments not due until the fourth quarter of the fiscal year.

Other operating expenses are as expected or under budget for this point in the year.

Expenses by Fund analysis shows wastewater and stormwater funds operating within established budget parameters (excluding the impacts of non-cash GAAP adjustments). Upper Lateral funds are slightly above budget during this time of the year due to reimbursements for upper lateral program participants.

Wastewater Fund	61% Spent
Stormwater Fund	72% Spent
Upper Lateral Fund	77% Spent

FY23-24 CAPITAL EXPENSES BY FUND
as of 3/31/2024



CAPITAL PROJECTS

The following table represents the status of significant¹ capital projects, studies, and ongoing programs through the end of March 2024:

Projects	Budget for Current Year	Expenses for Current Year	Description of the project
Mare Island Pump Station Project	\$18,000,000	\$15,368,914	Construction of new Mare Island Straight Outfall Pump Station.
2023 Sewer Rehab Project	2,000,000	1,292,265	Replacement of approximately 5,200 linear feet of existing vitrified clay pipe sewer mains and replacement of associated lower laterals around Roleen Dr., Lorenzo Dr, and Elliot Dr., west of Sonoma Blvd.
New Bedford Sewer Lift Station	2,000,000	504,997	Replacement of the lift station, replacement of wet well with a polymer concrete wet well, new electrical and generator building, addition of surge tank to reduce water hammer issues and AC paving reconstruction.
Sear Point PS/Mech Rehab	1,920,000	1,510,999	Replacement of pumps, surge tank appurtenances, electrical and structural modifications at existing Sears Point Pump Station
Stormwater Trash Capture	1,400,000	1,126,305	Construction of 3 parallel net-tech, end of line trash capture devices at the outlet of a 108-inch storm drain culvert, west of Sonoma Blvd and just north of Missouri St.
Sewer Lift Station Electrical Rehab	710,000	-	Perform rehabilitation work on electrical and mechanical systems at priority lift stations.
Mare Island-DOM 4 Rehab	560,000	16,477	Perform electrical systems replacement and mechanical rehabilitation of DOM 4 sewer lift station on Mare Island.
SCADA Systems Upgrade	500,000	6,840	Upgrade in-plant SCADA to current system platform and perform standardization programming on Operator interface terminals
Subtotal	27,090,000	19,826,795	
All Other Capital Improvement Projects	4,817,160	1,282,436	Includes several rehabilitation projects, studies and IT related upgrades
Total Capital Improvement Projects	\$ 31,907,160²	\$21,109,230	

¹ Projects with an estimated total cost over \$500K.

² Includes project budget for wastewater and connection fee funds.

Analysis

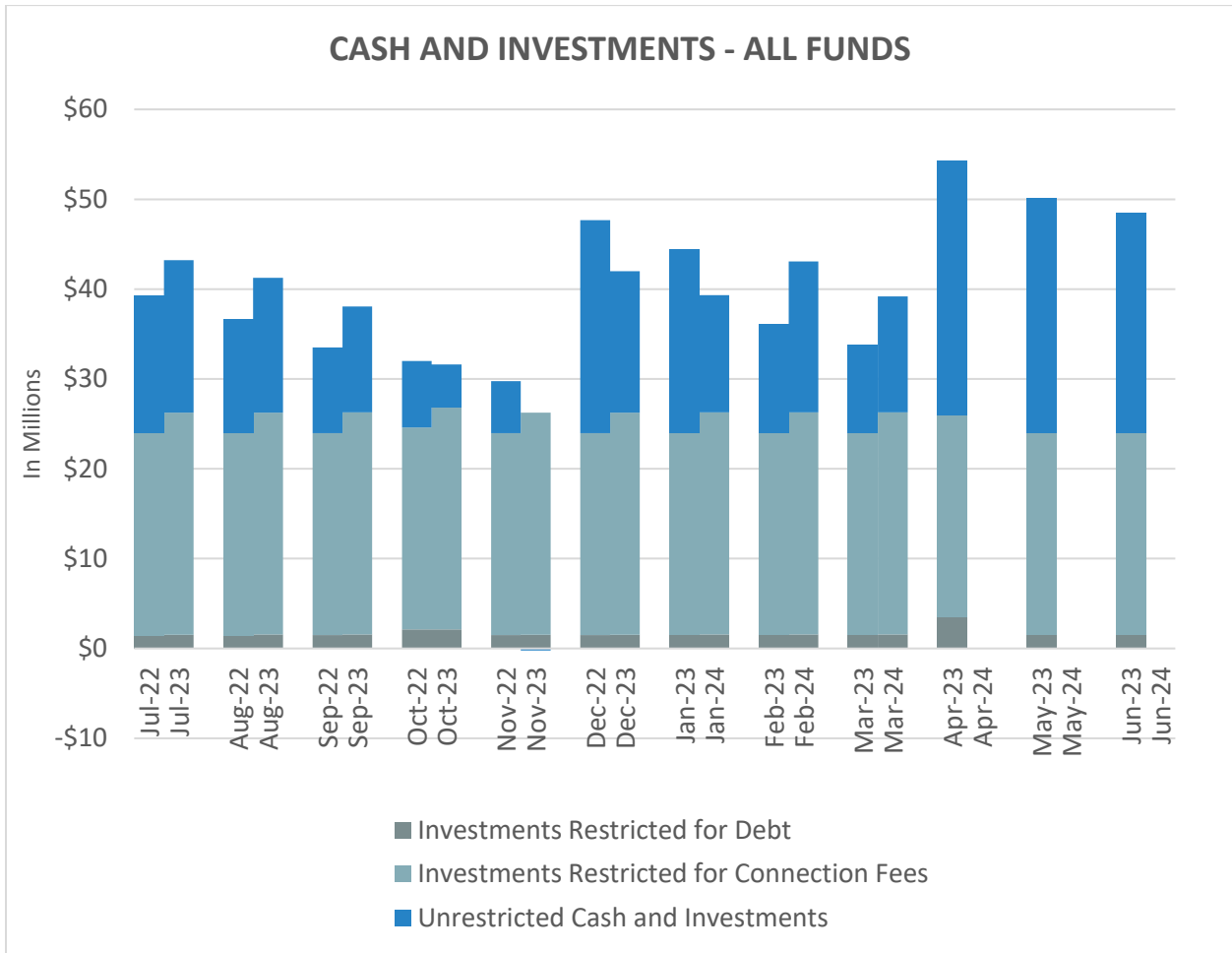
Through the third quarter of FY 24, CIP expenditure exceeded \$21.5 million or 67% of the approved budget.

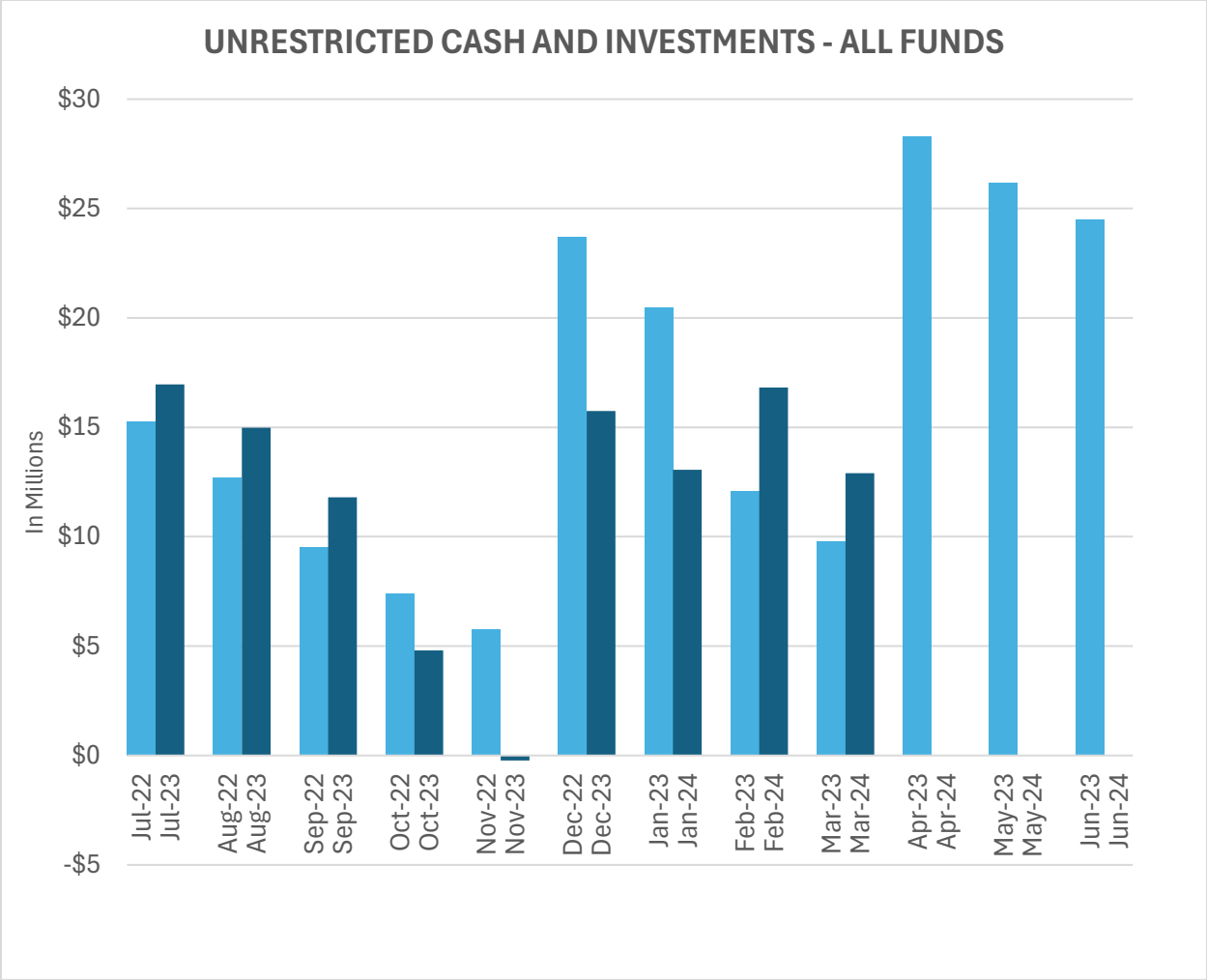
On the wastewater side, the SRF financed Mare Island Pump Station rehabilitation project accounts for nearly 70% of all capital expenditure (~\$15,400,000 spent this fiscal year). Other large CIP expenditures include the electrical/mechanical improvements for the District's largest sewer lift station, Sears Point SSLS, the replacement of New Bedford Sewer Lift Station, the purchase of two (2) new solids transfer trucks, and the 2023 Sewer Rehabilitation project. Significant sewer collection system rehabilitation expenditures will continue into the foreseeable future as the District focuses on rehabilitation of lift stations and replacement of aging sewer pipe as strategic investments. Rehabilitation and replacement of aging sewer collection system infrastructure has supplemental, positive impacts including improved reliability, reduced energy costs, and a decrease in the amount of inflow and infiltration in the system. I&I reduction also results in less overall sewer volume requiring treatment at the wastewater plant.

Stormwater expenditures through third quarter were focused on construction of trash capture devices. Two new trash capture devices have been completed this year. The Austin Creek Trash Capture project on Austin Creek, just west of Sonoma Boulevard, and the Mono Street installation, just south of the Curtola Parkway, Sonoma Blvd intersection added over 1100 acres of new, full trash capture protected service area. Trash capture is required to comply with the regulatory goals established by the San Francisco Regional Water Quality Control Board and issued via the Municipal Regional Stormwater NPDES Permit (MRP). Both trash capture projects were funded through a Caltrans Stormwater grant at no cost to ratepayers. However, ongoing maintenance of these devices is not grant funded.

At the end of the third quarter, over 80% of all FY 24 capital infrastructure projects slated to begin construction this year, have been awarded. As we enter the fourth quarter of FY 24, it is anticipated that capital spending will trend toward 90% (expended as percentage of budgeted) by the fiscal year end.

CASH BALANCES





Analysis

The unrestricted balance of cash and investments in the current fiscal year is \$3.1 million lower than the prior fiscal year due to significant payments of invoices for the MIPS project. The District did receive reimbursement through the State Revolving Fund (SRF) loan during the third quarter for the MIPS project. The repayment of this SRF loan is scheduled to start December 2026.

STAFFING

Full time equivalent (FTE) positions summary

Total Budgeted FTE Positions	96
Total Number of Vacancies	6
Total Current FTE	90

Separations in past quarter:

Position	Status
Collection Systems Technician	Retirement

Filled positions in past quarter:

Position	Status
General Manager	Start date January 2024
Management Analyst/District Clerk of Board	Start date January 2024
IT Intern	Start date February 2024
Shift Supervisor	Start date March 2024

Current vacancies:

Position	Status
Administrative Specialist	Vacant
Accounting Technician	Vacant
Collection Systems Technician	Recruitment in progress
Management Analyst	Recruitment in progress

CONTRACTS OVER \$100,000

The Board of Trustees has requested a report on all contracts approved by the General Manager in excess of \$100,000 that were not approved by the Board of Trustees. The following contracts were approved during the Quarter:

Contractor	Purpose of Contract	Amount
California CAD Solutions	GIS Support Services	\$120,000

ENVIRONMENTAL REVIEW

This is not a project under CEQA and no environmental review is required.

FISCAL IMPACT

None.

DOCUMENTS ATTACHED

None

CONTACT PERSON

Jeff Tucker, Director of Finance/Treasurer, (707) 652-7802



General Manager
Mark Tomko

May 14, 2024

Board Communication

Consent Calendar, Section 4F

TO: The Honorable President and Board of Trustees
FROM: Jeff Tucker, Director of Finance/Treasurer
PREPARED BY: Olivia Ruiz, Finance Manager
SUBJECT: Monthly Investment Report for March 2024

RECOMMENDATION

Receive and file the Monthly Investment Report for March 2024 as submitted.

BACKGROUND AND DISCUSSION

The California Government Code, Section 53607, requires monthly reporting of investments to the Board of Trustees. The composition of investments must conform to the District's investment policy adopted annually and must be sufficiently liquid to meet cash flow needs for the next six months. The District adjusts its cash and investment book balances to reflect market value. The condensed investment report attached meets applicable reporting requirements.

The portfolio is designed to provide *safety* through balance, diversification, credit worthiness, and volatility reduction; *liquidity* through short-term pools, negotiable deposits, and investment laddering; and *yield (rate of return)* through longer duration, callable governments and higher yielding corporate notes where safe.

The portfolio incorporates the principles of the prudent investor standard and follows policy prepared in accordance with the requirements of the California Government Code. These requirements include public investing objectives, authorized investments, maturities, prohibited investments, reporting requirements, and Board oversight.

The District staff works closely with the Investment Advisor, Chandler Asset Management, to implement an investment strategy that considers the District's historical and anticipated liquidity needs and the current market conditions to maintain safety and maximize yield. Investments are and will continue to be purchased based upon conformance with District policy. All investments within the portfolio meet/met the California Government Code requirements for credit quality, maturity dates, and bond class percentages at the time of purchase.

The District has the financial ability to meet its cash flow requirements for the next six months.

ENVIRONMENTAL REVIEW

This is not a project under CEQA and no environmental review is required.

FISCAL IMPACT

None.

DOCUMENTS ATTACHED

A. Monthly Investment Report – March 2024

CONTACT PERSON

Jeff Tucker, Finance Director/Treasurer, (707) 652-7802

MONTHLY ACCOUNT STATEMENT

Vallejo Flood & Wastewater District Cons | Account #10761 | As of March 31, 2024

CHANDLER ASSET MANAGEMENT | chandlerasset.com

Chandler Team:

For questions about your account, please call (800) 317-4747,
or contact clientservice@chandlerasset.com

Custodian:

PORTFOLIO SUMMARY



Vallejo Flood & Wastewater District Cons | Account #10761 | As of March 31, 2024

Portfolio Characteristics

Average Modified Duration	0.69
Average Coupon	1.64%
Average Purchase YTM	4.17%
Average Market YTM	4.74%
Average Quality	AA+
Average Final Maturity	0.77
Average Life	0.74

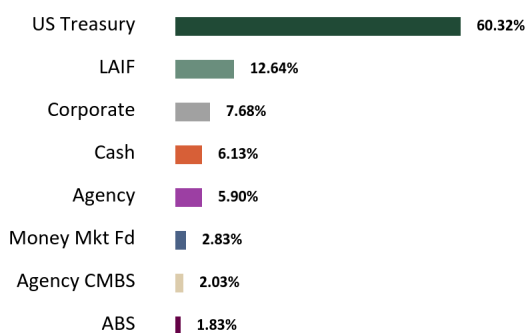
Account Summary

	Beg. Values as of 03/01/2024	End Values as of 03/31/2024
Market Value	43,215,343.51	40,102,273.06
Accrued Interest	82,438.91	68,016.85
Total Market Value	43,297,782.43	40,170,289.91
Income Earned	120,869.29	975,251.96
Cont/WD	3,621,402.60	(4,150,000.00)
Par	43,717,227.04	40,505,384.89
Book Value	43,376,168.34	40,244,124.63
Cost Value	43,253,236.11	40,100,167.39

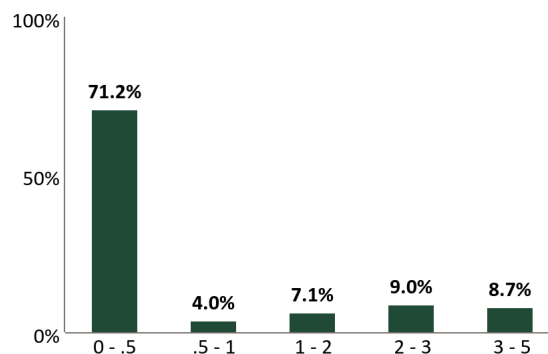
Top Issuers

United States	59.83%
LAIF	12.64%
Checking Deposit	5.92%
Farm Credit System	3.53%
First American Govt Oblig fund	2.83%
Federal Home Loan Banks	2.37%
FHLMC	2.03%
Toyota Motor Corporation	0.57%

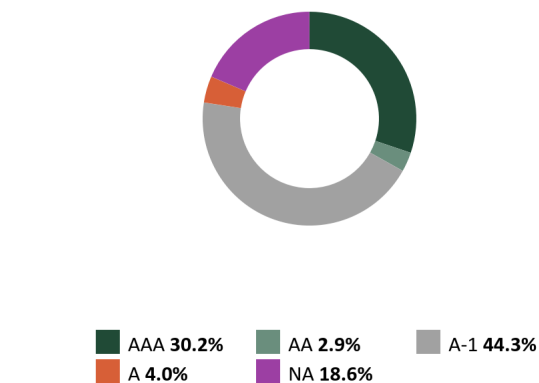
Sector Allocation



Maturity Distribution



Credit Quality



*See Footnote

The credit quality is a weighted average calculation of the highest of S&P, Moody's' and Fitch

Execution Time: 04/22/2024 09:14:33 AM

Chandler Asset Management | info@chandlerasset.com | www.chandlerasset.com | 800.317.4747

CONFIDENTIAL | 2

STATEMENT OF COMPLIANCE



Vallejo Flood & Wastewater District Cons | Account #10761 | As of March 31, 2024

Rules Name	Limit	Actual	Compliance Status	Notes
AGENCY MORTGAGE SECURITIES (CMOS)				
Max % (MV)	100.0	0.0	Compliant	
Max % Issuer (MV; Agencies & Agency CMOs)	25.0	3.5	Compliant	
Max Maturity (Years)	5.0	0.0	Compliant	
ASSET-BACKED SECURITIES (ABS)				
Max % (MV)	20.0	1.8	Compliant	
Max % Issuer (MV)	5.0	0.4	Compliant	
Max Maturity (Years)	5	4	Compliant	
Min Rating (AA- by 1)	0.0	0.0	Compliant	
BANKERS' ACCEPTANCES				
Max % (MV)	40.0	0.0	Compliant	
Max % Issuer (MV)	5.0	0.0	Compliant	
Max Maturity (Days)	180	0.0	Compliant	
Min Rating (A-1 by 1 or A- by 1)	0.0	0.0	Compliant	
COLLATERALIZED TIME DEPOSITS (NON-NEGOTIABLE CD/TD)				
Max % (MV)	20.0	0.0	Compliant	
Max % Issuer (MV)	5.0	0.0	Compliant	
Max Maturity (Years)	5.0	0.0	Compliant	
COMMERCIAL PAPER				
Max % (MV)	25.0	0.0	Compliant	
Max % Issuer (MV)	5.0	0.0	Compliant	
Max Maturity (Days)	270	0.0	Compliant	
Min Rating (A-1 by 1 or A- by 1)	0.0	0.0	Compliant	
CORPORATE MEDIUM TERM NOTES				
Max % (MV)	30.0	7.7	Compliant	
Max % Issuer (MV)	5.0	0.6	Compliant	
Max Maturity (Years)	5	4	Compliant	
Min Rating (A- by 1)	0.0	0.0	Compliant	
FDIC INSURED TIME DEPOSITS (NON-NEGOTIABLE CD/TD)				
Max % (MV)	20.0	0.0	Compliant	
Max % Issuer (MV)	5.0	0.0	Compliant	
Max Maturity (Years)	5	0.0	Compliant	

STATEMENT OF COMPLIANCE



Vallejo Flood & Wastewater District Cons | Account #10761 | As of March 31, 2024

Rules Name	Limit	Actual	Compliance Status	Notes
FEDERAL AGENCIES				
Max % (MV)	100.0	5.9	Compliant	
Max % Issuer (MV; Agencies & Agency CMOs)	25.0	3.5	Compliant	
Max Callables (MV)	20.0	0.0	Compliant	
Max Maturity (Years)	5	4	Compliant	
LOCAL AGENCY INVESTMENT FUND (LAIF)				
Max Concentration (MV)	75.0	5.1	Compliant	
MONEY MARKET MUTUAL FUNDS				
Max % (MV)	20.0	2.8	Compliant	
Max % Issuer (MV)	20.0	2.8	Compliant	
Min Rating (AAA by 2)	0.0	0.0	Compliant	
MORTGAGE-BACKED SECURITIES (NON-AGENCY)				
Max % (MV)	20.0	0.0	Compliant	
Max % Issuer (MV)	5.0	0.0	Compliant	
Max Maturity (Years)	5.0	0.0	Compliant	
Min Rating (AA- by 1)	0.0	0.0	Compliant	
MUNICIPAL SECURITIES (CA, LOCAL AGENCY)				
Max % (MV)	30.0	0.0	Compliant	
Max % Issuer (MV)	5.0	0.0	Compliant	
Max Maturity (Years)	5	0.0	Compliant	
Min Rating (A- by 1)	0.0	0.0	Compliant	
MUNICIPAL SECURITIES (CA, OTHER STATES)				
Max % (MV)	30.0	0.0	Compliant	
Max % Issuer (MV)	5.0	0.0	Compliant	
Max Maturity (Years)	5	0.0	Compliant	
Min Rating (A- by 1)	0.0	0.0	Compliant	
MUTUAL FUNDS				
Max % (MV)	10.0	0.0	Compliant	
Max % Issuer (MV)	10.0	0.0	Compliant	
Min Rating (AAA by 2)	0.0	0.0	Compliant	
NEGOTIABLE CERTIFICATES OF DEPOSIT (NCD)				
Max % (MV)	30.0	0.0	Compliant	
Max % Issuer (MV)	5.0	0.0	Compliant	
Max Maturity (Years)	5	0.0	Compliant	

STATEMENT OF COMPLIANCE



Vallejo Flood & Wastewater District Cons | Account #10761 | As of March 31, 2024

Rules Name	Limit	Actual	Compliance Status	Notes
Min Rating (A-1 by 1 or A- by 1 if > FDIC Limit)	0.0	0.0	Compliant	
REPURCHASE AGREEMENTS				
Max Maturity (Years)	1.0	0.0	Compliant	
SRI PROHIBITED INVESTMENTS				
Prohibited Investment - Fossil Fuels	0.0	0.0	Compliant	
Prohibited Investments - Alcohol	0.0	0.0	Compliant	
Prohibited Investments - Firearms	0.0	0.0	Compliant	
Prohibited Investments - Gaming	0.0	0.0	Compliant	
Prohibited Investments - Tobacco	0.0	0.0	Compliant	
SUPRANATIONAL OBLIGATIONS				
Max % (MV)	30.0	0.6	Compliant	
Max % Issuer (MV)	10.0	0.4	Compliant	
Max Maturity (Years)	5	0.0	Compliant	
Min Rating (AA- by 1)	0.0	0.0	Compliant	
U.S. TREASURIES				
Max % (MV)	100.0	60.3	Compliant	
Max Maturity (Years)	5	4	Compliant	

RECONCILIATION SUMMARY



Vallejo Flood & Wastewater District Cons | Account #10761 | As of March 31, 2024

Maturities / Calls

Month to Date	(6,975,000.00)
Fiscal Year to Date	(17,790,000.00)

Principal Paydowns

Month to Date	(28,767.11)
Fiscal Year to Date	(96,649.68)

Purchases

Month to Date	9,651,203.77
Fiscal Year to Date	91,960,844.63

Sales

Month to Date	(5,894,765.02)
Fiscal Year to Date	(77,856,654.75)

Interest Received

Month to Date	905,332.63
Fiscal Year to Date	1,037,961.96

Purchased / Sold Interest

Month to Date	(1,660.99)
Fiscal Year to Date	(4,616.48)

Accrual Activity Summary

	Month to Date	Fiscal Year to Date (01/01/2024)
Beginning Book Value	43,376,168.34	43,775,797.91
Maturities/Calls	(6,975,000.00)	(17,790,000.00)
Principal Paydowns	(28,767.11)	(96,649.68)
Purchases	9,651,203.77	91,960,844.63
Sales	(5,894,765.02)	(77,856,654.75)
Change in Cash, Payables, Receivables	29,282.27	29,063.38
Amortization/Accretion	86,002.38	221,723.14
Realized Gain (Loss)	0.01	0.00
Ending Book Value	40,244,124.63	40,244,124.63

Fair Market Activity Summary

	Month to Date	Fiscal Year to Date (01/01/2024)
Beginning Market Value	43,215,343.51	43,669,850.65
Maturities/Calls	(6,975,000.00)	(17,790,000.00)
Principal Paydowns	(28,767.11)	(96,649.68)
Purchases	9,651,203.77	91,960,844.63
Sales	(5,894,765.02)	(77,856,654.75)
Change in Cash, Payables, Receivables	29,282.27	29,063.38
Amortization/Accretion	86,002.38	221,723.14
Change in Net Unrealized Gain (Loss)	18,973.25	(35,904.31)
Realized Gain (Loss)	0.01	0.00
Ending Market Value	40,102,273.06	40,102,273.06

HOLDINGS REPORT



Vallejo Flood & Wastewater District Cons | Account #10761 | As of March 31, 2024

Cusip	Security Description	Par Value/ Units	Purchase Date Purchase Yield	Cost Value Book Value	Mkt Price Mkt YTM	Market Value Accrued Int.	% of Port. Gain/Loss	Moody's/ S&P Fitch	Maturity Duration
ABS									
43813GAC5	HAROT 2021-1 A3 0.27 04/21/2025	3,262.49	02/17/2021 0.37%	3,262.43 3,262.48	99.43 4.70%	3,243.83 0.24	0.01% (18.65)	Aaa/NA AAA	1.06 0.15
89240BAC2	TAOT 2021-A A3 0.26 05/15/2025	6,696.63	02/02/2021 0.27%	6,695.39 6,696.40	99.49 4.63%	6,662.50 0.77	0.02% (33.91)	Aaa/NA AAA	1.12 0.14
47788UAC6	JDOT 2021 A3 0.36 09/15/2025	6,331.57	03/02/2021 0.37%	6,330.35 6,331.24	98.74 5.84%	6,252.03 1.01	0.02% (79.21)	Aaa/NA AAA	1.46 0.28
44933LAC7	HART 2021-A A3 0.38 09/15/2025	7,095.86	04/20/2021 0.39%	7,095.11 7,095.67	99.18 5.26%	7,037.71 1.20	0.02% (57.97)	NA/AAA AAA	1.46 0.24
43815EAC8	HAROT 2021-3 A3 0.41 11/18/2025	24,477.53	08/17/2021 0.33%	24,477.17 24,477.45	97.96 5.93%	23,978.24 3.62	0.06% (499.21)	NA/AAA AAA	1.64 0.52
05593AAC3	BMWLT 2023-1 A3 5.16 11/25/2025	20,000.00	02/07/2023 5.43%	19,999.52 19,999.71	99.76 5.64%	19,952.98 17.20	0.05% (46.74)	Aaa/AAA NA	1.65 0.64
44934KAC8	HART 2021-B A3 0.38 01/15/2026	28,575.83	07/20/2021 0.60%	28,569.52 28,573.81	98.47 5.90%	28,137.97 4.83	0.07% (435.84)	NA/AAA AAA	1.79 0.46
43815GAC3	HAROT 2021-4 A3 0.88 01/21/2026	19,017.20	11/16/2021 0.89%	19,013.19 19,015.63	97.56 5.98%	18,553.74 4.65	0.05% (461.89)	Aaa/NA AAA	1.81 0.67
47789QAC4	JDOT 2021-B A3 0.52 03/16/2026	20,157.93	07/13/2021 0.52%	20,156.13 20,157.47	97.64 5.58%	19,683.16 4.66	0.05% (474.31)	Aaa/NA AAA	1.96 0.53
89238JAC9	TAOT 2021-D A3 0.71 04/15/2026	16,766.04	11/09/2021 0.95%	16,765.68 16,765.93	97.44 6.15%	16,336.83 5.29	0.04% (429.10)	NA/AAA AAA	2.04 0.72
05602RAD3	BMWOT 2022-A A3 3.21 08/25/2026	27,798.93	05/10/2022 3.63%	27,797.49 27,798.29	98.48 5.71%	27,377.47 14.87	0.07% (420.81)	Aaa/AAA NA	2.40 0.93
47787JAC2	JDOT 2022 A3 0.36 09/15/2026	31,245.74	03/10/2022 2.34%	31,238.83 31,242.20	97.90 5.74%	30,589.66 32.22	0.08% (652.54)	Aaa/NA AAA	2.46 0.77
362554AC1	GMCAR 2021-4 A3 0.68 09/16/2026	14,605.33	10/13/2021 0.68%	14,604.96 14,605.21	97.10 6.58%	14,182.29 4.14	0.04% (422.92)	Aaa/AAA NA	2.46 0.85
379929AD4	GMALT 2023-3 A3 5.38 11/20/2026	30,000.00	08/08/2023 5.38%	29,996.40 29,997.09	100.09 5.60%	30,027.71 49.32	0.07% 30.62	NA/AAA AAA	2.64 1.47
362585AC5	GMCAR 2022-2 A3 3.1 02/16/2027	31,857.91	04/05/2022 3.16%	31,851.26 31,854.80	98.21 5.87%	31,286.99 41.15	0.08% (567.80)	Aaa/AAA NA	2.88 1.12
43815JAC7	HAROT 2023-1 A3 5.04 04/21/2027	35,000.00	02/16/2023 5.09%	34,993.50 34,995.22	99.74 5.59%	34,909.43 49.00	0.09% (85.79)	Aaa/NA AAA	3.06 1.74
58770AAC7	MBART 2023-1 A3 4.51 11/15/2027	45,000.00	01/18/2023 4.56%	44,994.60 44,995.93	99.05 5.54%	44,571.37 90.20	0.11% (424.56)	NA/AAA AAA	3.63 1.84

HOLDINGS REPORT



Vallejo Flood & Wastewater District Cons | Account #10761 | As of March 31, 2024

Cusip	Security Description	Par Value/ Units	Purchase Date Purchase Yield	Cost Value Book Value	Mkt Price Mkt YTM	Market Value Accrued Int.	% of Port. Gain/Loss	Moody's/ S&P Fitch	Maturity Duration
362583AD8	GMCAR 2023-2 A3 4.47 02/16/2028	50,000.00	04/04/2023 4.51%	49,998.63 49,998.91	98.91 5.50%	49,456.06 93.12	0.12% (542.85)	Aaa/AAA NA	3.88 2.28
438123AC5	HAROT 2023-4 A3 5.67 06/21/2028	45,000.00	11/01/2023 5.74%	44,992.08 44,992.76	101.21 5.44%	45,544.56 70.88	0.11% 551.80	Aaa/NA AAA	4.22 2.50
161571HT4	CHAIT 2023-1 A 5.16 09/15/2028	145,000.00	09/07/2023 5.17%	144,959.81 144,964.19	100.51 5.33%	145,739.05 332.53	0.36% 774.86	NR/AAA AAA	4.46 2.26
89238DAD0	TAOT 2024-A A3 4.83 10/16/2028	75,000.00	01/23/2024 4.89%	74,984.99 74,985.53	99.61 5.46%	74,705.54 161.00	0.19% (280.00)	Aaa/AAA NA	4.54 2.89
47800RAD5	JDOT 2024 A3 4.96 11/15/2028	35,000.00	03/11/2024 5.12%	34,998.04 34,998.06	99.98 5.41%	34,994.48 57.87	0.09% (3.57)	Aaa/NA AAA	4.63 2.28
36268GAD7	GMCAR 2024-1 A3 4.85 12/18/2028	20,000.00	01/09/2024 4.91%	19,995.98 19,996.15	99.72 5.40%	19,944.92 40.42	0.05% (51.23)	Aaa/NA AAA	4.72 3.05
Total ABS		737,888.98	3.94%	737,771.05 737,800.13	99.37 5.57%	733,168.52 1,080.19	1.83% (4,631.61)	Aaa/AAA AAA	3.41 1.74

AGENCY									
3133ENPY0	FEDERAL FARM CREDIT BANKS FUNDING CORP 1.75 02/25/2025	200,000.00	03/16/2022 2.11%	197,936.00 199,364.63	97.09 5.10%	194,177.80 350.00	0.48% (5,186.82)	Aaa/AA+ AA+	0.91 0.88
3133EN5E6	FEDERAL FARM CREDIT BANKS FUNDING CORP 4.0 12/29/2025	250,000.00	12/29/2022 4.27%	248,120.00 248,906.34	98.62 4.83%	246,553.00 2,555.56	0.61% (2,353.33)	Aaa/AA+ AA+	1.75 1.65
3133EPVP7	FEDERAL FARM CREDIT BANKS FUNDING CORP 4.75 07/08/2026	250,000.00	12/06/2023 4.48%	251,606.00 251,408.65	100.16 4.67%	250,410.30 2,737.85	0.62% (998.36)	Aaa/AA+ AA+	2.27 2.11
3133EPZY4	FEDERAL FARM CREDIT BANKS FUNDING CORP 5.0 07/30/2026	250,000.00	11/09/2023 4.85%	250,935.00 250,800.35	100.86 4.61%	252,140.53 2,118.06	0.63% 1,340.18	Aaa/AA+ AA+	2.33 2.17
3133EPSW6	FEDERAL FARM CREDIT BANKS FUNDING CORP 4.5 08/14/2026	270,000.00	08/09/2023 4.58%	269,379.00 269,509.89	99.94 4.53%	269,830.09 1,586.25	0.67% 320.20	Aaa/AA+ AA+	2.37 2.22
3130AWTQ3	FEDERAL HOME LOAN BANKS 4.625 09/11/2026	250,000.00	09/12/2023 4.83%	248,592.50 248,851.10	100.16 4.55%	250,410.23 642.36	0.62% 1,559.13	Aaa/AA+ AA+	2.45 2.29
3130AWC24	FEDERAL HOME LOAN BANKS 4.0 06/09/2028	250,000.00	07/06/2023 4.49%	244,617.50 245,414.69	98.77 4.32%	246,934.13 3,111.11	0.62% 1,519.45	Aaa/AA+ AA+	4.19 3.77
3130AWTR1	FEDERAL HOME LOAN BANKS 4.375 09/08/2028	250,000.00	09/07/2023 4.49%	248,725.00 248,868.76	100.42 4.27%	251,040.01 698.78	0.63% 2,171.25	Aaa/AA+ AA+	4.44 3.99
3133EPWK7	FEDERAL FARM CREDIT BANKS FUNDING CORP 4.5 09/22/2028	200,000.00	10/12/2023 4.71%	198,146.00 198,318.75	100.80 4.30%	201,596.30 225.00	0.50% 3,277.54	Aaa/AA+ AA+	4.48 4.02
3130AVBD3	FEDERAL HOME LOAN BANKS 4.5 03/09/2029	200,000.00	03/14/2024 4.33%	201,544.00 201,529.58	100.97 4.28%	201,949.14 550.00	0.50% 419.57	Aaa/AA+ AA+	4.94 4.39

HOLDINGS REPORT



Vallejo Flood & Wastewater District Cons | Account #10761 | As of March 31, 2024

Cusip	Security Description	Par Value/ Units	Purchase Date Purchase Yield	Cost Value Book Value	Mkt Price Mkt YTM	Market Value Accrued Int.	% of Port. Gain/Loss	Moody's/ S&P Fitch	Maturity Duration
Total Agency		2,370,000.00	4.36%	2,359,601.00 2,362,972.73	99.80 4.54%	2,365,041.54 14,574.97	5.90% 2,068.81	Aaa/AA+ AA+	2.99 2.73
AGENCY CMBS									
3137BKRJ1	FHMS K-047 A2 3.329 05/25/2025	100,000.00	05/19/2022 3.04%	100,578.13 100,212.83	97.94 5.29%	97,935.60 277.42	0.24% (2,277.23)	Aaa/AA+ AAA	1.15 1.00
3137BNGT5	FHMS K-054 A2 2.745 01/25/2026	250,000.00	02/15/2023 4.64%	237,392.58 242,278.71	96.31 5.20%	240,775.95 571.88	0.60% (1,502.76)	Aaa/AA+ AAA	1.82 1.61
3137BVZ82	FHMS K-063 A2 3.43 01/25/2027	100,000.00	12/05/2022 4.27%	96,816.41 97,843.46	96.65 5.08%	96,651.69 285.83	0.24% (1,191.77)	Aaa/AA+ AAA	2.82 2.50
3137FBBX3	FHMS K-068 A2 3.244 08/25/2027	125,000.00	05/12/2023 3.98%	121,352.54 122,111.93	95.60 5.02%	119,495.12 337.92	0.30% (2,616.81)	Aaa/AA+ AA+	3.40 3.08
3137FBU79	FHMS K-069 A2 3.187 09/25/2027	135,000.00	05/18/2023 4.19%	129,679.10 130,748.73	95.40 5.02%	128,785.90 358.54	0.32% (1,962.83)	Aaa/AAA AA+	3.49 3.11
3137FETNO	FHMS K-073 A2 3.35 01/25/2028	135,000.00	05/24/2023 4.27%	129,747.66 130,709.18	95.63 5.03%	129,096.81 376.88	0.32% (1,612.37)	Aaa/AA+ AAA	3.82 3.42
Total Agency CMBS		845,000.00	4.18%	815,566.42 823,904.84	96.19 5.11%	812,741.08 2,208.45	2.03% (11,163.76)	Aaa/AA+ AAA	2.67 2.38
CASH									
CCYUSD	Receivable	15,852.00	-- 0.00%	15,852.00 15,852.00	1.00 0.00%	15,852.00 0.00	0.04% 0.00	Aaa/AAA AAA	0.00 0.00
CCYUSD	Receivable	17,479.74	-- 0.00%	17,479.74 17,479.74	1.00 0.00%	17,479.74 0.00	0.04% 0.00	Aaa/AAA AAA	0.00 0.00
CCYUSD	Receivable	51,472.84	-- 0.00%	51,472.84 51,472.84	1.00 0.00%	51,472.84 0.00	0.13% 0.00	Aaa/AAA AAA	0.00 0.00
90CHECK\$1	Checking Deposit Bank Account	2,374,624.80	-- 0.00%	2,374,624.80 2,374,624.80	1.00 0.00%	2,374,624.80 0.00	5.92% 0.00	NA/NA NA	0.00 0.00
Total Cash		2,459,429.38	0.00%	2,459,429.38 2,459,429.38	1.00 0.00%	2,459,429.38 0.00	6.13% 0.00	Aaa/AAA AAA	0.00 0.00
CORPORATE									
023135BW5	AMAZON.COM INC 0.45 05/12/2024	85,000.00	05/10/2021 0.50%	84,875.90 84,995.36	99.41 5.66%	84,497.77 147.69	0.21% (497.59)	A1/AA AA-	0.11 0.12
91324PEB4	UNITEDHEALTH GROUP INC 0.55 05/15/2024	50,000.00	11/08/2021 0.78%	49,713.00 49,986.23	99.41 5.39%	49,705.55 103.89	0.12% (280.68)	A2/A+ A	0.12 0.13

HOLDINGS REPORT



Vallejo Flood & Wastewater District Cons | Account #10761 | As of March 31, 2024

Cusip	Security Description	Par Value/ Units	Purchase Date Purchase Yield	Cost Value Book Value	Mkt Price Mkt YTM	Market Value Accrued Int.	% of Port. Gain/Loss	Moody's/ S&P Fitch	Maturity Duration
14913R2L0	CATERPILLAR FINANCIAL SERVICES CORP 0.45 05/17/2024	130,000.00	05/10/2021 0.49%	129,825.80 129,992.69	99.35 5.57%	129,153.36 217.75	0.32% (839.33)	A2/A A+	0.13 0.13
89114QCA4	TORONTO-DOMINION BANK 2.65 06/12/2024	125,000.00	08/25/2021 0.63%	132,032.50 125,496.41	99.42 5.58%	124,274.64 1,002.95	0.31% (1,221.77)	A1/A AA-	0.20 0.20
06051GJY6	BANK OF AMERICA CORP 5.73449 06/14/2024	100,000.00	06/07/2021 0.52%	100,006.40 100,000.00	100.02 5.61%	100,015.57 286.72	0.25% 15.57	A1/A- AA-	0.21 0.01
89236TJH9	TOYOTA MOTOR CREDIT CORP 0.5 06/18/2024	80,000.00	06/15/2021 0.54%	79,904.80 79,993.23	98.91 5.66%	79,125.76 114.44	0.20% (867.46)	A1/A+ A+	0.22 0.22
79466LAG9	SALESFORCE INC 0.625 07/15/2024	20,000.00	06/29/2021 0.64%	19,989.80 19,999.02	98.61 5.50%	19,722.45 26.39	0.05% (276.57)	A1/A+ NA	0.29 0.29
91159HHX1	US BANCORP 2.4 07/30/2024	200,000.00	02/05/2021 0.48%	212,966.00 200,923.89	98.94 5.61%	197,884.91 813.33	0.49% (3,038.99)	A3/A A	0.33 0.33
78015K7C2	ROYAL BANK OF CANADA 2.25 11/01/2024	150,000.00	02/05/2021 0.54%	159,499.50 151,493.68	98.11 5.58%	147,171.49 1,406.25	0.37% (4,322.19)	A1/A AA-	0.59 0.57
87612EBL9	TARGET CORP 2.25 04/15/2025	125,000.00	03/15/2022 2.51%	124,027.50 124,671.20	97.13 5.12%	121,408.94 1,296.88	0.30% (3,262.27)	A2/A A	1.04 1.00
713448CT3	PEPSICO INC 2.75 04/30/2025	150,000.00	12/28/2022 4.66%	143,733.00 147,101.88	97.51 5.14%	146,259.45 1,730.21	0.36% (842.43)	A1/A+ WR	1.08 1.04
06367WB85	BANK OF MONTREAL 1.85 05/01/2025	125,000.00	08/29/2022 4.01%	118,191.25 122,238.75	96.30 5.41%	120,376.66 963.54	0.30% (1,862.09)	A2/A- AA-	1.08 1.05
594918BJ2	MICROSOFT CORP 3.125 11/03/2025	150,000.00	01/20/2023 4.28%	145,509.00 147,426.75	97.40 4.84%	146,101.22 1,927.08	0.36% (1,325.53)	Aaa/AAA WR	1.59 1.51
023135CN4	AMAZON.COM INC 4.6 12/01/2025	100,000.00	12/28/2022 4.61%	99,956.00 99,974.93	99.60 4.85%	99,601.45 1,533.33	0.25% (373.48)	A1/AA AA-	1.67 1.57
857477BR3	STATE STREET CORP 1.746 02/06/2026	35,000.00	02/02/2022 1.75%	35,000.00 35,000.00	96.66 5.84%	33,830.25 93.36	0.08% (1,169.75)	A1/A AA-	1.85 0.82
037833BY5	APPLE INC 3.25 02/23/2026	150,000.00	02/21/2023 4.78%	143,640.00 145,978.58	97.20 4.81%	145,799.09 514.58	0.36% (179.49)	Aaa/AA+ NA	1.90 1.81
46625HQW3	JPMORGAN CHASE & CO 3.3 04/01/2026	175,000.00	12/27/2023 4.76%	169,583.75 170,201.62	96.83 4.98%	169,456.44 2,887.50	0.42% (745.19)	A1/A- AA-	2.00 1.88
00440EAV9	CHUBB INA HOLDINGS INC 3.35 05/03/2026	150,000.00	03/14/2023 4.75%	143,952.00 145,971.52	96.60 5.09%	144,897.39 2,065.83	0.36% (1,074.14)	A3/A A	2.09 1.96
69371RS56	PACCAR FINANCIAL CORP 5.05 08/10/2026	125,000.00	08/03/2023 5.07%	124,937.50 124,950.90	100.36 4.89%	125,445.45 894.27	0.31% 494.55	A1/A+ NA	2.36 2.19
89236TKX2	TOYOTA MOTOR CREDIT CORP 5.0 08/14/2026	150,000.00	09/28/2023 5.42%	148,354.50 148,640.54	100.11 4.95%	150,159.88 979.17	0.37% 1,519.34	A1/A+ A+	2.37 2.20

HOLDINGS REPORT



Vallejo Flood & Wastewater District Cons | Account #10761 | As of March 31, 2024

Cusip	Security Description	Par Value/ Units	Purchase Date Purchase Yield	Cost Value Book Value	Mkt Price Mkt YTM	Market Value Accrued Int.	% of Port. Gain/Loss	Moody's/ S&P Fitch	Maturity Duration
24422EXD6	JOHN DEERE CAPITAL CORP 5.15 09/08/2026	150,000.00	09/28/2023 5.29%	149,410.50 149,510.58	100.56 4.90%	150,846.50 493.54	0.38% 1,335.91	A1/A A+	2.44 2.26
437076CV2	HOME DEPOT INC 4.95 09/30/2026	150,000.00	-- 4.92%	150,118.50 150,104.01	100.16 4.88%	150,243.04 20.62	0.37% 139.03	A2/A A	2.50 2.22
17275RBQ4	CISCO SYSTEMS INC 4.8 02/26/2027	75,000.00	02/21/2024 4.85%	74,902.50 74,905.61	100.16 4.74%	75,120.64 350.00	0.19% 215.03	A1/AA- NA	2.91 2.67
665859AW4	NORTHERN TRUST CORP 4.0 05/10/2027	150,000.00	01/10/2023 4.25%	148,507.50 148,928.12	97.42 4.90%	146,135.76 2,350.00	0.36% (2,792.36)	A2/A+ A+	3.11 2.84
06406RBN6	BANK OF NEW YORK MELLON CORP 4.543 02/01/2029	125,000.00	02/27/2024 4.98%	123,075.00 123,117.99	98.47 4.99%	123,085.22 946.46	0.31% (32.77)	A1/A AA-	4.84 3.45
17275RBR2	CISCO SYSTEMS INC 4.85 02/26/2029	100,000.00	02/27/2024 4.82%	100,153.00 100,150.27	100.74 4.68%	100,738.14 471.53	0.25% 587.87	A1/AA- NA	4.91 4.30
Total Corporate		3,125,000.00	3.37%	3,111,865.20 3,101,753.77	98.61 5.16%	3,081,057.00 23,637.33	7.68% (20,696.77)	A1/A+ A+	1.69 1.51
LAIF									
90LAIF\$00	State Pool	5,067,430.20	-- 4.27%	5,067,430.20 5,067,430.20	1.00 4.27%	5,067,430.20 0.00	12.64% 0.00	NA/NA NA	0.00 0.00
Total LAIF		5,067,430.20	4.27%	5,067,430.20	1.00 4.27%	5,067,430.20 0.00	12.64% 0.00	NA/NA NA	0.00 0.00
MONEY MARKET FUND									
31846V203	FIRST AMER:GVT OBLG Y	49,258.52	-- 4.91%	49,258.52 49,258.52	1.00 4.91%	49,258.52 0.00	0.12% 0.00	Aaa/ AAAm AAA	0.00 0.00
31846V203	FIRST AMER:GVT OBLG Y	1,086,377.81	-- 4.91%	1,086,377.81 1,086,377.81	1.00 4.91%	1,086,377.81 0.00	2.71% 0.00	Aaa/ AAAm AAA	0.00 0.00
Total Money Market Fund		1,135,636.33	4.91%	1,135,636.33	1.00 4.91%	1,135,636.33 0.00	2.83% 0.00	Aaa/ AAAm AAA	0.00 0.00
SUPRANATIONAL									
4581X0DZ8	INTER-AMERICAN DEVELOPMENT BANK 0.5 09/23/2024	165,000.00	09/15/2021 0.52%	164,877.90 164,980.50	97.71 5.42%	161,217.27 18.33	0.40% (3,763.24)	Aaa/AAA NA	0.48 0.47

HOLDINGS REPORT



Vallejo Flood & Wastewater District Cons | Account #10761 | As of March 31, 2024

Cusip	Security Description	Par Value/ Units	Purchase Date Purchase Yield	Cost Value Book Value	Mkt Price Mkt YTM	Market Value Accrued Int.	% of Port. Gain/Loss	Moody's/ S&P Fitch	Maturity Duration
45950KCR9	INTERNATIONAL FINANCE CORP 1.375 10/16/2024	100,000.00	07/12/2021 0.54%	102,690.00 100,447.58	97.93 5.29%	97,927.20 630.21	0.24% (2,520.37)	Aaa/AAA NA	0.54 0.53
Total Supranational		265,000.00	0.53%	267,567.90 265,428.08	97.79 5.37%	259,144.47 648.54	0.65% (6,283.61)	Aaa/AAA NA	0.51 0.49
US TREASURY									
912797GZ4	UNITED STATES TREASURY 04/04/2024	6,000,000.00	-- 5.31%	5,981,700.34 5,997,394.79	99.96 5.42%	5,997,404.34 0.00	14.96% 9.55	P-1/A-1+ F1+	0.01 0.02
912797JMO	UNITED STATES TREASURY 04/09/2024	750,000.00	01/03/2024 5.34%	739,637.50 749,136.46	99.88 5.36%	749,126.42 0.00	1.87% (10.04)	P-1/A-1+ F1+	0.02 0.03
91282CBV2	UNITED STATES TREASURY 0.375 04/15/2024	250,000.00	04/29/2021 0.34%	250,224.61 250,002.91	99.81 5.02%	249,523.74 432.89	0.62% (479.17)	Aaa/AA+ AA+	0.04 0.05
912797JN8	UNITED STATES TREASURY 04/16/2024	1,250,000.00	02/22/2024 5.40%	1,240,297.14 1,247,253.91	99.78 5.39%	1,247,255.46 0.00	3.11% 1.56	P-1/A-1+ F1+	0.04 0.05
912797JV0	UNITED STATES TREASURY 05/07/2024	500,000.00	02/22/2024 5.38%	494,619.58 497,382.50	99.48 5.41%	497,375.68 0.00	1.24% (6.81)	P-1/A-1+ F1+	0.10 0.11
912797JW8	UNITED STATES TREASURY 05/14/2024	2,000,000.00	02/22/2024 5.36%	1,976,532.50 1,987,541.94	99.37 5.41%	1,987,436.44 0.00	4.96% (105.50)	P-1/A-1+ F1+	0.12 0.12
912797HR1	UNITED STATES TREASURY 05/23/2024	750,000.00	02/22/2024 5.40%	740,179.69 744,326.04	99.24 5.42%	744,313.58 0.00	1.86% (12.46)	P-1/A-1+ F1+	0.15 0.15
912797JY4	UNITED STATES TREASURY 05/28/2024	3,500,000.00	02/22/2024 5.39%	3,451,718.23 3,471,030.94	99.17 5.41%	3,470,910.42 0.00	8.66% (120.52)	P-1/A-1+ F1+	0.16 0.16
912797JZ1	UNITED STATES TREASURY 06/04/2024	1,000,000.00	02/22/2024 5.39%	985,202.92 990,715.56	99.08 5.42%	990,816.89 0.00	2.47% 101.33	P-1/A-1+ F1+	0.18 0.18
912797KE6	UNITED STATES TREASURY 06/11/2024	1,500,000.00	02/22/2024 5.39%	1,476,303.85 1,484,564.89	98.98 5.37%	1,484,635.16 0.00	3.70% 70.26	P-1/A-1+ F1+	0.20 0.20
91282CCG4	UNITED STATES TREASURY 0.25 06/15/2024	250,000.00	06/09/2021 0.31%	249,550.78 249,969.26	98.95 5.35%	247,377.93 184.43	0.62% (2,591.33)	Aaa/AA+ AA+	0.21 0.21
912797KF3	UNITED STATES TREASURY 06/18/2024	600,000.00	02/22/2024 5.40%	589,912.83 593,217.25	98.88 5.39%	593,258.20 0.00	1.48% 40.95	P-1/A-1+ F1+	0.22 0.22
91282CCL3	UNITED STATES TREASURY 0.375 07/15/2024	250,000.00	07/13/2021 0.42%	249,667.97 249,968.19	98.58 5.31%	246,462.40 198.32	0.61% (3,505.79)	Aaa/AA+ AA+	0.29 0.29
912828YE4	UNITED STATES TREASURY 1.25 08/31/2024	250,000.00	01/08/2021 0.30%	258,554.69 250,979.15	98.34 5.31%	245,861.82 271.74	0.61% (5,117.34)	Aaa/AA+ AA+	0.42 0.41
91282CCX7	UNITED STATES TREASURY 0.375 09/15/2024	200,000.00	09/10/2021 0.44%	199,585.94 199,936.91	97.83 5.25%	195,652.34 34.65	0.49% (4,284.57)	Aaa/AA+ AA+	0.46 0.45

HOLDINGS REPORT



Vallejo Flood & Wastewater District Cons | Account #10761 | As of March 31, 2024

Cusip	Security Description	Par Value/ Units	Purchase Date Purchase Yield	Cost Value Book Value	Mkt Price Mkt YTM	Market Value Accrued Int.	% of Port. Gain/Loss	Moody's/ S&P Fitch	Maturity Duration
91282CDB4	UNITED STATES TREASURY 0.625 10/15/2024	200,000.00	10/14/2021 0.63%	199,984.38 199,997.19	97.58 5.23%	195,152.34 577.19	0.49% (4,844.85)	Aaa/AA+ AA+	0.54 0.53
91282CDH1	UNITED STATES TREASURY 0.75 11/15/2024	200,000.00	11/10/2021 0.80%	199,710.94 199,939.87	97.29 5.23%	194,572.27 568.68	0.49% (5,367.60)	Aaa/AA+ AA+	0.63 0.61
91282CDN8	UNITED STATES TREASURY 1.0 12/15/2024	200,000.00	02/01/2022 1.38%	197,882.81 199,478.29	97.12 5.19%	194,244.14 590.16	0.48% (5,234.15)	Aaa/AA+ AA+	0.71 0.69
912828Z52	UNITED STATES TREASURY 1.375 01/31/2025	200,000.00	06/07/2021 0.48%	206,500.00 201,486.13	96.97 5.13%	193,937.50 460.85	0.48% (7,548.63)	Aaa/AA+ AA+	0.84 0.81
912828ZC7	UNITED STATES TREASURY 1.125 02/28/2025	200,000.00	02/09/2022 1.59%	197,226.56 199,170.96	96.49 5.09%	192,986.33 195.65	0.48% (6,184.63)	Aaa/AA+ AA+	0.91 0.89
912828ZF0	UNITED STATES TREASURY 0.5 03/31/2025	200,000.00	03/15/2022 2.05%	190,875.00 196,996.84	95.64 5.03%	191,272.31 2.73	0.48% (5,724.52)	Aaa/AA+ AA+	1.00 0.98
912828ZL7	UNITED STATES TREASURY 0.375 04/30/2025	200,000.00	03/22/2022 2.39%	187,906.25 195,798.12	95.18 5.01%	190,359.38 315.25	0.47% (5,438.74)	Aaa/AA+ AA+	1.08 1.06
912828K74	UNITED STATES TREASURY 2.0 08/15/2025	200,000.00	06/01/2022 2.83%	194,921.88 197,825.52	96.25 4.85%	192,500.00 505.49	0.48% (5,325.52)	Aaa/AA+ AA+	1.38 1.33
9128285C0	UNITED STATES TREASURY 3.0 09/30/2025	250,000.00	12/28/2022 4.24%	242,041.02 245,672.40	97.40 4.82%	243,496.10 20.49	0.61% (2,176.31)	Aaa/AA+ AA+	1.50 1.43
9128285J5	UNITED STATES TREASURY 3.0 10/31/2025	250,000.00	12/28/2022 4.24%	241,806.64 245,433.21	97.29 4.80%	243,212.89 3,152.47	0.61% (2,220.32)	Aaa/AA+ AA+	1.59 1.51
912828M56	UNITED STATES TREASURY 2.25 11/15/2025	200,000.00	08/29/2022 3.43%	192,835.94 196,375.18	96.06 4.80%	192,117.19 1,706.04	0.48% (4,257.99)	Aaa/AA+ AA+	1.63 1.56
9128286L9	UNITED STATES TREASURY 2.25 03/31/2026	250,000.00	12/28/2022 4.12%	235,869.14 241,328.79	95.50 4.63%	238,740.24 15.37	0.60% (2,588.55)	Aaa/AA+ AA+	2.00 1.90
9128286S4	UNITED STATES TREASURY 2.375 04/30/2026	250,000.00	12/29/2022 4.13%	236,445.31 241,546.42	95.57 4.63%	238,925.78 2,495.71	0.60% (2,620.64)	Aaa/AA+ AA+	2.08 1.98
912828YD6	UNITED STATES TREASURY 1.375 08/31/2026	250,000.00	01/05/2023 4.10%	227,158.20 234,886.37	92.83 4.54%	232,080.08 298.91	0.58% (2,806.29)	Aaa/AA+ AA+	2.42 2.33
912828U24	UNITED STATES TREASURY 2.0 11/15/2026	250,000.00	01/05/2023 4.06%	231,796.88 237,623.43	93.88 4.50%	234,687.50 1,895.60	0.59% (2,935.93)	Aaa/AA+ AA+	2.63 2.50
91282CJT9	UNITED STATES TREASURY 4.0 01/15/2027	250,000.00	01/22/2024 4.12%	249,130.86 249,185.98	98.80 4.46%	247,011.72 2,115.38	0.62% (2,174.26)	Aaa/AA+ AA+	2.79 2.59
912828V98	UNITED STATES TREASURY 2.25 02/15/2027	250,000.00	01/20/2023 3.65%	236,894.53 240,727.26	94.14 4.44%	235,351.56 710.85	0.59% (5,375.70)	Aaa/AA+ AA+	2.88 2.73
91282CEF4	UNITED STATES TREASURY 2.5 03/31/2027	200,000.00	12/12/2022 3.90%	189,023.44 192,346.49	94.68 4.41%	189,359.38 13.66	0.47% (2,987.11)	Aaa/AA+ AA+	3.00 2.81

HOLDINGS REPORT



Vallejo Flood & Wastewater District Cons | Account #10761 | As of March 31, 2024

Cusip	Security Description	Par Value/ Units	Purchase Date Purchase Yield	Cost Value Book Value	Mkt Price Mkt YTM	Market Value Accrued Int.	% of Port. Gain/Loss	Moody's/ S&P Fitch	Maturity Duration
91282CEW7	UNITED STATES TREASURY 3.25 06/30/2027	250,000.00	12/29/2022 4.02%	242,158.20 244,344.17	96.57 4.44%	241,425.78 2,053.57	0.60% (2,918.39)	Aaa/AA+ AA+	3.25 3.02
91282CFH9	UNITED STATES TREASURY 3.125 08/31/2027	250,000.00	01/20/2023 3.59%	245,068.36 246,341.61	96.06 4.38%	240,156.25 679.35	0.60% (6,185.36)	Aaa/AA+ AA+	3.42 3.19
91282CFM8	UNITED STATES TREASURY 4.125 09/30/2027	250,000.00	08/16/2023 4.52%	246,308.59 246,867.82	99.22 4.37%	248,056.64 28.18	0.62% 1,188.82	Aaa/AA+ AA+	3.50 3.16
9128283F5	UNITED STATES TREASURY 2.25 11/15/2027	200,000.00	06/07/2023 4.05%	185,554.69 188,210.27	93.02 4.35%	186,031.25 1,706.04	0.46% (2,179.02)	Aaa/AA+ AA+	3.63 3.39
9128285M8	UNITED STATES TREASURY 3.125 11/15/2028	250,000.00	02/27/2024 4.34%	237,197.27 237,442.62	95.25 4.27%	238,115.24 2,961.88	0.59% 672.62	Aaa/AA+ AA+	4.63 4.19
91282CJW2	UNITED STATES TREASURY 4.0 01/31/2029	250,000.00	03/25/2024 4.25%	247,314.45 247,323.54	98.97 4.24%	247,421.88 1,675.82	0.62% 98.33	Aaa/AA+ AA+	4.84 4.33
Total US Treasury		24,500,000.00	4.67%	24,145,299.91 24,289,769.17	98.76 5.24%	24,188,624.54 25,867.37	60.32% (101,144.64)	Aaa/AAA AAA	0.58 0.55
Total Portfolio		40,505,384.89	4.17%	40,100,167.39 40,244,124.63	77.64 4.74%	40,102,273.06 68,016.85	100.00% (141,851.58)	Aa1/AA+ AA+	0.77 0.69
Total Market Value + Accrued						40,170,289.91			

TRANSACTION LEDGER



Vallejo Flood & Wastewater District Cons | Account #10761 | As of March 31, 2024

Transaction Type	Settlement Date	CUSIP	Quantity	Security Description	Price	Acq/Disp Yield	Amount	Interest Pur/Sold	Total Amount	Gain/Loss
ACQUISITIONS										
Purchase	03/01/2024	31846V203	862.92	FIRST AMER:GVT OBLG Y	1.000	4.91%	(862.92)	0.00	(862.92)	0.00
Purchase	03/01/2024	31846V203	21,419.58	FIRST AMER:GVT OBLG Y	1.000	4.91%	(21,419.58)	0.00	(21,419.58)	0.00
Purchase	03/05/2024	31846V203	500,000.00	FIRST AMER:GVT OBLG Y	1.000	4.90%	(500,000.00)	0.00	(500,000.00)	0.00
Purchase	03/08/2024	31846V203	10,364.24	FIRST AMER:GVT OBLG Y	1.000	4.91%	(10,364.24)	0.00	(10,364.24)	0.00
Purchase	03/11/2024	31846V203	5,781.37	FIRST AMER:GVT OBLG Y	1.000	4.92%	(5,781.37)	0.00	(5,781.37)	0.00
Purchase	03/11/2024	31846V203	1,188.25	FIRST AMER:GVT OBLG Y	1.000	4.92%	(1,188.25)	0.00	(1,188.25)	0.00
Purchase	03/12/2024	31846V203	750,000.00	FIRST AMER:GVT OBLG Y	1.000	4.92%	(750,000.00)	0.00	(750,000.00)	0.00
Purchase	03/15/2024	3130AVBD3	200,000.00	FEDERAL HOME LOAN BANKS 4.5 03/09/2029	100.772	4.33%	(201,544.00)	(150.00)	(201,694.00)	0.00
Purchase	03/15/2024	31846V203	301.88	FIRST AMER:GVT OBLG Y	1.000	4.92%	(301.88)	0.00	(301.88)	0.00
Purchase	03/15/2024	31846V203	15,018.18	FIRST AMER:GVT OBLG Y	1.000	4.92%	(15,018.18)	0.00	(15,018.18)	0.00
Purchase	03/18/2024	31846V203	6,312.35	FIRST AMER:GVT OBLG Y	1.000	4.92%	(6,312.35)	0.00	(6,312.35)	0.00
Purchase	03/18/2024	31846V203	152,019.44	FIRST AMER:GVT OBLG Y	1.000	4.92%	(152,019.44)	0.00	(152,019.44)	0.00
Purchase	03/19/2024	31846V203	91,564.46	FIRST AMER:GVT OBLG Y	1.000	4.92%	(91,564.46)	0.00	(91,564.46)	0.00
Purchase	03/19/2024	31846V203	1,750,000.00	FIRST AMER:GVT OBLG Y	1.000	4.92%	(1,750,000.00)	0.00	(1,750,000.00)	0.00
Purchase	03/19/2024	47800RAD5	35,000.00	JDOT 2024 A3 4.96 11/15/2028	99.994	5.12%	(34,998.04)	0.00	(34,998.04)	0.00
Purchase	03/20/2024	31846V203	134.50	FIRST AMER:GVT OBLG Y	1.000	4.92%	(134.50)	0.00	(134.50)	0.00
Purchase	03/21/2024	31846V203	3,748.53	FIRST AMER:GVT OBLG Y	1.000	4.92%	(3,748.53)	0.00	(3,748.53)	0.00
Purchase	03/22/2024	31846V203	4,500.00	FIRST AMER:GVT OBLG Y	1.000	4.92%	(4,500.00)	0.00	(4,500.00)	0.00
Purchase	03/25/2024	31846V203	4,071.15	FIRST AMER:GVT OBLG Y	1.000	4.92%	(4,071.15)	0.00	(4,071.15)	0.00
Purchase	03/25/2024	31846V203	2,979.21	FIRST AMER:GVT OBLG Y	1.000	4.92%	(2,979.21)	0.00	(2,979.21)	0.00
Purchase	03/26/2024	91282CJW2	250,000.00	UNITED STATES TREASURY 4.0 01/31/2029	98.926	4.25%	(247,314.45)	(1,510.99)	(248,825.44)	0.00
Purchase	03/28/2024	912797GZ4	5,000,000.00	UNITED STATES TREASURY 04/04/2024	99.899	5.30%	(4,994,939.58)	0.00	(4,994,939.58)	0.00
Purchase	03/31/2024	90CHECK\$1	852,141.64	Checking Deposit Bank Account	1.000	0.00%	(852,141.64)	0.00	(852,141.64)	0.00
Total Purchase			9,657,407.70				(9,651,203.77)	(1,660.99)	(9,652,864.76)	0.00
TOTAL ACQUISITIONS			9,657,407.70				(9,651,203.77)	(1,660.99)	(9,652,864.76)	0.00

DISPOSITIONS

TRANSACTION LEDGER



Vallejo Flood & Wastewater District Cons | Account #10761 | As of March 31, 2024

Transaction Type	Settlement Date	CUSIP	Quantity	Security Description	Price	Acq/Disp Yield	Amount	Interest Pur/Sold	Total Amount	Gain/Loss
Maturity	03/05/2024	912797JG3	(500,000.00)	UNITED STATES TREASURY 03/05/2024	100.000	0.00%	500,000.00	0.00	500,000.00	0.00
Maturity	03/12/2024	912797JH1	(750,000.00)	UNITED STATES TREASURY 03/12/2024	100.000	0.00%	750,000.00	0.00	750,000.00	0.00
Maturity	03/15/2024	91282CBR1	(200,000.00)	UNITED STATES TREASURY 0.25 03/15/2024	100.000	0.25%	200,000.00	0.00	200,000.00	0.00
Maturity	03/18/2024	808513BN4	(150,000.00)	CHARLES SCHWAB CORP 0.75 03/18/2024	100.000	0.75%	150,000.00	0.00	150,000.00	0.00
Maturity	03/19/2024	912797JJ7	(1,750,000.00)	UNITED STATES TREASURY 03/19/2024	100.000	0.00%	1,750,000.00	0.00	1,750,000.00	0.00
Maturity	03/19/2024	459058GQ0	(125,000.00)	INTERNATIONAL BANK FOR RECONSTRUCTION AND DEVELOPM 2.5 03/19/2024	100.000	2.50%	125,000.00	0.00	125,000.00	0.00
Maturity	03/28/2024	912797GY7	(3,500,000.00)	UNITED STATES TREASURY 03/28/2024	100.000	0.00%	3,500,000.00	0.00	3,500,000.00	0.00
Total Maturity			(6,975,000.00)				6,975,000.00	0.00	6,975,000.00	0.00
Sale	03/08/2024	31846V203	(650,000.00)	FIRST AMER:GVT OBLG Y	1.000	4.91%	650,000.00	0.00	650,000.00	0.00
Sale	03/14/2024	31846V203	(610,000.00)	FIRST AMER:GVT OBLG Y	1.000	4.91%	610,000.00	0.00	610,000.00	0.00
Sale	03/22/2024	31846V203	(840,000.00)	FIRST AMER:GVT OBLG Y	1.000	4.92%	840,000.00	0.00	840,000.00	0.00
Sale	03/26/2024	31846V203	(249,825.44)	FIRST AMER:GVT OBLG Y	1.000	4.92%	249,825.44	0.00	249,825.44	0.00
Sale	03/28/2024	31846V203	(1,494,939.58)	FIRST AMER:GVT OBLG Y	1.000	4.93%	1,494,939.58	0.00	1,494,939.58	0.00
Sale	03/28/2024	31846V203	(2,050,000.00)	FIRST AMER:GVT OBLG Y	1.000	4.93%	2,050,000.00	0.00	2,050,000.00	0.00
Total Sale			(5,894,765.02)				5,894,765.02	0.00	5,894,765.02	0.00
TOTAL DISPOSITIONS			(12,869,765.02)				12,869,765.02	0.00	12,869,765.02	0.00
OTHER TRANSACTIONS										
Cash Transfer	03/08/2024	CCYUSD	(650,000.00)	Cash		0.00%	(650,000.00)	0.00	(650,000.00)	0.00
Cash Transfer	03/14/2024	CCYUSD	(610,000.00)	Cash		0.00%	(610,000.00)	0.00	(610,000.00)	0.00
Cash Transfer	03/22/2024	CCYUSD	(840,000.00)	Cash		0.00%	(840,000.00)	0.00	(840,000.00)	0.00
Cash Transfer	03/28/2024	CCYUSD	(2,050,000.00)	Cash		0.00%	(2,050,000.00)	0.00	(2,050,000.00)	0.00
Total Cash Transfer			(4,150,000.00)				(4,150,000.00)	0.00	(4,150,000.00)	0.00

TRANSACTION LEDGER



Vallejo Flood & Wastewater District Cons | Account #10761 | As of March 31, 2024

Transaction Type	Settlement Date	CUSIP	Quantity	Security Description	Price	Acq/Disp Yield	Amount	Interest Pur/Sold	Total Amount	Gain/Loss
Coupon	03/01/2024	3137BKRJ1	0.00	FHMS K-047 A2 3.329 05/25/2025		2.94%	277.42	0.00	277.42	0.00
Coupon	03/01/2024	3137BNGT5	0.00	FHMS K-054 A2 2.745 01/25/2026		4.58%	571.88	0.00	571.88	0.00
Coupon	03/01/2024	3137BVZ82	0.00	FHMS K-063 A2 3.43 01/25/2027		4.23%	285.83	0.00	285.83	0.00
Coupon	03/01/2024	3137FBBX3	0.00	FHMS K-068 A2 3.244 08/25/2027		3.95%	337.92	0.00	337.92	0.00
Coupon	03/01/2024	3137FBU79	0.00	FHMS K-069 A2 3.187 09/25/2027		4.16%	358.54	0.00	358.54	0.00
Coupon	03/01/2024	3137FETN0	0.00	FHMS K-073 A2 3.35 01/25/2028		4.25%	376.88	0.00	376.88	0.00
Coupon	03/08/2024	3130AWTR1	0.00	FEDERAL HOME LOAN BANKS 4.375 09/08/2028		4.49%	6,501.74	0.00	6,501.74	0.00
Coupon	03/08/2024	24422EXD6	0.00	JOHN DEERE CAPITAL CORP 5.15 09/08/2026		5.29%	3,862.50	0.00	3,862.50	0.00
Coupon	03/11/2024	3130AWTQ3	0.00	FEDERAL HOME LOAN BANKS 4.625 09/11/2026		4.83%	6,969.62	0.00	6,969.62	0.00
Coupon	03/14/2024	06051GJY6	0.00	BANK OF AMERICA CORP 5.7200000000000001 06/14/2024		5.85%	1,456.94	0.00	1,456.94	0.00
Coupon	03/15/2024	89240BAC2	0.00	TAOT 2021-A A3 0.26 05/15/2025		0.29%	2.11	0.00	2.11	0.00
Coupon	03/15/2024	47788UAC6	0.00	JDOT 2021 A3 0.36 09/15/2025		0.38%	2.17	0.00	2.17	0.00
Coupon	03/15/2024	91282CBR1	0.00	UNITED STATES TREASURY 0.25 03/15/2024		0.25%	250.00	0.00	250.00	0.00
Coupon	03/15/2024	44933LAC7	0.00	HART 2021-A A3 0.38 09/15/2025		0.39%	2.85	0.00	2.85	0.00
Coupon	03/15/2024	47789QAC4	0.00	JDOT 2021-B A3 0.52 03/16/2026		0.52%	9.61	0.00	9.61	0.00
Coupon	03/15/2024	44934KAC8	0.00	HART 2021-B A3 0.38 01/15/2026		0.61%	10.38	0.00	10.38	0.00
Coupon	03/15/2024	91282CCX7	0.00	UNITED STATES TREASURY 0.375 09/15/2024		0.44%	375.00	0.00	375.00	0.00

TRANSACTION LEDGER



Vallejo Flood & Wastewater District Cons | Account #10761 | As of March 31, 2024

Transaction Type	Settlement Date	CUSIP	Quantity	Security Description	Price	Acq/Disp Yield	Amount	Interest Pur/Sold	Total Amount	Gain/Loss
Coupon	03/15/2024	89238JAC9	0.00	TAOT 2021-D A3 0.71 04/15/2026		0.71%	10.78	0.00	10.78	0.00
Coupon	03/15/2024	47787JAC2	0.00	JDOT 2022 A3 0.36 09/15/2026		2.35%	63.58	0.00	63.58	0.00
Coupon	03/15/2024	58770AAC7	0.00	MBART 2023-1 A3 4.51 11/15/2027		4.56%	169.12	0.00	169.12	0.00
Coupon	03/15/2024	161571HT4	0.00	CHAIT 2023-1 A 5.16 09/15/2028		5.23%	623.50	0.00	623.50	0.00
Coupon	03/15/2024	89238DAD0	0.00	TAOT 2024-A A3 4.83 10/16/2028		4.89%	301.88	0.00	301.88	0.00
Coupon	03/16/2024	362554AC1	0.00	GMCAR 2021-4 A3 0.68 09/16/2026		0.68%	8.92	0.00	8.92	0.00
Coupon	03/16/2024	362585AC5	0.00	GMCAR 2022-2 A3 3.1 02/16/2027		3.13%	87.10	0.00	87.10	0.00
Coupon	03/16/2024	362583AD8	0.00	GMCAR 2023-2 A3 4.47 02/16/2028		4.51%	186.25	0.00	186.25	0.00
Coupon	03/16/2024	36268GAD7	0.00	GMCAR 2024-1 A3 4.85 12/18/2028		4.91%	80.83	0.00	80.83	0.00
Coupon	03/18/2024	808513BN4	0.00	CHARLES SCHWAB CORP 0.75 03/18/2024		0.75%	562.50	0.00	562.50	0.00
Coupon	03/18/2024	43815EAC8	0.00	HAROT 2021-3 A3 0.41 11/18/2025		0.41%	9.37	0.00	9.37	0.00
Coupon	03/19/2024	459058GQ0	0.00	INTERNATIONAL BANK FOR RECONSTRUCTION AND DEVELOPM 2.5 03/19/2024		2.50%	1,562.50	0.00	1,562.50	0.00
Coupon	03/20/2024	379929AD4	0.00	GMALT 2023-3 A3 5.38 11/20/2026		5.45%	134.50	0.00	134.50	0.00
Coupon	03/21/2024	43813GAC5	0.00	HAROT 2021-1 A3 0.27 04/21/2025		0.27%	1.10	0.00	1.10	0.00
Coupon	03/21/2024	43815GAC3	0.00	HAROT 2021-4 A3 0.88 01/21/2026		0.90%	15.22	0.00	15.22	0.00
Coupon	03/21/2024	43815JAC7	0.00	HAROT 2023-1 A3 5.04 04/21/2027		5.10%	147.00	0.00	147.00	0.00
Coupon	03/21/2024	438123AC5	0.00	HAROT 2023-4 A3 5.67 06/21/2028		5.75%	212.63	0.00	212.63	0.00

TRANSACTION LEDGER



Vallejo Flood & Wastewater District Cons | Account #10761 | As of March 31, 2024

Transaction Type	Settlement Date	CUSIP	Quantity	Security Description	Price	Acq/Disp Yield	Amount	Interest Pur/Sold	Total Amount	Gain/Loss
Coupon	03/22/2024	3133EPWK7	0.00	FEDERAL FARM CREDIT BANKS FUNDING CORP 4.5 09/22/2028		4.71%	4,500.00	0.00	4,500.00	0.00
Coupon	03/23/2024	4581X0DZ8	0.00	INTER-AMERICAN DEVELOPMENT BANK 0.5 09/23/2024		0.52%	412.50	0.00	412.50	0.00
Coupon	03/25/2024	05601XAC3	0.00	BMWLT 2022-1 A3 1.03 03/25/2025		0.00%	2.05	0.00	2.05	0.00
Coupon	03/25/2024	05602RAD3	0.00	BMWOT 2022-A A3 3.21 08/25/2026		3.23%	79.77	0.00	79.77	0.00
Coupon	03/25/2024	05593AAC3	0.00	BMWLT 2023-1 A3 5.16 11/25/2025		5.22%	86.00	0.00	86.00	0.00
Coupon	03/30/2024	437076CV2	0.00	HOME DEPOT INC 4.95 09/30/2026		4.92%	2,392.50	0.00	2,392.50	0.00
Coupon	03/31/2024	9128285C0	0.00	UNITED STATES TREASURY 3.0 09/30/2025		4.24%	3,750.00	0.00	3,750.00	0.00
Coupon	03/31/2024	9128286L9	0.00	UNITED STATES TREASURY 2.25 03/31/2026		4.12%	2,812.50	0.00	2,812.50	0.00
Coupon	03/31/2024	912828ZF0	0.00	UNITED STATES TREASURY 0.5 03/31/2025		2.05%	500.00	0.00	500.00	0.00
Coupon	03/31/2024	91282CEF4	0.00	UNITED STATES TREASURY 2.5 03/31/2027		3.90%	2,500.00	0.00	2,500.00	0.00
Coupon	03/31/2024	91282CFM8	0.00	UNITED STATES TREASURY 4.125 09/30/2027		4.52%	5,156.25	0.00	5,156.25	0.00
Total Coupon			0.00				48,019.74	0.00	48,019.74	0.00
Custody Fee	03/26/2024	CCYUSD	(1,000.00)	Cash		0.00%	(1,000.00)	0.00	(1,000.00)	0.00
Total Custody Fee			(1,000.00)				(1,000.00)	0.00	(1,000.00)	0.00
Dividend	03/31/2024	90CHECK\$1	0.00	Checking Deposit Bank Account		0.00%	852,141.64	0.00	852,141.64	0.00
Dividend	03/31/2024	31846V203	0.00	FIRST AMER:GVT OBLG Y		4.93%	16,220.49	0.00	16,220.49	0.00
Total Dividend			0.00				868,362.13	0.00	868,362.13	0.00
Principal Paydown	03/15/2024	89240BAC2	3,053.97	TAOT 2021-A A3 0.26 05/15/2025		0.29%	3,053.97	--	3,053.97	(0.00)
Principal Paydown	03/15/2024	47788UAC6	915.43	JDOT 2021 A3 0.36 09/15/2025		0.38%	915.43	--	915.43	0.00

TRANSACTION LEDGER



Vallejo Flood & Wastewater District Cons | Account #10761 | As of March 31, 2024

Transaction Type	Settlement Date	CUSIP	Quantity	Security Description	Price	Acq/Disp Yield	Amount	Interest Pur/Sold	Total Amount	Gain/Loss
Principal Paydown	03/15/2024	44933LAC7	1,912.81	HART 2021-A A3 0.38 09/15/2025		0.39%	1,912.81	--	1,912.81	(0.00)
Principal Paydown	03/15/2024	47789QAC4	2,013.07	JDOT 2021-B A3 0.52 03/16/2026		0.52%	2,013.07	--	2,013.07	(0.00)
Principal Paydown	03/15/2024	44934KAC8	4,198.25	HART 2021-B A3 0.38 01/15/2026		0.61%	4,198.25	--	4,198.25	(0.00)
Principal Paydown	03/15/2024	89238JAC9	1,457.25	TAOT 2021-D A3 0.71 04/15/2026		0.71%	1,457.25	--	1,457.25	(0.00)
Principal Paydown	03/15/2024	47787JAC2	1,642.30	JDOT 2022 A3 0.36 09/15/2026		2.35%	1,642.30	--	1,642.30	0.00
Principal Paydown	03/16/2024	362554AC1	1,138.38	GMCAR 2021-4 A3 0.68 09/16/2026		0.68%	1,138.38	--	1,138.38	0.00
Principal Paydown	03/16/2024	362585AC5	1,857.24	GMCAR 2022-2 A3 3.1 02/16/2027		3.13%	1,857.24	--	1,857.24	0.00
Principal Paydown	03/18/2024	43815EAC8	2,944.26	HAROT 2021-3 A3 0.41 11/18/2025		0.41%	2,944.26	--	2,944.26	(0.00)
Principal Paydown	03/21/2024	43813GAC5	1,639.41	HAROT 2021-1 A3 0.27 04/21/2025		0.27%	1,639.41	--	1,639.41	0.00
Principal Paydown	03/21/2024	43815GAC3	1,733.17	HAROT 2021-4 A3 0.88 01/21/2026		0.90%	1,733.17	--	1,733.17	0.00
Principal Paydown	03/25/2024	05601XAC3	2,239.56	BMWLT 2022-1 A3 1.03 03/25/2025		0.00%	2,239.56	--	2,239.56	0.01
Principal Paydown	03/25/2024	05602RAD3	2,022.01	BMWOT 2022-A A3 3.21 08/25/2026		3.23%	2,022.01	--	2,022.01	(0.00)
Total Principal Paydown			28,767.11				28,767.11	--	28,767.11	0.01
TOTAL OTHER TRANSACTIONS			(4,122,232.89)				(3,205,851.02)	0.00	(3,205,851.02)	0.01

INCOME EARNED



Vallejo Flood & Wastewater District Cons | Account #10761 | As of March 31, 2024

Cusip	Security Description	Trade Date Settle Date Units	Book Value: Begin Book Value: Acq Book Value: Disp Book Value: End	Prior Accrued Inc. Received Ending Accrued Total Interest	Accr. Of Discount Amort. Of Premium Net Accret/Amort Income Earned	Total Income
CASH & EQUIVALENTS						
31846V203	FIRST AMER:GVT OBLG Y	1,135,636.33	3,710,135.29 3,320,266.06 (5,894,765.02) 1,135,636.33	0.00 22,282.50 0.00 22,282.50	0.00 0.00 0.00 22,282.50	22,282.50
90CHECK\$1	Checking Deposit Bank Account	2,374,624.80	1,522,483.16 852,141.64 0.00 2,374,624.80	0.00 852,141.64 0.00 852,141.64	0.00 0.00 0.00 852,141.64	852,141.64
912797GY7	UNITED STATES TREASURY 03/28/2024	01/03/2024 01/04/2024 0.00	3,486,284.38 0.00 (3,500,000.00) 0.00	0.00 0.00 0.00 0.00	13,715.62 0.00 13,715.62 13,715.62	13,715.62
912797JG3	UNITED STATES TREASURY 03/05/2024	01/03/2024 01/04/2024 0.00	499,709.10 0.00 (500,000.00) 0.00	0.00 0.00 0.00 0.00	290.90 0.00 290.90 290.90	290.90
912797JH1	UNITED STATES TREASURY 03/12/2024	01/03/2024 01/04/2024 0.00	748,802.89 0.00 (750,000.00) 0.00	0.00 0.00 0.00 0.00	1,197.11 0.00 1,197.11 1,197.11	1,197.11
912797JJ7	UNITED STATES TREASURY 03/19/2024	01/03/2024 01/04/2024 0.00	1,745,431.41 0.00 (1,750,000.00) 0.00	0.00 0.00 0.00 0.00	4,568.59 0.00 4,568.59 4,568.59	4,568.59
912797JN8	UNITED STATES TREASURY 04/16/2024	02/22/2024 02/23/2024 1,250,000.00	1,241,578.65 0.00 0.00 1,247,253.91	0.00 0.00 0.00 0.00	5,675.26 0.00 5,675.26 5,675.26	5,675.26
912797JV0	UNITED STATES TREASURY 05/07/2024	02/22/2024 02/23/2024 500,000.00	495,128.54 0.00 0.00 497,382.50	0.00 0.00 0.00 0.00	2,253.96 0.00 2,253.96 2,253.96	2,253.96
912797JW8	UNITED STATES TREASURY 05/14/2024	02/22/2024 02/23/2024 2,000,000.00	1,978,560.56 0.00 0.00 1,987,541.94	0.00 0.00 0.00 0.00	8,981.39 0.00 8,981.39 8,981.39	8,981.39

INCOME EARNED



Vallejo Flood & Wastewater District Cons | Account #10761 | As of March 31, 2024

Cusip	Security Description	Trade Date Settle Date Units	Book Value: Begin Book Value: Acq Book Value: Disp Book Value: End	Prior Accrued Inc. Received Ending Accrued Total Interest	Accr. Of Discount Amort. Of Premium Net Accret/Amort Income Earned	Total Income
			55,522.31	0.00	0.00	
			0.00	0.00	0.00	
CCYUSD	Receivable	84,804.58	0.00	0.00	0.00	0.00
			84,804.58	0.00	0.00	
			15,483,636.27	0.00	36,682.84	
			4,172,407.70	874,424.14	0.00	
			(12,394,765.02)	0.00	36,682.84	
Total Cash & Equivalents		7,345,065.71	7,327,244.06	874,424.14	911,106.98	911,106.98
FIXED INCOME						
			145,807.64	1,647.08	163.89	
00440EAV9	CHUBB INA HOLDINGS INC 3.35 05/03/2026	03/14/2023 03/16/2023 150,000.00	0.00	0.00	0.00	582.64
			0.00	2,065.83	163.89	
			145,971.52	418.75	582.64	
			84,991.85	115.81	3.51	
023135BW5	AMAZON.COM INC 0.45 05/12/2024	05/10/2021 05/12/2021 85,000.00	0.00	0.00	0.00	35.39
			0.00	147.69	3.51	
			84,995.36	31.88	35.39	
			99,973.66	1,150.00	1.28	
023135CN4	AMAZON.COM INC 4.6 12/01/2025	12/28/2022 12/30/2022 100,000.00	0.00	0.00	0.00	384.61
			0.00	1,533.33	1.28	
			99,974.93	383.33	384.61	
			145,798.69	108.33	179.89	
037833BY5	APPLE INC 3.25 02/23/2026	02/21/2023 02/23/2023 150,000.00	0.00	0.00	0.00	586.14
			0.00	514.58	179.89	
			145,978.58	406.25	586.14	
			19,999.70	17.20	0.01	
05593AAC3	BMWLT 2023-1 A3 5.16 11/25/2025	02/07/2023 02/15/2023 20,000.00	0.00	86.00	0.00	86.01
			0.00	17.20	0.01	
			19,999.71	86.00	86.01	
			2,239.46	0.41	0.09	
05601XAC3	BMWLT 2022-1 A3 1.03 03/25/2025	01/11/2022 01/19/2022 0.00	0.00	2.05	0.00	1.73
			(2,239.55)	0.00	0.09	
			0.00	1.64	1.73	
			29,820.23	15.95	0.07	
05602RAD3	BMWOT 2022-A A3 3.21 08/25/2026	05/10/2022 05/18/2022 27,798.93	0.00	79.77	0.00	78.76
			(2,022.01)	14.87	0.07	
			27,798.29	78.69	78.76	

INCOME EARNED



Vallejo Flood & Wastewater District Cons | Account #10761 | As of March 31, 2024

Cusip	Security Description	Trade Date Settle Date Units	Book Value: Begin Book Value: Acq Book Value: Disp Book Value: End	Prior Accrued Inc. Received Ending Accrued Total Interest	Accr. Of Discount Amort. Of Premium Net Accret/Amort Income Earned	Total Income
06051GJY6	BANK OF AMERICA CORP 5.73449 06/14/2024	06/07/2021 06/14/2021 100,000.00	100,000.00 0.00 0.00 100,000.00	1,248.01 1,456.94 286.72 495.65	0.00 0.00 0.00 495.65	495.65
06367WB85	BANK OF MONTREAL 1.85 05/01/2025	08/29/2022 08/31/2022 125,000.00	122,022.04 0.00 0.00 122,238.75	770.83 0.00 963.54 192.71	216.71 0.00 216.71 409.41	409.41
06406RBN6	BANK OF NEW YORK MELLON CORP 4.543 02/01/2029	02/27/2024 02/29/2024 125,000.00	123,076.34 0.00 0.00 123,117.99	473.23 0.00 946.46 473.23	41.64 0.00 41.64 514.87	514.87
14913R2L0	CATERPILLAR FINANCIAL SERVICES CORP 0.45 05/17/2024	05/10/2021 05/17/2021 130,000.00	129,987.76 0.00 0.00 129,992.69	169.00 0.00 217.75 48.75	4.93 0.00 4.93 53.68	53.68
161571HT4	CHAIT 2023-1 A 5.16 09/15/2028	09/07/2023 09/15/2023 145,000.00	144,963.51 0.00 0.00 144,964.19	332.53 623.50 332.53 623.50	0.68 0.00 0.68 624.18	624.18
17275RBQ4	CISCO SYSTEMS INC 4.8 02/26/2027	02/21/2024 02/26/2024 75,000.00	74,902.86 0.00 0.00 74,905.61	50.00 0.00 350.00 300.00	2.76 0.00 2.76 302.76	302.76
17275RBR2	CISCO SYSTEMS INC 4.85 02/26/2029	02/27/2024 02/29/2024 100,000.00	100,152.91 0.00 0.00 100,150.27	67.36 0.00 471.53 404.17	0.00 (2.65) (2.65) 401.52	401.52
24422EXD6	JOHN DEERE CAPITAL CORP 5.15 09/08/2026	09/28/2023 10/02/2023 150,000.00	149,493.54 0.00 0.00 149,510.58	3,712.29 3,862.50 493.54 643.75	17.05 0.00 17.05 660.80	660.80
3130AVBD3	FEDERAL HOME LOAN BANKS 4.5 03/09/2029	03/14/2024 03/15/2024 200,000.00	0.00 201,544.00 0.00 201,529.58	0.00 (150.00) 550.00 400.00	0.00 (14.42) (14.42) 385.58	385.58

INCOME EARNED



Vallejo Flood & Wastewater District Cons | Account #10761 | As of March 31, 2024

Cusip	Security Description	Trade Date Settle Date Units	Book Value: Begin Book Value: Acq Book Value: Disp Book Value: End	Prior Accrued Inc. Received Ending Accrued Total Interest	Accr. Of Discount Amort. Of Premium Net Accret/Amort Income Earned	Total Income
3130AWC24	FEDERAL HOME LOAN BANKS 4.0 06/09/2028	07/06/2023 07/10/2023 250,000.00	245,321.78 0.00 0.00 245,414.69	2,277.78 0.00 3,111.11 833.33	92.91 0.00 92.91 926.24	926.24
3130AWTQ3	FEDERAL HOME LOAN BANKS 4.625 09/11/2026	09/12/2023 09/13/2023 250,000.00	248,811.22 0.00 0.00 248,851.10	6,648.44 6,969.62 642.36 963.54	39.88 0.00 39.88 1,003.43	1,003.43
3130AWTR1	FEDERAL HOME LOAN BANKS 4.375 09/08/2028	09/07/2023 09/08/2023 250,000.00	248,847.13 0.00 0.00 248,868.76	6,289.06 6,501.74 698.78 911.46	21.63 0.00 21.63 933.10	933.10
3133EN5E6	FEDERAL FARM CREDIT BANKS FUNDING CORP 4.0 12/29/2025	12/29/2022 12/30/2022 250,000.00	248,853.11 0.00 0.00 248,906.34	1,722.22 0.00 2,555.56 833.33	53.22 0.00 53.22 886.56	886.56
3133ENPY0	FEDERAL FARM CREDIT BANKS FUNDING CORP 1.75 02/25/2025	03/16/2022 03/21/2022 200,000.00	199,304.94 0.00 0.00 199,364.63	58.33 0.00 350.00 291.67	59.69 0.00 59.69 351.35	351.35
3133EPSW6	FEDERAL FARM CREDIT BANKS FUNDING CORP 4.5 08/14/2026	08/09/2023 08/14/2023 270,000.00	269,492.32 0.00 0.00 269,509.89	573.75 0.00 1,586.25 1,012.50	17.56 0.00 17.56 1,030.06	1,030.06
3133EPVP7	FEDERAL FARM CREDIT BANKS FUNDING CORP 4.75 07/08/2026	12/06/2023 12/07/2023 250,000.00	251,461.39 0.00 0.00 251,408.65	1,748.26 0.00 2,737.85 989.58	0.00 (52.74) (52.74) 936.84	936.84
3133EPWK7	FEDERAL FARM CREDIT BANKS FUNDING CORP 4.5 09/22/2028	10/12/2023 10/16/2023 200,000.00	198,286.88 0.00 0.00 198,318.75	3,975.00 4,500.00 225.00 750.00	31.88 0.00 31.88 781.88	781.88
3133EPZY4	FEDERAL FARM CREDIT BANKS FUNDING CORP 5.0 07/30/2026	11/09/2023 11/10/2023 250,000.00	250,829.54 0.00 0.00 250,800.35	1,076.39 0.00 2,118.06 1,041.67	0.00 (29.19) (29.19) 1,012.48	1,012.48

INCOME EARNED



Vallejo Flood & Wastewater District Cons | Account #10761 | As of March 31, 2024

Cusip	Security Description	Trade Date Settle Date Units	Book Value: Begin Book Value: Acq Book Value: Disp Book Value: End	Prior Accrued Inc. Received Ending Accrued Total Interest	Accr. Of Discount Amort. Of Premium Net Accret/Amort Income Earned	Total Income
3137BKRJ1	FHMS K-047 A2 3.329 05/25/2025	05/19/2022 05/24/2022 100,000.00	100,229.53 0.00 0.00 100,212.83	277.42 277.42 277.42 277.42	0.00 (16.70) (16.70) 260.72	260.72
3137BNGT5	FHMS K-054 A2 2.745 01/25/2026	02/15/2023 02/21/2023 250,000.00	241,904.71 0.00 0.00 242,278.71	571.88 571.88 571.88 571.88	374.00 0.00 374.00 945.88	945.88
3137BVZ82	FHMS K-063 A2 3.43 01/25/2027	12/05/2022 12/09/2022 100,000.00	97,776.94 0.00 0.00 97,843.46	285.83 285.83 285.83 285.83	66.52 0.00 66.52 352.35	352.35
3137FBBX3	FHMS K-068 A2 3.244 08/25/2027	05/12/2023 05/17/2023 125,000.00	122,038.37 0.00 0.00 122,111.93	337.92 337.92 337.92 337.92	73.57 0.00 73.57 411.49	411.49
3137FBU79	FHMS K-069 A2 3.187 09/25/2027	05/18/2023 05/23/2023 135,000.00	130,643.13 0.00 0.00 130,748.73	358.54 358.54 358.54 358.54	105.60 0.00 105.60 464.14	464.14
3137FETN0	FHMS K-073 A2 3.35 01/25/2028	05/24/2023 05/30/2023 135,000.00	130,612.09 0.00 0.00 130,709.18	376.88 376.88 376.88 376.88	97.09 0.00 97.09 473.97	473.97
362554AC1	GMCAR 2021-4 A3 0.68 09/16/2026	10/13/2021 10/21/2021 14,605.33	15,743.58 0.00 (1,138.38) 14,605.21	4.46 8.92 4.14 8.60	0.01 0.00 0.01 8.61	8.61
362583AD8	GMCAR 2023-2 A3 4.47 02/16/2028	04/04/2023 04/12/2023 50,000.00	49,998.88 0.00 0.00 49,998.91	93.12 186.25 93.12 186.25	0.02 0.00 0.02 186.27	186.27
362585AC5	GMCAR 2022-2 A3 3.1 02/16/2027	04/05/2022 04/13/2022 31,857.91	33,711.75 0.00 (1,857.24) 31,854.80	43.55 87.10 41.15 84.70	0.28 0.00 0.28 84.98	84.98

INCOME EARNED



Vallejo Flood & Wastewater District Cons | Account #10761 | As of March 31, 2024

Cusip	Security Description	Trade Date Settle Date Units	Book Value: Begin Book Value: Acq Book Value: Disp Book Value: End	Prior Accrued Inc. Received Ending Accrued Total Interest	Accr. Of Discount Amort. Of Premium Net Accret/Amort Income Earned	Total Income
36268GAD7	GMCAR 2024-1 A3 4.85 12/18/2028	01/09/2024 01/17/2024 20,000.00	19,996.08 0.00 0.00 19,996.15	40.42 80.83 40.42 80.83	0.07 0.00 0.07 80.90	80.90
379929AD4	GMALT 2023-3 A3 5.38 11/20/2026	08/08/2023 08/16/2023 30,000.00	29,997.00 0.00 0.00 29,997.09	49.32 134.50 49.32 134.50	0.09 0.00 0.09 134.59	134.59
437076CV2	HOME DEPOT INC 4.95 09/30/2026	12/04/2023 150,000.00	150,107.78 0.00 0.00 150,104.01	1,794.38 0.00 20.62 (1,773.75)	3.29 (7.07) (3.78) (1,777.53)	(1,777.53)
438123AC5	HAROT 2023-4 A3 5.67 06/21/2028	11/01/2023 11/08/2023 45,000.00	44,992.62 0.00 0.00 44,992.76	70.88 212.63 70.88 212.63	0.15 0.00 0.15 212.78	212.78
43813GAC5	HAROT 2021-1 A3 0.27 04/21/2025	02/17/2021 02/24/2021 3,262.49	4,901.89 0.00 (1,639.40) 3,262.48	0.37 1.10 0.24 0.98	0.00 0.00 0.00 0.98	0.98
43815EAC8	HAROT 2021-3 A3 0.41 11/18/2025	08/17/2021 08/25/2021 24,477.53	27,421.70 0.00 (2,944.26) 24,477.45	4.06 9.37 3.62 8.93	0.01 0.00 0.01 8.95	8.95
43815GAC3	HAROT 2021-4 A3 0.88 01/21/2026	11/16/2021 11/24/2021 19,017.20	20,748.57 0.00 (1,733.17) 19,015.63	5.07 15.22 4.65 14.80	0.22 0.00 0.22 15.02	15.02
43815JAC7	HAROT 2023-1 A3 5.04 04/21/2027	02/16/2023 02/24/2023 35,000.00	34,995.09 0.00 0.00 34,995.22	49.00 147.00 49.00 147.00	0.13 0.00 0.13 147.13	147.13
44933LAC7	HART 2021-A A3 0.38 09/15/2025	04/20/2021 04/28/2021 7,095.86	9,008.42 0.00 (1,912.81) 7,095.67	1.52 2.85 1.20 2.53	0.06 0.00 0.06 2.59	2.59

INCOME EARNED



Vallejo Flood & Wastewater District Cons | Account #10761 | As of March 31, 2024

Cusip	Security Description	Trade Date Settle Date Units	Book Value: Begin Book Value: Acq Book Value: Disp Book Value: End	Prior Accrued Inc. Received Ending Accrued Total Interest	Accr. Of Discount Amort. Of Premium Net Accret/Amort Income Earned	Total Income
44934KAC8	HART 2021-B A3 0.38 01/15/2026	07/20/2021 07/28/2021 28,575.83	32,771.65 0.00 (4,198.25) 28,573.81	5.54 10.38 4.83 9.67	0.41 0.00 0.41 10.08	10.08
4581X0DZ8	INTER-AMERICAN DEVELOPMENT BANK 0.5 09/23/2024	09/15/2021 09/23/2021 165,000.00	164,977.05 0.00 0.00 164,980.50	362.08 412.50 18.33 68.75	3.45 0.00 3.45 72.20	72.20
459058GQ0	INTERNATIONAL BANK FOR RECONSTRUCTION AND DEVELOPM 2.5 03/19/2024	01/26/2021 01/28/2021 0.00	125,137.32 0.00 (125,000.00) 0.00	1,406.25 1,562.50 0.00 156.25	0.00 (137.32) (137.32) 18.93	18.93
45950KCR9	INTERNATIONAL FINANCE CORP 1.375 10/16/2024	07/12/2021 07/14/2021 100,000.00	100,517.66 0.00 0.00 100,447.58	515.62 0.00 630.21 114.58	0.00 (70.08) (70.08) 44.51	44.51
46625HQW3	JPMORGAN CHASE & CO 3.3 04/01/2026	12/27/2023 12/29/2023 175,000.00	169,997.86 0.00 0.00 170,201.62	2,406.25 0.00 2,887.50 481.25	203.77 0.00 203.77 685.02	685.02
47787JAC2	JDOT 2022 A3 0.36 09/15/2026	03/10/2022 03/16/2022 31,245.74	32,884.18 0.00 (1,642.30) 31,242.20	33.91 63.58 32.22 61.89	0.31 0.00 0.31 62.20	62.20
47788UAC6	JDOT 2021 A3 0.36 09/15/2025	03/02/2021 03/10/2021 6,331.57	7,246.60 0.00 (915.43) 6,331.24	1.16 2.17 1.01 2.02	0.07 0.00 0.07 2.09	2.09
47789QAC4	JDOT 2021-B A3 0.52 03/16/2026	07/13/2021 07/21/2021 20,157.93	22,170.47 0.00 (2,013.07) 20,157.47	5.12 9.61 4.66 9.14	0.07 0.00 0.07 9.21	9.21
47800RAD5	JDOT 2024 A3 4.96 11/15/2028	03/11/2024 03/19/2024 35,000.00	0.00 34,998.04 0.00 34,998.06	0.00 0.00 57.87 57.87	0.02 0.00 0.02 57.88	57.88

INCOME EARNED



Vallejo Flood & Wastewater District Cons | Account #10761 | As of March 31, 2024

Cusip	Security Description	Trade Date Settle Date Units	Book Value: Begin Book Value: Acq Book Value: Disp Book Value: End	Prior Accrued Inc. Received Ending Accrued Total Interest	Accr. Of Discount Amort. Of Premium Net Accret/Amort Income Earned	Total Income
58770AAC7	MBART 2023-1 A3 4.51 11/15/2027	01/18/2023 01/25/2023 45,000.00	44,995.83 0.00 0.00 44,995.93	90.20 169.12 90.20 169.12	0.10 0.00 0.10 169.22	169.22
594918BJ2	MICROSOFT CORP 3.125 11/03/2025	01/20/2023 01/24/2023 150,000.00	147,289.46 0.00 0.00 147,426.75	1,536.46 0.00 1,927.08 390.62	137.30 0.00 137.30 527.92	527.92
665859AW4	NORTHERN TRUST CORP 4.0 05/10/2027	01/10/2023 01/12/2023 150,000.00	148,898.82 0.00 0.00 148,928.12	1,850.00 0.00 2,350.00 500.00	29.30 0.00 29.30 529.30	529.30
69371RS56	PACCAR FINANCIAL CORP 5.05 08/10/2026	08/03/2023 08/10/2023 125,000.00	124,949.13 0.00 0.00 124,950.90	368.23 0.00 894.27 526.04	1.77 0.00 1.77 527.81	527.81
713448CT3	PEPSICO INC 2.75 04/30/2025	12/28/2022 12/30/2022 150,000.00	146,873.86 0.00 0.00 147,101.88	1,386.46 0.00 1,730.21 343.75	228.02 0.00 228.02 571.77	571.77
78015K7C2	ROYAL BANK OF CANADA 2.25 11/01/2024	02/05/2021 02/09/2021 150,000.00	151,710.05 0.00 0.00 151,493.68	1,125.00 0.00 1,406.25 281.25	0.00 (216.37) (216.37) 64.88	64.88
79466LAG9	SALESFORCE INC 0.625 07/15/2024	06/29/2021 07/12/2021 20,000.00	19,998.74 0.00 0.00 19,999.02	15.97 0.00 26.39 10.42	0.29 0.00 0.29 10.70	10.70
808513BN4	CHARLES SCHWAB CORP 0.75 03/18/2024	0.00	149,999.53 0.00 (150,000.00) 0.00	509.38 562.50 0.00 53.12	0.47 0.00 0.47 53.59	53.59
857477BR3	STATE STREET CORP 1.746 02/06/2026	02/02/2022 02/07/2022 35,000.00	35,000.00 0.00 0.00 35,000.00	42.44 0.00 93.36 50.92	0.00 0.00 0.00 50.92	50.92

INCOME EARNED



Vallejo Flood & Wastewater District Cons | Account #10761 | As of March 31, 2024

Cusip	Security Description	Trade Date Settle Date Units	Book Value: Begin Book Value: Acq Book Value: Disp Book Value: End	Prior Accrued Inc. Received Ending Accrued Total Interest	Accr. Of Discount Amort. Of Premium Net Accret/Amort Income Earned	Total Income
87612EBL9	TARGET CORP 2.25 04/15/2025	03/15/2022 03/21/2022 125,000.00	124,644.31 0.00 0.00 124,671.20	1,062.50 0.00 1,296.88 234.38	26.89 0.00 26.89 261.27	261.27
89114QCA4	TORONTO-DOMINION BANK 2.65 06/12/2024	08/25/2021 08/27/2021 125,000.00	125,710.14 0.00 0.00 125,496.41	726.91 0.00 1,002.95 276.04	0.00 (213.73) (213.73) 62.31	62.31
89236TJH9	TOYOTA MOTOR CREDIT CORP 0.5 06/18/2024	06/15/2021 06/18/2021 80,000.00	79,990.53 0.00 0.00 79,993.23	81.11 0.00 114.44 33.33	2.69 0.00 2.69 36.03	36.03
89236TKX2	TOYOTA MOTOR CREDIT CORP 5.0 08/14/2026	09/28/2023 10/02/2023 150,000.00	148,591.82 0.00 0.00 148,640.54	354.17 0.00 979.17 625.00	48.72 0.00 48.72 673.72	673.72
89238DAD0	TAOT 2024-A A3 4.83 10/16/2028	01/23/2024 01/30/2024 75,000.00	74,985.26 0.00 0.00 74,985.53	161.00 301.88 161.00 301.88	0.27 0.00 0.27 302.15	302.15
89238JAC9	TAOT 2021-D A3 0.71 04/15/2026	11/09/2021 11/15/2021 16,766.04	18,223.17 0.00 (1,457.25) 16,765.93	5.75 10.78 5.29 10.32	0.01 0.00 0.01 10.33	10.33
89240BAC2	TAOT 2021-A A3 0.26 05/15/2025	02/02/2021 02/08/2021 6,696.63	9,750.25 0.00 (3,053.97) 6,696.40	1.13 2.11 0.77 1.76	0.13 0.00 0.13 1.89	1.89
91159HHX1	US BANCORP 2.4 07/30/2024	02/05/2021 02/09/2021 200,000.00	201,249.36 0.00 0.00 200,923.89	413.33 0.00 813.33 400.00	0.00 (325.46) (325.46) 74.54	74.54
912797GZ4	UNITED STATES TREASURY 04/04/2024	6,000,000.00	995,053.47 4,994,939.58 0.00 5,997,394.79	0.00 0.00 0.00 0.00	7,401.74 0.00 7,401.74 7,401.74	7,401.74

INCOME EARNED



Vallejo Flood & Wastewater District Cons | Account #10761 | As of March 31, 2024

Cusip	Security Description	Trade Date Settle Date Units	Book Value: Begin Book Value: Acq Book Value: Disp Book Value: End	Prior Accrued Inc. Received Ending Accrued Total Interest	Accr. Of Discount Amort. Of Premium Net Accret/Amort Income Earned	Total Income
912797HR1	UNITED STATES TREASURY 05/23/2024	02/22/2024 02/23/2024 750,000.00	740,943.49 0.00 0.00 744,326.04	0.00 0.00 0.00 0.00	3,382.55 0.00 3,382.55 3,382.55	3,382.55
912797JM0	UNITED STATES TREASURY 04/09/2024	01/03/2024 01/04/2024 750,000.00	745,790.23 0.00 0.00 749,136.46	0.00 0.00 0.00 0.00	3,346.22 0.00 3,346.22 3,346.22	3,346.22
912797JY4	UNITED STATES TREASURY 05/28/2024	02/22/2024 02/23/2024 3,500,000.00	3,455,275.83 0.00 0.00 3,471,030.94	0.00 0.00 0.00 0.00	15,755.10 0.00 15,755.10 15,755.10	15,755.10
912797JZ1	UNITED STATES TREASURY 06/04/2024	02/22/2024 02/23/2024 1,000,000.00	986,218.41 0.00 0.00 990,715.56	0.00 0.00 0.00 0.00	4,497.15 0.00 4,497.15 4,497.15	4,497.15
912797KE6	UNITED STATES TREASURY 06/11/2024	02/22/2024 02/23/2024 1,500,000.00	1,477,825.62 0.00 0.00 1,484,564.89	0.00 0.00 0.00 0.00	6,739.27 0.00 6,739.27 6,739.27	6,739.27
912797KF3	UNITED STATES TREASURY 06/18/2024	02/22/2024 02/23/2024 600,000.00	590,521.54 0.00 0.00 593,217.25	0.00 0.00 0.00 0.00	2,695.71 0.00 2,695.71 2,695.71	2,695.71
9128283F5	UNITED STATES TREASURY 2.25 11/15/2027	06/07/2023 06/08/2023 200,000.00	187,934.02 0.00 0.00 188,210.27	1,322.80 0.00 1,706.04 383.24	276.25 0.00 276.25 659.49	659.49
9128285C0	UNITED STATES TREASURY 3.0 09/30/2025	12/28/2022 12/29/2022 250,000.00	245,427.14 0.00 0.00 245,672.40	3,135.25 0.00 20.49 (3,114.75)	245.26 0.00 245.26 (2,869.50)	(2,869.50)
9128285J5	UNITED STATES TREASURY 3.0 10/31/2025	12/28/2022 12/29/2022 250,000.00	245,188.28 0.00 0.00 245,433.21	2,513.74 0.00 3,152.47 638.74	244.93 0.00 244.93 883.67	883.67

INCOME EARNED



Vallejo Flood & Wastewater District Cons | Account #10761 | As of March 31, 2024

Cusip	Security Description	Trade Date Settle Date Units	Book Value: Begin Book Value: Acq Book Value: Disp Book Value: End	Prior Accrued Inc. Received Ending Accrued Total Interest	Accr. Of Discount Amort. Of Premium Net Accret/Amort Income Earned	Total Income
9128285M8	UNITED STATES TREASURY 3.125 11/15/2028	02/27/2024 02/28/2024 250,000.00	237,212.14 0.00 0.00 237,442.62	2,296.53 0.00 2,961.88 665.35	230.48 0.00 230.48 895.83	895.83
9128286L9	UNITED STATES TREASURY 2.25 03/31/2026	12/28/2022 12/29/2022 250,000.00	240,960.05 0.00 0.00 241,328.79	2,351.43 0.00 15.37 (2,336.07)	368.73 0.00 368.73 (1,967.33)	(1,967.33)
9128286S4	UNITED STATES TREASURY 2.375 04/30/2026	12/29/2022 12/30/2022 250,000.00	241,201.15 0.00 0.00 241,546.42	1,990.04 0.00 2,495.71 505.67	345.27 0.00 345.27 850.94	850.94
912828K74	UNITED STATES TREASURY 2.0 08/15/2025	06/01/2022 06/02/2022 200,000.00	197,690.98 0.00 0.00 197,825.52	164.84 0.00 505.49 340.66	134.55 0.00 134.55 475.21	475.21
912828M56	UNITED STATES TREASURY 2.25 11/15/2025	08/29/2022 08/31/2022 200,000.00	196,185.69 0.00 0.00 196,375.18	1,322.80 0.00 1,706.04 383.24	189.49 0.00 189.49 572.73	572.73
912828U24	UNITED STATES TREASURY 2.0 11/15/2026	01/05/2023 01/06/2023 250,000.00	237,222.93 0.00 0.00 237,623.43	1,469.78 0.00 1,895.60 425.82	400.49 0.00 400.49 826.32	826.32
912828V98	UNITED STATES TREASURY 2.25 02/15/2027	01/20/2023 01/23/2023 250,000.00	240,453.50 0.00 0.00 240,727.26	231.80 0.00 710.85 479.05	273.77 0.00 273.77 752.82	752.82
912828YD6	UNITED STATES TREASURY 1.375 08/31/2026	01/05/2023 01/06/2023 250,000.00	234,355.17 0.00 0.00 234,886.37	9.34 0.00 298.91 289.57	531.20 0.00 531.20 820.78	820.78
912828YE4	UNITED STATES TREASURY 1.25 08/31/2024	01/08/2021 01/11/2021 250,000.00	251,178.85 0.00 0.00 250,979.15	8.49 0.00 271.74 263.25	0.00 (199.70) (199.70) 63.55	63.55

INCOME EARNED



Vallejo Flood & Wastewater District Cons | Account #10761 | As of March 31, 2024

Cusip	Security Description	Trade Date Settle Date Units	Book Value: Begin Book Value: Acq Book Value: Disp Book Value: End	Prior Accrued Inc. Received Ending Accrued Total Interest	Accr. Of Discount Amort. Of Premium Net Accret/Amort Income Earned	Total Income
912828Z52	UNITED STATES TREASURY 1.375 01/31/2025	06/07/2021 06/07/2021 200,000.00	201,637.18 0.00 0.00 201,486.13	226.65 0.00 460.85 234.20	0.00 (151.05) (151.05) 83.15	83.15
912828ZC7	UNITED STATES TREASURY 1.125 02/28/2025	02/09/2022 02/10/2022 200,000.00	199,093.78 0.00 0.00 199,170.96	6.11 0.00 195.65 189.54	77.18 0.00 77.18 266.72	266.72
912828ZF0	UNITED STATES TREASURY 0.5 03/31/2025	03/15/2022 03/21/2022 200,000.00	196,741.07 0.00 0.00 196,996.84	418.03 0.00 2.73 (415.30)	255.76 0.00 255.76 (159.54)	(159.54)
912828ZL7	UNITED STATES TREASURY 0.375 04/30/2025	03/22/2022 03/23/2022 200,000.00	195,467.51 0.00 0.00 195,798.12	251.37 0.00 315.25 63.87	330.61 0.00 330.61 394.48	394.48
91282CBR1	UNITED STATES TREASURY 0.25 03/15/2024	03/30/2021 03/31/2021 0.00	199,994.23 0.00 (200,000.00) 0.00	230.77 250.00 0.00 19.23	5.77 0.00 5.77 25.00	25.00
91282CBV2	UNITED STATES TREASURY 0.375 04/15/2024	04/29/2021 04/30/2021 250,000.00	250,009.35 0.00 0.00 250,002.91	353.48 0.00 432.89 79.41	0.00 (6.44) (6.44) 72.96	72.96
91282CCG4	UNITED STATES TREASURY 0.25 06/15/2024	06/09/2021 06/15/2021 250,000.00	249,956.55 0.00 0.00 249,969.26	131.49 0.00 184.43 52.94	12.71 0.00 12.71 65.64	65.64
91282CCL3	UNITED STATES TREASURY 0.375 07/15/2024	07/13/2021 07/15/2021 250,000.00	249,958.80 0.00 0.00 249,968.19	118.48 0.00 198.32 79.84	9.39 0.00 9.39 89.23	89.23
91282CCX7	UNITED STATES TREASURY 0.375 09/15/2024	09/10/2021 09/15/2021 200,000.00	199,925.20 0.00 0.00 199,936.91	346.15 375.00 34.65 63.49	11.71 0.00 11.71 75.20	75.20

INCOME EARNED



Vallejo Flood & Wastewater District Cons | Account #10761 | As of March 31, 2024

Cusip	Security Description	Trade Date Settle Date Units	Book Value: Begin Book Value: Acq Book Value: Disp Book Value: End	Prior Accrued Inc. Received Ending Accrued Total Interest	Accr. Of Discount Amort. Of Premium Net Accret/Amort Income Earned	Total Income
91282CDB4	UNITED STATES TREASURY 0.625 10/15/2024	10/14/2021 10/15/2021 200,000.00	199,996.75 0.00 0.00 199,997.19	471.31 0.00 577.19 105.87	0.44 0.00 0.44 106.32	106.32
91282CDH1	UNITED STATES TREASURY 0.75 11/15/2024	11/10/2021 11/15/2021 200,000.00	199,931.69 0.00 0.00 199,939.87	440.93 0.00 568.68 127.75	8.18 0.00 8.18 135.92	135.92
91282CDN8	UNITED STATES TREASURY 1.0 12/15/2024	02/01/2022 02/02/2022 200,000.00	199,415.60 0.00 0.00 199,478.29	420.76 0.00 590.16 169.40	62.69 0.00 62.69 232.09	232.09
91282CEF4	UNITED STATES TREASURY 2.5 03/31/2027	12/12/2022 12/13/2022 200,000.00	192,129.62 0.00 0.00 192,346.49	2,090.16 0.00 13.66 (2,076.50)	216.87 0.00 216.87 (1,859.63)	(1,859.63)
91282CEW7	UNITED STATES TREASURY 3.25 06/30/2027	12/29/2022 12/30/2022 250,000.00	244,196.21 0.00 0.00 244,344.17	1,361.61 0.00 2,053.57 691.96	147.96 0.00 147.96 839.92	839.92
91282CFH9	UNITED STATES TREASURY 3.125 08/31/2027	01/20/2023 01/23/2023 250,000.00	246,250.66 0.00 0.00 246,341.61	21.23 0.00 679.35 658.12	90.95 0.00 90.95 749.06	749.06
91282CFM8	UNITED STATES TREASURY 4.125 09/30/2027	08/16/2023 08/17/2023 250,000.00	246,791.78 0.00 0.00 246,867.82	4,310.96 0.00 28.18 (4,282.79)	76.04 0.00 76.04 (4,206.75)	(4,206.75)
91282CJT9	UNITED STATES TREASURY 4.0 01/15/2027	01/22/2024 01/23/2024 250,000.00	249,161.22 0.00 0.00 249,185.98	1,263.74 0.00 2,115.38 851.65	24.76 0.00 24.76 876.41	876.41
91282CJW2	UNITED STATES TREASURY 4.0 01/31/2029	03/25/2024 03/26/2024 250,000.00	0.00 247,314.45 0.00 247,323.54	0.00 (1,510.99) 1,675.82 164.83	9.09 0.00 9.09 173.93	173.93

INCOME EARNED



Vallejo Flood & Wastewater District Cons | Account #10761 | As of March 31, 2024

Cusip	Security Description	Trade Date Settle Date Units	Book Value: Begin Book Value: Acq Book Value: Disp Book Value: End	Prior Accrued Inc. Received Ending Accrued Total Interest	Accr. Of Discount Amort. Of Premium Net Accret/Amort Income Earned	Total Income
91324PEB4	UNITEDHEALTH GROUP INC 0.55 05/15/2024	11/08/2021 11/10/2021 50,000.00	49,976.53 0.00 0.00 49,986.23	80.97 0.00 103.89 22.92	9.70 0.00 9.70 32.62	32.62
Total Fixed Income			28,092,888.98	14,825.44	64,144.98	64,144.98
LAIF						
90LAIF\$00	State Pool	5,067,430.20	5,067,430.20 0.00 0.00 5,067,430.20	0.00 0.00 0.00 0.00	0.00 0.00 0.00 0.00	0.00
Total LAIF			5,067,430.20	0.00	0.00	0.00
TOTAL PORTFOLIO			40,505,384.89	889,249.58	975,251.96	975,251.96

CASH FLOW REPORT



Vallejo Flood & Wastewater District Cons | Account #10761 | As of March 31, 2024

Payment Date	Transaction Type	CUSIP	Quantity	Security Description	Principal Amount	Income	Total Amount
APRIL 2024							
04/01/2024	Dividend		0.00		18,233.03		18,233.03
04/01/2024	Dividend	31846V203	0.00		368.49		368.49
04/01/2024	Dividend	31846V203	0.00		15,852.00		15,852.00
04/01/2024	Coupon	437076CV2	0.00	HOME DEPOT INC 4.95 09/30/2026		2,392.50	2,392.50
04/01/2024	Coupon	46625HQW3	0.00	JPMORGAN CHASE & CO 3.3 04/01/2026		2,887.50	2,887.50
04/01/2024	Coupon	912828ZF0	0.00	UNITED STATES TREASURY 0.5 03/31/2025		500.00	500.00
04/01/2024	Coupon	9128286L9	0.00	UNITED STATES TREASURY 2.25 03/31/2026		2,812.50	2,812.50
04/01/2024	Coupon	91282CEF4	0.00	UNITED STATES TREASURY 2.5 03/31/2027		2,500.00	2,500.00
04/01/2024	Coupon	9128285C0	0.00	UNITED STATES TREASURY 3.0 09/30/2025		3,750.00	3,750.00
04/01/2024	Coupon	91282CFM8	0.00	UNITED STATES TREASURY 4.125 09/30/2027		5,156.25	5,156.25
04/04/2024	Maturity	912797GZ4	(6,000,000.00)	UNITED STATES TREASURY 04/04/2024	6,000,000.00		6,000,000.00
04/09/2024	Maturity	912797JM0	(750,000.00)	UNITED STATES TREASURY 04/09/2024	750,000.00		750,000.00
04/15/2024	Dividend		0.00		16,660.29		16,660.29
04/15/2024	Dividend		0.00		16,579.52		16,579.52
04/15/2024	Coupon	161571HT4	0.00	CHAIT 2023-1 A 5.16 09/15/2028		623.50	623.50
04/15/2024	Coupon	44933LAC7	0.00	HART 2021-A A3 0.38 09/15/2025		2.25	2.25
04/15/2024	Principal Paydown	44933LAC7	(1,957.34)	HART 2021-A A3 0.38 09/15/2025	1,957.34		1,957.34
04/15/2024	Coupon	44934KAC8	0.00	HART 2021-B A3 0.38 01/15/2026		9.05	9.05
04/15/2024	Principal Paydown	44934KAC8	(4,320.75)	HART 2021-B A3 0.38 01/15/2026	4,320.75		4,320.75
04/15/2024	Coupon	47788UAC6	0.00	JDOT 2021 A3 0.36 09/15/2025		1.90	1.90
04/15/2024	Principal Paydown	47788UAC6	(979.90)	JDOT 2021 A3 0.36 09/15/2025	979.90		979.90
04/15/2024	Coupon	47789QAC4	0.00	JDOT 2021-B A3 0.52 03/16/2026		8.74	8.74
04/15/2024	Principal Paydown	47789QAC4	(2,116.01)	JDOT 2021-B A3 0.52 03/16/2026	2,116.01		2,116.01
04/15/2024	Coupon	47787JAC2	0.00	JDOT 2022 A3 0.36 09/15/2026		60.41	60.41
04/15/2024	Principal Paydown	47787JAC2	(2,043.70)	JDOT 2022 A3 0.36 09/15/2026	2,043.70		2,043.70
04/15/2024	Coupon	47800RAD5	0.00	JDOT 2024 A3 4.96 11/15/2028		125.38	125.38
04/15/2024	Coupon	58770AAC7	0.00	MBART 2023-1 A3 4.51 11/15/2027		169.12	169.12
04/15/2024	Coupon	89240BAC2	0.00	TAOT 2021-A A3 0.26 05/15/2025		1.45	1.45
04/15/2024	Principal Paydown	89240BAC2	(3,020.56)	TAOT 2021-A A3 0.26 05/15/2025	3,020.56		3,020.56
04/15/2024	Coupon	89238JAC9	0.00	TAOT 2021-D A3 0.71 04/15/2026		9.92	9.92
04/15/2024	Principal Paydown	89238JAC9	(1,467.92)	TAOT 2021-D A3 0.71 04/15/2026	1,467.92		1,467.92

CASH FLOW REPORT



Vallejo Flood & Wastewater District Cons | Account #10761 | As of March 31, 2024

Payment Date	Transaction Type	CUSIP	Quantity	Security Description	Principal Amount	Income	Total Amount
04/15/2024	Coupon	89238DAD0	0.00	TAOT 2024-A A3 4.83 10/16/2028		301.88	301.88
04/15/2024	Coupon	87612EBL9	0.00	TARGET CORP 2.25 04/15/2025		1,406.25	1,406.25
04/15/2024	Coupon	91282CBV2	0.00	UNITED STATES TREASURY 0.375 04/15/2024		468.75	468.75
04/15/2024	Maturity	91282CBV2	(250,000.00)	UNITED STATES TREASURY 0.375 04/15/2024	250,000.00		250,000.00
04/15/2024	Coupon	91282CDB4	0.00	UNITED STATES TREASURY 0.625 10/15/2024		625.00	625.00
04/16/2024	Coupon	362554AC1	0.00	GMCAR 2021-4 A3 0.68 09/16/2026		8.28	8.28
04/16/2024	Principal Paydown	362554AC1	(1,150.73)	GMCAR 2021-4 A3 0.68 09/16/2026	1,150.73		1,150.73
04/16/2024	Coupon	362585AC5	0.00	GMCAR 2022-2 A3 3.1 02/16/2027		82.30	82.30
04/16/2024	Principal Paydown	362585AC5	(1,917.89)	GMCAR 2022-2 A3 3.1 02/16/2027	1,917.89		1,917.89
04/16/2024	Coupon	362583AD8	0.00	GMCAR 2023-2 A3 4.47 02/16/2028		186.25	186.25
04/16/2024	Coupon	36268GAD7	0.00	GMCAR 2024-1 A3 4.85 12/18/2028		80.83	80.83
04/16/2024	Coupon	45950KCR9	0.00	INTERNATIONAL FINANCE CORP 1.375 10/16/2024		688.00	688.00
04/16/2024	Maturity	912797JN8	(1,250,000.00)	UNITED STATES TREASURY 04/16/2024	1,250,000.00		1,250,000.00
04/18/2024	Coupon	43815EAC8	0.00	HAROT 2021-3 A3 0.41 11/18/2025		8.36	8.36
04/18/2024	Principal Paydown	43815EAC8	(2,875.74)	HAROT 2021-3 A3 0.41 11/18/2025	2,875.74		2,875.74
04/22/2024	Coupon	379929AD4	30,000.00	GMALT 2023-3 A3 5.38 11/20/2026		134.50	134.50
04/22/2024	Coupon	438123AC5	45,000.00	HAROT 2023-4 A3 5.67 06/21/2028		212.62	212.62
04/22/2024	Coupon	43813GAC5	1,646.40	HAROT 2021-1 A3 0.27 04/21/2025		0.73	0.73
04/22/2024	Principal Paydown	43813GAC5	1,646.40	HAROT 2021-1 A3 0.27 04/21/2025	1,616.09		1,616.09
04/22/2024	Coupon	43815GAC3	17,303.62	HAROT 2021-4 A3 0.88 01/21/2026		13.95	13.95
04/22/2024	Principal Paydown	43815GAC3	17,303.62	HAROT 2021-4 A3 0.88 01/21/2026	1,713.57		1,713.57
04/22/2024	Coupon	43815JAC7	35,000.00	HAROT 2023-1 A3 5.04 04/21/2027		147.00	147.00
04/25/2024	Coupon	05593AAC3	20,000.00	BMWLT 2023-1 A3 5.16 11/25/2025		86.00	86.00
04/25/2024	Principal Paydown	05593AAC3	20,000.00	BMWLT 2023-1 A3 5.16 11/25/2025	1,363.75		1,363.75
04/25/2024	Coupon	05602RAD3	27,798.93	BMWOT 2022-A A3 3.21 08/25/2026		74.95	74.95
04/25/2024	Principal Paydown	05602RAD3	27,798.93	BMWOT 2022-A A3 3.21 08/25/2026	2,059.32		2,059.32
04/25/2024	Coupon	3137BKRJ1	100,000.00	FHMS K-047 A2 3.329 05/25/2025		277.42	277.42
04/25/2024	Coupon	3137BNGT5	250,000.00	FHMS K-054 A2 2.745 01/25/2026		571.88	571.88
04/25/2024	Coupon	3137BVZ82	100,000.00	FHMS K-063 A2 3.43 01/25/2027		285.83	285.83
04/25/2024	Coupon	3137FBBX3	125,000.00	FHMS K-068 A2 3.244 08/25/2027		337.92	337.92
04/25/2024	Coupon	3137FBU79	135,000.00	FHMS K-069 A2 3.187 09/25/2027		358.54	358.54

CASH FLOW REPORT



Vallejo Flood & Wastewater District Cons | Account #10761 | As of March 31, 2024

Payment Date	Transaction Type	CUSIP	Quantity	Security Description	Principal Amount	Income	Total Amount
04/25/2024	Coupon	3137FETN0	135,000.00	FHMS K-073 A2 3.35 01/25/2028		376.88	376.88
04/25/2024	Final Maturity	912797HG5	2,000,000.00	UNITED STATES TREASURY 04/25/2024	2,000,000.00		2,000,000.00
04/30/2024	Coupon	713448CT3	150,000.00	PEPSICO INC 2.75 04/30/2025		2,062.50	2,062.50
04/30/2024	Coupon	9128285J5	250,000.00	UNITED STATES TREASURY 3.0 10/31/2025		3,750.00	3,750.00
04/30/2024	Coupon	9128286S4	250,000.00	UNITED STATES TREASURY 2.375 04/30/2026		2,968.75	2,968.75
04/30/2024	Coupon	912828ZL7	200,000.00	UNITED STATES TREASURY 0.375 04/30/2025		375.00	375.00
April 2024 Total					10,346,296.60	36,900.83	10,383,197.43
MAY 2024							
05/01/2024	Coupon	06367WB85	125,000.00	BANK OF MONTREAL 1.85 05/01/2025		1,156.25	1,156.25
05/01/2024	Coupon	78015K7C2	150,000.00	ROYAL BANK OF CANADA 2.25 11/01/2024		1,687.50	1,687.50
05/03/2024	Coupon	00440EAV9	150,000.00	CHUBB INA HOLDINGS LLC 3.35 05/03/2026		2,512.50	2,512.50
05/03/2024	Coupon	594918BJ2	150,000.00	MICROSOFT CORP 3.125 11/03/2025		2,343.75	2,343.75
05/07/2024	Final Maturity	912797JV0	500,000.00	UNITED STATES TREASURY 05/07/2024	500,000.00		500,000.00
05/10/2024	Coupon	665859AW4	150,000.00	NORTHERN TRUST CORP 4.0 05/10/2027		3,000.00	3,000.00
05/13/2024	Coupon	023135BW5	85,000.00	AMAZON.COM INC 0.45 05/12/2024		191.25	191.25
05/13/2024	Final Maturity	023135BW5	85,000.00	AMAZON.COM INC 0.45 05/12/2024	85,000.00		85,000.00
05/14/2024	Final Maturity	912797JW8	2,000,000.00	UNITED STATES TREASURY 05/14/2024	2,000,000.00		2,000,000.00
05/15/2024	Coupon	161571HT4	145,000.00	CHAIT 2023-1 A 5.16 09/15/2028		623.50	623.50
05/15/2024	Coupon	44933LAC7	5,138.52	HART 2021-A A3 0.38 09/15/2025		1.63	1.63
05/15/2024	Principal Paydown	44933LAC7	5,138.52	HART 2021-A A3 0.38 09/15/2025	1,784.52		1,784.52
05/15/2024	Coupon	44934KAC8	24,255.08	HART 2021-B A3 0.38 01/15/2026		11.93	11.93
05/15/2024	Principal Paydown	44934KAC8	24,255.08	HART 2021-B A3 0.38 01/15/2026	3,916.69		3,916.69
05/15/2024	Coupon	47787JAC2	29,202.03	JDOT 2022 A3 0.36 09/15/2026		55.98	55.98
05/15/2024	Principal Paydown	47787JAC2	29,202.03	JDOT 2022 A3 0.36 09/15/2026	2,190.95		2,190.95
05/15/2024	Coupon	47788UAC6	5,351.67	JDOT 2021 A3 0.36 09/15/2025		1.61	1.61
05/15/2024	Principal Paydown	47788UAC6	5,351.67	JDOT 2021 A3 0.36 09/15/2025	1,023.04		1,023.04
05/15/2024	Coupon	47789QAC4	18,041.92	JDOT 2021-B A3 0.52 03/16/2026		7.62	7.62
05/15/2024	Principal Paydown	47789QAC4	18,041.92	JDOT 2021-B A3 0.52 03/16/2026	2,606.44		2,606.44
05/15/2024	Coupon	47800RAD5	35,000.00	JDOT 2024 A3 4.96 11/15/2028		144.67	144.67
05/15/2024	Coupon	58770AAC7	45,000.00	MBART 2023-1 A3 4.51 11/15/2027		169.12	169.12
05/15/2024	Coupon	89238DAD0	75,000.00	TAOT 2024-A A3 4.83 10/16/2028		301.88	301.88
05/15/2024	Coupon	89238JAC9	15,298.12	TAOT 2021-D A3 0.71 04/15/2026		8.97	8.97

CASH FLOW REPORT



Vallejo Flood & Wastewater District Cons | Account #10761 | As of March 31, 2024

Payment Date	Transaction Type	CUSIP	Quantity	Security Description	Principal Amount	Income	Total Amount
05/15/2024	Principal Paydown	89238JAC9	15,298.12	TAOT 2021-D A3 0.71 04/15/2026	1,533.08		1,533.08
05/15/2024	Coupon	89240BAC2	3,676.07	TAOT 2021-A A3 0.26 05/15/2025		0.76	0.76
05/15/2024	Principal Paydown	89240BAC2	3,676.07	TAOT 2021-A A3 0.26 05/15/2025	2,958.61		2,958.61
05/15/2024	Coupon	9128283F5	200,000.00	UNITED STATES TREASURY 2.25 11/15/2027		2,250.00	2,250.00
05/15/2024	Coupon	9128285M8	250,000.00	UNITED STATES TREASURY 3.125 11/15/2028		3,906.25	3,906.25
05/15/2024	Coupon	912828M56	200,000.00	UNITED STATES TREASURY 2.25 11/15/2025		2,250.00	2,250.00
05/15/2024	Coupon	912828U24	250,000.00	UNITED STATES TREASURY 2.0 11/15/2026		2,500.00	2,500.00
05/15/2024	Coupon	91282CDH1	200,000.00	UNITED STATES TREASURY 0.75 11/15/2024		750.00	750.00
05/15/2024	Coupon	91324PEB4	50,000.00	UNITEDHEALTH GROUP INC 0.55 05/15/2024		137.50	137.50
05/15/2024	Final Maturity	91324PEB4	50,000.00	UNITEDHEALTH GROUP INC 0.55 05/15/2024	50,000.00		50,000.00
05/16/2024	Coupon	362554AC1	13,454.60	GMCAR 2021-4 A3 0.68 09/16/2026		7.62	7.62
05/16/2024	Principal Paydown	362554AC1	13,454.60	GMCAR 2021-4 A3 0.68 09/16/2026	1,096.21		1,096.21
05/16/2024	Coupon	362583AD8	50,000.00	GMCAR 2023-2 A3 4.47 02/16/2028		186.25	186.25
05/16/2024	Coupon	362585AC5	29,940.03	GMCAR 2022-2 A3 3.1 02/16/2027		77.35	77.35
05/16/2024	Principal Paydown	362585AC5	29,940.03	GMCAR 2022-2 A3 3.1 02/16/2027	1,975.97		1,975.97
05/16/2024	Coupon	36268GAD7	20,000.00	GMCAR 2024-1 A3 4.85 12/18/2028		80.83	80.83
05/17/2024	Coupon	14913R2L0	130,000.00	CATERPILLAR FINANCIAL SERVICES CORP 0.45 05/17/2024		292.50	292.50
05/17/2024	Final Maturity	14913R2L0	130,000.00	CATERPILLAR FINANCIAL SERVICES CORP 0.45 05/17/2024	130,000.00		130,000.00
05/20/2024	Coupon	379929AD4	30,000.00	GMALT 2023-3 A3 5.38 11/20/2026		134.50	134.50
05/20/2024	Coupon	43815EAC8	21,601.79	HAROT 2021-3 A3 0.41 11/18/2025		7.36	7.36
05/20/2024	Principal Paydown	43815EAC8	21,601.79	HAROT 2021-3 A3 0.41 11/18/2025	2,587.08		2,587.08
05/21/2024	Coupon	438123AC5	45,000.00	HAROT 2023-4 A3 5.67 06/21/2028		212.62	212.62
05/21/2024	Coupon	43813GAC5	1,646.40	HAROT 2021-1 A3 0.27 04/21/2025		0.52	0.52
05/21/2024	Principal Paydown	43813GAC5	1,646.40	HAROT 2021-1 A3 0.27 04/21/2025	1,490.86		1,490.86
05/21/2024	Coupon	43815GAC3	17,303.62	HAROT 2021-4 A3 0.88 01/21/2026		12.69	12.69
05/21/2024	Principal Paydown	43815GAC3	17,303.62	HAROT 2021-4 A3 0.88 01/21/2026	1,724.13		1,724.13
05/21/2024	Coupon	43815JAC7	35,000.00	HAROT 2023-1 A3 5.04 04/21/2027		147.00	147.00
05/23/2024	Final Maturity	912797HR1	750,000.00	UNITED STATES TREASURY 05/23/2024	750,000.00		750,000.00
05/27/2024	Coupon	05593AAC3	20,000.00	BMWLT 2023-1 A3 5.16 11/25/2025		80.14	80.14
05/27/2024	Principal Paydown	05593AAC3	20,000.00	BMWLT 2023-1 A3 5.16 11/25/2025	2,799.32		2,799.32

CASH FLOW REPORT



Vallejo Flood & Wastewater District Cons | Account #10761 | As of March 31, 2024

Payment Date	Transaction Type	CUSIP	Quantity	Security Description	Principal Amount	Income	Total Amount
05/27/2024	Coupon	05602RAD3	27,798.93	BMWOT 2022-A A3 3.21 08/25/2026		69.44	69.44
05/27/2024	Principal Paydown	05602RAD3	27,798.93	BMWOT 2022-A A3 3.21 08/25/2026	1,972.97		1,972.97
05/27/2024	Coupon	3137BKRJ1	100,000.00	FHMS K-047 A2 3.329 05/25/2025		277.25	277.25
05/27/2024	Principal Paydown	3137BKRJ1	100,000.00	FHMS K-047 A2 3.329 05/25/2025	207.29		207.29
05/27/2024	Coupon	3137BNGT5	250,000.00	FHMS K-054 A2 2.745 01/25/2026		571.88	571.88
05/27/2024	Coupon	3137BVZ82	100,000.00	FHMS K-063 A2 3.43 01/25/2027		285.83	285.83
05/27/2024	Coupon	3137FBBX3	125,000.00	FHMS K-068 A2 3.244 08/25/2027		337.92	337.92
05/27/2024	Coupon	3137FBU79	135,000.00	FHMS K-069 A2 3.187 09/25/2027		358.54	358.54
05/27/2024	Coupon	3137FETN0	135,000.00	FHMS K-073 A2 3.35 01/25/2028		376.88	376.88
05/28/2024	Final Maturity	912797JY4	3,500,000.00	UNITED STATES TREASURY 05/28/2024	3,500,000.00		3,500,000.00
May 2024 Total					7,044,867.17	27,529.77	7,072,396.95
JUNE 2024							
06/03/2024	Coupon	023135CN4	100,000.00	AMAZON.COM INC 4.6 12/01/2025		2,300.00	2,300.00
06/04/2024	Final Maturity	912797JZ1	1,000,000.00	UNITED STATES TREASURY 06/04/2024	1,000,000.00		1,000,000.00
06/10/2024	Coupon	3130AWC24	250,000.00	FEDERAL HOME LOAN BANKS 4.0 06/09/2028		5,000.00	5,000.00
06/11/2024	Final Maturity	912797KE6	1,500,000.00	UNITED STATES TREASURY 06/11/2024	1,500,000.00		1,500,000.00
06/12/2024	Coupon	89114QCA4	125,000.00	TORONTO-DOMINION BANK 2.65 06/12/2024		1,656.25	1,656.25
06/12/2024	Final Maturity	89114QCA4	125,000.00	TORONTO-DOMINION BANK 2.65 06/12/2024	125,000.00		125,000.00
06/14/2024	Coupon	06051GJY6	100,000.00	BANK OF AMERICA CORP 5.74144 06/14/2024		1,438.05	1,438.05
06/14/2024	Final Maturity	06051GJY6	100,000.00	BANK OF AMERICA CORP 5.74144 06/14/2024	100,000.00		100,000.00
06/17/2024	Coupon	161571HT4	145,000.00	CHAIT 2023-1 A 5.16 09/15/2028		623.50	623.50
06/17/2024	Coupon	362554AC1	13,454.60	GMCAR 2021-4 A3 0.68 09/16/2026		7.00	7.00
06/17/2024	Principal Paydown	362554AC1	13,454.60	GMCAR 2021-4 A3 0.68 09/16/2026	1,067.07		1,067.07
06/17/2024	Coupon	362583AD8	50,000.00	GMCAR 2023-2 A3 4.47 02/16/2028		186.25	186.25
06/17/2024	Coupon	362585AC5	29,940.03	GMCAR 2022-2 A3 3.1 02/16/2027		72.24	72.24
06/17/2024	Principal Paydown	362585AC5	29,940.03	GMCAR 2022-2 A3 3.1 02/16/2027	1,938.93		1,938.93
06/17/2024	Coupon	36268GAD7	20,000.00	GMCAR 2024-1 A3 4.85 12/18/2028		80.83	80.83
06/17/2024	Coupon	44933LAC7	5,138.52	HART 2021-A A3 0.38 09/15/2025		1.06	1.06
06/17/2024	Principal Paydown	44933LAC7	5,138.52	HART 2021-A A3 0.38 09/15/2025	1,746.54		1,746.54
06/17/2024	Coupon	44934KAC8	24,255.08	HART 2021-B A3 0.38 01/15/2026		10.00	10.00
06/17/2024	Principal Paydown	44934KAC8	24,255.08	HART 2021-B A3 0.38 01/15/2026	3,847.95		3,847.95
06/17/2024	Coupon	47787JAC2	29,202.03	JDOT 2022 A3 0.36 09/15/2026		51.74	51.74

CASH FLOW REPORT



Vallejo Flood & Wastewater District Cons | Account #10761 | As of March 31, 2024

Payment Date	Transaction Type	CUSIP	Quantity	Security Description	Principal Amount	Income	Total Amount
06/17/2024	Principal Paydown	47787JAC2	29,202.03	JDOT 2022 A3 0.36 09/15/2026	1,820.40		1,820.40
06/17/2024	Coupon	47788UAC6	5,351.67	JDOT 2021 A3 0.36 09/15/2025		1.30	1.30
06/17/2024	Principal Paydown	47788UAC6	5,351.67	JDOT 2021 A3 0.36 09/15/2025	873.42		873.42
06/17/2024	Coupon	47789QAC4	18,041.92	JDOT 2021-B A3 0.52 03/16/2026		6.49	6.49
06/17/2024	Principal Paydown	47789QAC4	18,041.92	JDOT 2021-B A3 0.52 03/16/2026	1,495.07		1,495.07
06/17/2024	Coupon	47800RAD5	35,000.00	JDOT 2024 A3 4.96 11/15/2028		144.67	144.67
06/17/2024	Coupon	58770AAC7	45,000.00	MBART 2023-1 A3 4.51 11/15/2027		169.12	169.12
06/17/2024	Coupon	89238DAD0	75,000.00	TAOT 2024-A A3 4.83 10/16/2028		301.88	301.88
06/17/2024	Coupon	89238JAC9	15,298.12	TAOT 2021-D A3 0.71 04/15/2026		8.07	8.07
06/17/2024	Principal Paydown	89238JAC9	15,298.12	TAOT 2021-D A3 0.71 04/15/2026	1,411.61		1,411.61
06/17/2024	Coupon	89240BAC2	3,676.07	TAOT 2021-A A3 0.26 05/15/2025		0.12	0.12
06/17/2024	Effective Maturity	89240BAC2	3,676.07	TAOT 2021-A A3 0.26 05/15/2025	564.70		564.70
06/17/2024	Coupon	91282CCG4	250,000.00	UNITED STATES TREASURY 0.25 06/15/2024		312.50	312.50
06/17/2024	Final Maturity	91282CCG4	250,000.00	UNITED STATES TREASURY 0.25 06/15/2024	250,000.00		250,000.00
06/17/2024	Coupon	91282CDN8	200,000.00	UNITED STATES TREASURY 1.0 12/15/2024		1,000.00	1,000.00
06/18/2024	Coupon	43815EAC8	21,601.79	HAROT 2021-3 A3 0.41 11/18/2025		6.48	6.48
06/18/2024	Principal Paydown	43815EAC8	21,601.79	HAROT 2021-3 A3 0.41 11/18/2025	2,527.35		2,527.35
06/18/2024	Coupon	89236TJH9	80,000.00	TOYOTA MOTOR CREDIT CORP 0.5 06/18/2024		200.00	200.00
06/18/2024	Final Maturity	89236TJH9	80,000.00	TOYOTA MOTOR CREDIT CORP 0.5 06/18/2024	80,000.00		80,000.00
06/18/2024	Final Maturity	912797KF3	600,000.00	UNITED STATES TREASURY 06/18/2024	600,000.00		600,000.00
06/20/2024	Coupon	379929AD4	30,000.00	GMALT 2023-3 A3 5.38 11/20/2026		134.50	134.50
06/21/2024	Coupon	438123AC5	45,000.00	HAROT 2023-4 A3 5.67 06/21/2028		212.62	212.62
06/21/2024	Coupon	43813GAC5	1,646.40	HAROT 2021-1 A3 0.27 04/21/2025		0.18	0.18
06/21/2024	Effective Maturity	43813GAC5	1,646.40	HAROT 2021-1 A3 0.27 04/21/2025	815.82		815.82
06/21/2024	Coupon	43815GAC3	17,303.62	HAROT 2021-4 A3 0.88 01/21/2026		11.42	11.42
06/21/2024	Principal Paydown	43815GAC3	17,303.62	HAROT 2021-4 A3 0.88 01/21/2026	1,687.99		1,687.99
06/21/2024	Coupon	43815JAC7	35,000.00	HAROT 2023-1 A3 5.04 04/21/2027		147.00	147.00
06/25/2024	Coupon	05593AAC3	20,000.00	BMWLT 2023-1 A3 5.16 11/25/2025		68.10	68.10
06/25/2024	Principal Paydown	05593AAC3	20,000.00	BMWLT 2023-1 A3 5.16 11/25/2025	2,752.48		2,752.48
06/25/2024	Coupon	05602RAD3	27,798.93	BMWOT 2022-A A3 3.21 08/25/2026		64.16	64.16
06/25/2024	Principal Paydown	05602RAD3	27,798.93	BMWOT 2022-A A3 3.21 08/25/2026	1,847.46		1,847.46
06/25/2024	Coupon	3137BKRJ1	100,000.00	FHMS K-047 A2 3.329 05/25/2025		276.67	276.67

CASH FLOW REPORT



Vallejo Flood & Wastewater District Cons | Account #10761 | As of March 31, 2024

Payment Date	Transaction Type	CUSIP	Quantity	Security Description	Principal Amount	Income	Total Amount
06/25/2024	Principal Paydown	3137BKRJ1	100,000.00	FHMS K-047 A2 3.329 05/25/2025	196.94		196.94
06/25/2024	Coupon	3137BNGT5	250,000.00	FHMS K-054 A2 2.745 01/25/2026		571.88	571.88
06/25/2024	Coupon	3137BVZ82	100,000.00	FHMS K-063 A2 3.43 01/25/2027		285.83	285.83
06/25/2024	Coupon	3137FBBX3	125,000.00	FHMS K-068 A2 3.244 08/25/2027		337.92	337.92
06/25/2024	Coupon	3137FBU79	135,000.00	FHMS K-069 A2 3.187 09/25/2027		358.54	358.54
06/25/2024	Coupon	3137FETN0	135,000.00	FHMS K-073 A2 3.35 01/25/2028		376.88	376.88
June 2024 Total					3,679,593.74	16,423.27	3,696,017.00
JULY 2024							
07/01/2024	Coupon	3133EN5E6	250,000.00	FEDERAL FARM CREDIT BANKS FUNDING CORP 4.0 12/29/2025		5,000.00	5,000.00
07/01/2024	Coupon	91282CEW7	250,000.00	UNITED STATES TREASURY 3.25 06/30/2027		4,062.50	4,062.50
07/08/2024	Coupon	3133EPVP7	250,000.00	FEDERAL FARM CREDIT BANKS FUNDING CORP 4.75 07/08/2026		5,937.50	5,937.50
07/15/2024	Coupon	161571HT4	145,000.00	CHAIT 2023-1 A 5.16 09/15/2028		623.50	623.50
07/15/2024	Coupon	44933LAC7	5,138.52	HART 2021-A A3 0.38 09/15/2025		0.51	0.51
07/15/2024	Effective Maturity	44933LAC7	5,138.52	HART 2021-A A3 0.38 09/15/2025	1,607.46		1,607.46
07/15/2024	Coupon	44934KAC8	24,255.08	HART 2021-B A3 0.38 01/15/2026		8.11	8.11
07/15/2024	Principal Paydown	44934KAC8	24,255.08	HART 2021-B A3 0.38 01/15/2026	3,744.87		3,744.87
07/15/2024	Coupon	47787JAC2	29,202.03	JDOT 2022 A3 0.36 09/15/2026		48.22	48.22
07/15/2024	Principal Paydown	47787JAC2	29,202.03	JDOT 2022 A3 0.36 09/15/2026	2,145.40		2,145.40
07/15/2024	Coupon	47788UAC6	5,351.67	JDOT 2021 A3 0.36 09/15/2025		1.04	1.04
07/15/2024	Principal Paydown	47788UAC6	5,351.67	JDOT 2021 A3 0.36 09/15/2025	908.43		908.43
07/15/2024	Coupon	47789QAC4	18,041.92	JDOT 2021-B A3 0.52 03/16/2026		5.85	5.85
07/15/2024	Principal Paydown	47789QAC4	18,041.92	JDOT 2021-B A3 0.52 03/16/2026	1,149.68		1,149.68
07/15/2024	Coupon	47800RAD5	35,000.00	JDOT 2024 A3 4.96 11/15/2028		144.67	144.67
07/15/2024	Coupon	58770AAC7	45,000.00	MBART 2023-1 A3 4.51 11/15/2027		169.12	169.12
07/15/2024	Coupon	79466LAG9	20,000.00	SALESFORCE INC 0.625 07/15/2024		62.50	62.50
07/15/2024	Final Maturity	79466LAG9	20,000.00	SALESFORCE INC 0.625 07/15/2024	20,000.00		20,000.00
07/15/2024	Coupon	89238DAD0	75,000.00	TAOT 2024-A A3 4.83 10/16/2028		301.88	301.88
07/15/2024	Coupon	89238JAC9	15,298.12	TAOT 2021-D A3 0.71 04/15/2026		7.23	7.23
07/15/2024	Principal Paydown	89238JAC9	15,298.12	TAOT 2021-D A3 0.71 04/15/2026	1,288.25		1,288.25
07/15/2024	Coupon	91282CCL3	250,000.00	UNITED STATES TREASURY 0.375 07/15/2024		468.75	468.75

CASH FLOW REPORT



Vallejo Flood & Wastewater District Cons | Account #10761 | As of March 31, 2024

Payment Date	Transaction Type	CUSIP	Quantity	Security Description	Principal Amount	Income	Total Amount
07/15/2024	Final Maturity	91282CCL3	250,000.00	UNITED STATES TREASURY 0.375 07/15/2024	250,000.00		250,000.00
07/15/2024	Coupon	91282CJT9	250,000.00	UNITED STATES TREASURY 4.0 01/15/2027		5,000.00	5,000.00
07/16/2024	Coupon	362554AC1	13,454.60	GMCAR 2021-4 A3 0.68 09/16/2026		6.40	6.40
07/16/2024	Principal Paydown	362554AC1	13,454.60	GMCAR 2021-4 A3 0.68 09/16/2026	988.12		988.12
07/16/2024	Coupon	362583AD8	50,000.00	GMCAR 2023-2 A3 4.47 02/16/2028		186.25	186.25
07/16/2024	Coupon	362585AC5	29,940.03	GMCAR 2022-2 A3 3.1 02/16/2027		67.23	67.23
07/16/2024	Principal Paydown	362585AC5	29,940.03	GMCAR 2022-2 A3 3.1 02/16/2027	1,888.79		1,888.79
07/16/2024	Coupon	36268GAD7	20,000.00	GMCAR 2024-1 A3 4.85 12/18/2028		80.83	80.83
07/18/2024	Coupon	43815EAC8	21,601.79	HAROT 2021-3 A3 0.41 11/18/2025		5.61	5.61
07/18/2024	Principal Paydown	43815EAC8	21,601.79	HAROT 2021-3 A3 0.41 11/18/2025	2,468.72		2,468.72
07/22/2024	Coupon	379929AD4	30,000.00	GMALT 2023-3 A3 5.38 11/20/2026		134.50	134.50
07/22/2024	Coupon	438123AC5	45,000.00	HAROT 2023-4 A3 5.67 06/21/2028		212.62	212.62
07/22/2024	Coupon	43815GAC3	17,303.62	HAROT 2021-4 A3 0.88 01/21/2026		10.19	10.19
07/22/2024	Principal Paydown	43815GAC3	17,303.62	HAROT 2021-4 A3 0.88 01/21/2026	1,465.46		1,465.46
07/22/2024	Coupon	43815JAC7	35,000.00	HAROT 2023-1 A3 5.04 04/21/2027		147.00	147.00
07/25/2024	Coupon	05593AAC3	20,000.00	BMWLT 2023-1 A3 5.16 11/25/2025		56.26	56.26
07/25/2024	Principal Paydown	05593AAC3	20,000.00	BMWLT 2023-1 A3 5.16 11/25/2025	2,587.45		2,587.45
07/25/2024	Coupon	05602RAD3	27,798.93	BMWOT 2022-A A3 3.21 08/25/2026		59.22	59.22
07/25/2024	Principal Paydown	05602RAD3	27,798.93	BMWOT 2022-A A3 3.21 08/25/2026	1,811.18		1,811.18
07/25/2024	Coupon	3137BKRJ1	100,000.00	FHMS K-047 A2 3.329 05/25/2025		276.13	276.13
07/25/2024	Principal Paydown	3137BKRJ1	100,000.00	FHMS K-047 A2 3.329 05/25/2025	208.22		208.22
07/25/2024	Coupon	3137BNGT5	250,000.00	FHMS K-054 A2 2.745 01/25/2026		571.88	571.88
07/25/2024	Coupon	3137BVZ82	100,000.00	FHMS K-063 A2 3.43 01/25/2027		285.83	285.83
07/25/2024	Coupon	3137FBBX3	125,000.00	FHMS K-068 A2 3.244 08/25/2027		337.92	337.92
07/25/2024	Coupon	3137FBU79	135,000.00	FHMS K-069 A2 3.187 09/25/2027		358.54	358.54
07/25/2024	Principal Paydown	3137FBU79	135,000.00	FHMS K-069 A2 3.187 09/25/2027	47.74		47.74
07/25/2024	Coupon	3137FETN0	135,000.00	FHMS K-073 A2 3.35 01/25/2028		376.88	376.88
07/30/2024	Coupon	3133EPZY4	250,000.00	FEDERAL FARM CREDIT BANKS FUNDING CORP 5.0 07/30/2026		6,250.00	6,250.00
07/30/2024	Coupon	91159HHX1	200,000.00	US BANCORP 2.4 07/30/2024		2,400.00	2,400.00
07/30/2024	Final Maturity	91159HHX1	200,000.00	US BANCORP 2.4 07/30/2024	200,000.00		200,000.00
07/31/2024	Coupon	912828Z52	200,000.00	UNITED STATES TREASURY 1.375 01/31/2025		1,375.00	1,375.00

CASH FLOW REPORT



Vallejo Flood & Wastewater District Cons | Account #10761 | As of March 31, 2024

Payment Date	Transaction Type	CUSIP	Quantity	Security Description	Principal Amount	Income	Total Amount
07/31/2024	Coupon	91282CJW2	250,000.00	UNITED STATES TREASURY 4.0 01/31/2029		5,000.00	5,000.00
July 2024 Total					492,309.78	40,039.66	532,349.44
AUGUST 2024							
08/01/2024	Coupon	06406RBN6	125,000.00	BANK OF NEW YORK MELLON CORP 4.543 02/01/2029		2,839.38	2,839.38
08/06/2024	Coupon	857477BR3	35,000.00	STATE STREET CORP 1.746 02/06/2026		305.55	305.55
08/12/2024	Coupon	69371RS56	125,000.00	PACCAR FINANCIAL CORP 5.05 08/10/2026		3,156.25	3,156.25
08/14/2024	Coupon	3133EPSW6	270,000.00	FEDERAL FARM CREDIT BANKS FUNDING CORP 4.5 08/14/2026		6,075.00	6,075.00
08/14/2024	Coupon	89236TKX2	150,000.00	TOYOTA MOTOR CREDIT CORP 5.0 08/14/2026		3,750.00	3,750.00
08/15/2024	Coupon	161571HT4	145,000.00	CHAIT 2023-1 A 5.16 09/15/2028		623.50	623.50
08/15/2024	Coupon	44934KAC8	24,255.08	HART 2021-B A3 0.38 01/15/2026		6.27	6.27
08/15/2024	Principal Paydown	44934KAC8	24,255.08	HART 2021-B A3 0.38 01/15/2026	3,622.24		3,622.24
08/15/2024	Coupon	47787JAC2	29,202.03	JDOT 2022 A3 0.36 09/15/2026		44.07	44.07
08/15/2024	Principal Paydown	47787JAC2	29,202.03	JDOT 2022 A3 0.36 09/15/2026	1,905.05		1,905.05
08/15/2024	Coupon	47788UAC6	5,351.67	JDOT 2021 A3 0.36 09/15/2025		0.76	0.76
08/15/2024	Principal Paydown	47788UAC6	5,351.67	JDOT 2021 A3 0.36 09/15/2025	1,023.57		1,023.57
08/15/2024	Coupon	47789QAC4	18,041.92	JDOT 2021-B A3 0.52 03/16/2026		5.35	5.35
08/15/2024	Principal Paydown	47789QAC4	18,041.92	JDOT 2021-B A3 0.52 03/16/2026	1,211.84		1,211.84
08/15/2024	Coupon	47800RAD5	35,000.00	JDOT 2024 A3 4.96 11/15/2028		144.67	144.67
08/15/2024	Coupon	58770AAC7	45,000.00	MBART 2023-1 A3 4.51 11/15/2027		169.12	169.12
08/15/2024	Coupon	89238DAD0	75,000.00	TAOT 2024-A A3 4.83 10/16/2028		301.88	301.88
08/15/2024	Coupon	89238JAC9	15,298.12	TAOT 2021-D A3 0.71 04/15/2026		6.47	6.47
08/15/2024	Principal Paydown	89238JAC9	15,298.12	TAOT 2021-D A3 0.71 04/15/2026	1,247.10		1,247.10
08/15/2024	Coupon	912828K74	200,000.00	UNITED STATES TREASURY 2.0 08/15/2025		2,000.00	2,000.00
08/15/2024	Coupon	912828V98	250,000.00	UNITED STATES TREASURY 2.25 02/15/2027		2,812.50	2,812.50
08/16/2024	Coupon	362554AC1	13,454.60	GMCAR 2021-4 A3 0.68 09/16/2026		5.84	5.84
08/16/2024	Principal Paydown	362554AC1	13,454.60	GMCAR 2021-4 A3 0.68 09/16/2026	957.61		957.61
08/16/2024	Coupon	362583AD8	50,000.00	GMCAR 2023-2 A3 4.47 02/16/2028		186.25	186.25
08/16/2024	Coupon	362585AC5	29,940.03	GMCAR 2022-2 A3 3.1 02/16/2027		62.35	62.35
08/16/2024	Principal Paydown	362585AC5	29,940.03	GMCAR 2022-2 A3 3.1 02/16/2027	1,819.45		1,819.45
08/16/2024	Coupon	36268GAD7	20,000.00	GMCAR 2024-1 A3 4.85 12/18/2028		80.83	80.83

CASH FLOW REPORT



Vallejo Flood & Wastewater District Cons | Account #10761 | As of March 31, 2024

Payment Date	Transaction Type	CUSIP	Quantity	Security Description	Principal Amount	Income	Total Amount
08/19/2024	Coupon	43815EAC8	21,601.79	HAROT 2021-3 A3 0.41 11/18/2025		4.77	4.77
08/19/2024	Principal Paydown	43815EAC8	21,601.79	HAROT 2021-3 A3 0.41 11/18/2025	2,397.57		2,397.57
08/20/2024	Coupon	379929AD4	30,000.00	GMALT 2023-3 A3 5.38 11/20/2026		134.50	134.50
08/21/2024	Coupon	438123AC5	45,000.00	HAROT 2023-4 A3 5.67 06/21/2028		212.62	212.62
08/21/2024	Coupon	43815GAC3	17,303.62	HAROT 2021-4 A3 0.88 01/21/2026		9.11	9.11
08/21/2024	Principal Paydown	43815GAC3	17,303.62	HAROT 2021-4 A3 0.88 01/21/2026	1,420.94		1,420.94
08/21/2024	Coupon	43815JAC7	35,000.00	HAROT 2023-1 A3 5.04 04/21/2027		147.00	147.00
08/23/2024	Coupon	037833BY5	150,000.00	APPLE INC 3.25 02/23/2026		2,437.50	2,437.50
08/26/2024	Coupon	05593AAC3	20,000.00	BMWLT 2023-1 A3 5.16 11/25/2025		45.14	45.14
08/26/2024	Principal Paydown	05593AAC3	20,000.00	BMWLT 2023-1 A3 5.16 11/25/2025	2,265.24		2,265.24
08/26/2024	Coupon	05602RAD3	27,798.93	BMWOT 2022-A A3 3.21 08/25/2026		54.38	54.38
08/26/2024	Principal Paydown	05602RAD3	27,798.93	BMWOT 2022-A A3 3.21 08/25/2026	1,763.25		1,763.25
08/26/2024	Coupon	17275RBQ4	75,000.00	CISCO SYSTEMS INC 4.8 02/26/2027		1,800.00	1,800.00
08/26/2024	Coupon	17275RBR2	100,000.00	CISCO SYSTEMS INC 4.85 02/26/2029		2,425.00	2,425.00
08/26/2024	Coupon	3133ENPY0	200,000.00	FEDERAL FARM CREDIT BANKS FUNDING CORP 1.75 02/25/2025		1,750.00	1,750.00
08/26/2024	Coupon	3137BKRJ1	100,000.00	FHMS K-047 A2 3.329 05/25/2025		275.55	275.55
08/26/2024	Principal Paydown	3137BKRJ1	100,000.00	FHMS K-047 A2 3.329 05/25/2025	197.94		197.94
08/26/2024	Coupon	3137BNGT5	250,000.00	FHMS K-054 A2 2.745 01/25/2026		571.88	571.88
08/26/2024	Coupon	3137BVZ82	100,000.00	FHMS K-063 A2 3.43 01/25/2027		285.83	285.83
08/26/2024	Coupon	3137FBBX3	125,000.00	FHMS K-068 A2 3.244 08/25/2027		337.92	337.92
08/26/2024	Coupon	3137FBU79	135,000.00	FHMS K-069 A2 3.187 09/25/2027		358.41	358.41
08/26/2024	Principal Paydown	3137FBU79	135,000.00	FHMS K-069 A2 3.187 09/25/2027	212.40		212.40
08/26/2024	Coupon	3137FETN0	135,000.00	FHMS K-073 A2 3.35 01/25/2028		376.88	376.88
August 2024 Total					20,044.21	33,802.52	53,846.73
SEPTEMBER 2024							
09/03/2024	Coupon	912828YD6	250,000.00	UNITED STATES TREASURY 1.375 08/31/2026		1,718.75	1,718.75
09/03/2024	Coupon	912828YE4	250,000.00	UNITED STATES TREASURY 1.25 08/31/2024		1,562.50	1,562.50
09/03/2024	Final Maturity	912828YE4	250,000.00	UNITED STATES TREASURY 1.25 08/31/2024	250,000.00		250,000.00
09/03/2024	Coupon	912828ZC7	200,000.00	UNITED STATES TREASURY 1.125 02/28/2025		1,125.00	1,125.00
09/03/2024	Coupon	91282CFH9	250,000.00	UNITED STATES TREASURY 3.125 08/31/2027		3,906.25	3,906.25
09/09/2024	Coupon	24422EXD6	150,000.00	JOHN DEERE CAPITAL CORP 5.15 09/08/2026		3,862.50	3,862.50

CASH FLOW REPORT



Vallejo Flood & Wastewater District Cons | Account #10761 | As of March 31, 2024

Payment Date	Transaction Type	CUSIP	Quantity	Security Description	Principal Amount	Income	Total Amount
09/09/2024	Coupon	3130AVBD3	200,000.00	FEDERAL HOME LOAN BANKS 4.5 03/09/2029		4,500.00	4,500.00
09/09/2024	Coupon	3130AWTR1	250,000.00	FEDERAL HOME LOAN BANKS 4.375 09/08/2028		5,468.75	5,468.75
09/11/2024	Coupon	3130AWTQ3	250,000.00	FEDERAL HOME LOAN BANKS 4.625 09/11/2026		5,781.25	5,781.25
09/16/2024	Coupon	161571HT4	145,000.00	CHAIT 2023-1 A 5.16 09/15/2028		623.50	623.50
09/16/2024	Coupon	362554AC1	13,454.60	GMCAR 2021-4 A3 0.68 09/16/2026		5.30	5.30
09/16/2024	Principal Paydown	362554AC1	13,454.60	GMCAR 2021-4 A3 0.68 09/16/2026	937.57		937.57
09/16/2024	Coupon	362583AD8	50,000.00	GMCAR 2023-2 A3 4.47 02/16/2028		186.25	186.25
09/16/2024	Coupon	362585AC5	29,940.03	GMCAR 2022-2 A3 3.1 02/16/2027		57.65	57.65
09/16/2024	Principal Paydown	362585AC5	29,940.03	GMCAR 2022-2 A3 3.1 02/16/2027	1,774.32		1,774.32
09/16/2024	Coupon	36268GAD7	20,000.00	GMCAR 2024-1 A3 4.85 12/18/2028		80.83	80.83
09/16/2024	Coupon	44934KAC8	24,255.08	HART 2021-B A3 0.38 01/15/2026		4.49	4.49
09/16/2024	Principal Paydown	44934KAC8	24,255.08	HART 2021-B A3 0.38 01/15/2026	3,534.94		3,534.94
09/16/2024	Coupon	47787JAC2	29,202.03	JDOT 2022 A3 0.36 09/15/2026		40.39	40.39
09/16/2024	Principal Paydown	47787JAC2	29,202.03	JDOT 2022 A3 0.36 09/15/2026	1,874.45		1,874.45
09/16/2024	Coupon	47788UAC6	5,351.67	JDOT 2021 A3 0.36 09/15/2025		0.46	0.46
09/16/2024	Principal Paydown	47788UAC6	5,351.67	JDOT 2021 A3 0.36 09/15/2025	1,053.24		1,053.24
09/16/2024	Coupon	47789QAC4	18,041.92	JDOT 2021-B A3 0.52 03/16/2026		4.82	4.82
09/16/2024	Principal Paydown	47789QAC4	18,041.92	JDOT 2021-B A3 0.52 03/16/2026	1,193.04		1,193.04
09/16/2024	Coupon	47800RAD5	35,000.00	JDOT 2024 A3 4.96 11/15/2028		144.67	144.67
09/16/2024	Coupon	58770AAC7	45,000.00	MBART 2023-1 A3 4.51 11/15/2027		169.12	169.12
09/16/2024	Coupon	89238DADO	75,000.00	TAOT 2024-A A3 4.83 10/16/2028		301.88	301.88
09/16/2024	Coupon	89238JAC9	15,298.12	TAOT 2021-D A3 0.71 04/15/2026		5.73	5.73
09/16/2024	Principal Paydown	89238JAC9	15,298.12	TAOT 2021-D A3 0.71 04/15/2026	1,217.38		1,217.38
09/16/2024	Coupon	91282CCX7	200,000.00	UNITED STATES TREASURY 0.375 09/15/2024		375.00	375.00
09/16/2024	Final Maturity	91282CCX7	200,000.00	UNITED STATES TREASURY 0.375 09/15/2024	200,000.00		200,000.00
09/18/2024	Coupon	43815EAC8	21,601.79	HAROT 2021-3 A3 0.41 11/18/2025		3.95	3.95
09/18/2024	Principal Paydown	43815EAC8	21,601.79	HAROT 2021-3 A3 0.41 11/18/2025	2,342.32		2,342.32
09/20/2024	Coupon	379929AD4	30,000.00	GMALT 2023-3 A3 5.38 11/20/2026		134.50	134.50
09/23/2024	Coupon	3133EPWK7	200,000.00	FEDERAL FARM CREDIT BANKS FUNDING CORP 4.5 09/22/2028		4,500.00	4,500.00
09/23/2024	Coupon	438123AC5	45,000.00	HAROT 2023-4 A3 5.67 06/21/2028		212.62	212.62
09/23/2024	Coupon	43815GAC3	17,303.62	HAROT 2021-4 A3 0.88 01/21/2026		8.07	8.07

CASH FLOW REPORT



Vallejo Flood & Wastewater District Cons | Account #10761 | As of March 31, 2024

Payment Date	Transaction Type	CUSIP	Quantity	Security Description	Principal Amount	Income	Total Amount
09/23/2024	Principal Paydown	43815GAC3	17,303.62	HAROT 2021-4 A3 0.88 01/21/2026	1,384.58		1,384.58
09/23/2024	Coupon	43815JAC7	35,000.00	HAROT 2023-1 A3 5.04 04/21/2027		147.00	147.00
09/23/2024	Coupon	4581X0DZ8	165,000.00	INTER-AMERICAN DEVELOPMENT BANK 0.5 09/23/2024		412.50	412.50
09/23/2024	Final Maturity	4581X0DZ8	165,000.00	INTER-AMERICAN DEVELOPMENT BANK 0.5 09/23/2024	165,000.00		165,000.00
09/25/2024	Coupon	05593AAC3	20,000.00	BMWLT 2023-1 A3 5.16 11/25/2025		35.40	35.40
09/25/2024	Principal Paydown	05593AAC3	20,000.00	BMWLT 2023-1 A3 5.16 11/25/2025	2,075.78		2,075.78
09/25/2024	Coupon	05602RAD3	27,798.93	BMWOT 2022-A A3 3.21 08/25/2026		49.66	49.66
09/25/2024	Principal Paydown	05602RAD3	27,798.93	BMWOT 2022-A A3 3.21 08/25/2026	1,629.02		1,629.02
09/25/2024	Coupon	3137BKRJ1	100,000.00	FHMS K-047 A2 3.329 05/25/2025		275.00	275.00
09/25/2024	Principal Paydown	3137BKRJ1	100,000.00	FHMS K-047 A2 3.329 05/25/2025	198.41		198.41
09/25/2024	Coupon	3137BNGT5	250,000.00	FHMS K-054 A2 2.745 01/25/2026		571.88	571.88
09/25/2024	Coupon	3137BVZ82	100,000.00	FHMS K-063 A2 3.43 01/25/2027		285.83	285.83
09/25/2024	Coupon	3137FBBX3	125,000.00	FHMS K-068 A2 3.244 08/25/2027		337.92	337.92
09/25/2024	Coupon	3137FBU79	135,000.00	FHMS K-069 A2 3.187 09/25/2027		357.85	357.85
09/25/2024	Principal Paydown	3137FBU79	135,000.00	FHMS K-069 A2 3.187 09/25/2027	213.11		213.11
09/25/2024	Coupon	3137FETN0	135,000.00	FHMS K-073 A2 3.35 01/25/2028		376.88	376.88
09/30/2024	Coupon	437076CV2	150,000.00	HOME DEPOT INC 4.95 09/30/2026		3,712.50	3,712.50
09/30/2024	Coupon	9128285C0	250,000.00	UNITED STATES TREASURY 3.0 09/30/2025		3,750.00	3,750.00
09/30/2024	Coupon	9128286L9	250,000.00	UNITED STATES TREASURY 2.25 03/31/2026		2,812.50	2,812.50
09/30/2024	Coupon	912828ZF0	200,000.00	UNITED STATES TREASURY 0.5 03/31/2025		500.00	500.00
09/30/2024	Coupon	91282CEF4	200,000.00	UNITED STATES TREASURY 2.5 03/31/2027		2,500.00	2,500.00
09/30/2024	Coupon	91282CFM8	250,000.00	UNITED STATES TREASURY 4.125 09/30/2027		5,156.25	5,156.25
September 2024 Total					634,428.17	56,065.39	690,493.55
OCTOBER 2024							
10/01/2024	Coupon	46625HQW3	175,000.00	JPMORGAN CHASE & CO 3.3 04/01/2026		2,887.50	2,887.50
10/10/2024	Coupon	3133ERAK7	250,000.00	FEDERAL FARM CREDIT BANKS FUNDING CORP 4.375 04/10/2029		5,468.75	5,468.75
10/15/2024	Coupon	161571HT4	145,000.00	CHAIT 2023-1 A 5.16 09/15/2028		623.50	623.50
10/15/2024	Coupon	44934KAC8	24,255.08	HART 2021-B A3 0.38 01/15/2026		2.75	2.75
10/15/2024	Principal Paydown	44934KAC8	24,255.08	HART 2021-B A3 0.38 01/15/2026	3,396.00		3,396.00

CASH FLOW REPORT



Vallejo Flood & Wastewater District Cons | Account #10761 | As of March 31, 2024

Payment Date	Transaction Type	CUSIP	Quantity	Security Description	Principal Amount	Income	Total Amount
10/15/2024	Coupon	47787JAC2	29,202.03	JDOT 2022 A3 0.36 09/15/2026		36.77	36.77
10/15/2024	Principal Paydown	47787JAC2	29,202.03	JDOT 2022 A3 0.36 09/15/2026	2,090.28		2,090.28
10/15/2024	Coupon	47788UAC6	5,351.67	JDOT 2021 A3 0.36 09/15/2025		0.14	0.14
10/15/2024	Effective Maturity	47788UAC6	5,351.67	JDOT 2021 A3 0.36 09/15/2025	469.96		469.96
10/15/2024	Coupon	47789QAC4	18,041.92	JDOT 2021-B A3 0.52 03/16/2026		4.30	4.30
10/15/2024	Principal Paydown	47789QAC4	18,041.92	JDOT 2021-B A3 0.52 03/16/2026	1,244.06		1,244.06
10/15/2024	Coupon	47800RAD5	35,000.00	JDOT 2024 A3 4.96 11/15/2028		144.67	144.67
10/15/2024	Coupon	58770AAC7	45,000.00	MBART 2023-1 A3 4.51 11/15/2027		169.12	169.12
10/15/2024	Principal Paydown	58770AAC7	45,000.00	MBART 2023-1 A3 4.51 11/15/2027	1,930.51		1,930.51
10/15/2024	Coupon	87612EBL9	125,000.00	TARGET CORP 2.25 04/15/2025		1,406.25	1,406.25
10/15/2024	Coupon	89238DAD0	75,000.00	TAOT 2024-A A3 4.83 10/16/2028		301.88	301.88
10/15/2024	Coupon	89238JAC9	15,298.12	TAOT 2021-D A3 0.71 04/15/2026		5.01	5.01
10/15/2024	Principal Paydown	89238JAC9	15,298.12	TAOT 2021-D A3 0.71 04/15/2026	1,173.21		1,173.21
10/15/2024	Coupon	91282CDB4	200,000.00	UNITED STATES TREASURY 0.625 10/15/2024		625.00	625.00
10/15/2024	Final Maturity	91282CDB4	200,000.00	UNITED STATES TREASURY 0.625 10/15/2024	200,000.00		200,000.00
10/16/2024	Coupon	362554AC1	13,454.60	GMCAR 2021-4 A3 0.68 09/16/2026		4.76	4.76
10/16/2024	Principal Paydown	362554AC1	13,454.60	GMCAR 2021-4 A3 0.68 09/16/2026	901.76		901.76
10/16/2024	Coupon	362583AD8	50,000.00	GMCAR 2023-2 A3 4.47 02/16/2028		186.25	186.25
10/16/2024	Coupon	362585AC5	29,940.03	GMCAR 2022-2 A3 3.1 02/16/2027		53.07	53.07
10/16/2024	Principal Paydown	362585AC5	29,940.03	GMCAR 2022-2 A3 3.1 02/16/2027	1,682.49		1,682.49
10/16/2024	Coupon	36268GAD7	20,000.00	GMCAR 2024-1 A3 4.85 12/18/2028		80.83	80.83
10/16/2024	Coupon	45950KCR9	100,000.00	INTERNATIONAL FINANCE CORP 1.375 10/16/2024		687.50	687.50
10/16/2024	Final Maturity	45950KCR9	100,000.00	INTERNATIONAL FINANCE CORP 1.375 10/16/2024	100,000.00		100,000.00
10/18/2024	Coupon	43815EAC8	21,601.79	HAROT 2021-3 A3 0.41 11/18/2025		3.15	3.15
10/18/2024	Principal Paydown	43815EAC8	21,601.79	HAROT 2021-3 A3 0.41 11/18/2025	2,261.32		2,261.32
10/21/2024	Coupon	379929AD4	30,000.00	GMALT 2023-3 A3 5.38 11/20/2026		134.50	134.50
10/21/2024	Coupon	438123AC5	45,000.00	HAROT 2023-4 A3 5.67 06/21/2028		212.62	212.62
10/21/2024	Coupon	43815GAC3	17,303.62	HAROT 2021-4 A3 0.88 01/21/2026		7.06	7.06
10/21/2024	Principal Paydown	43815GAC3	17,303.62	HAROT 2021-4 A3 0.88 01/21/2026	1,330.73		1,330.73
10/21/2024	Coupon	43815JAC7	35,000.00	HAROT 2023-1 A3 5.04 04/21/2027		147.00	147.00

CASH FLOW REPORT



Vallejo Flood & Wastewater District Cons | Account #10761 | As of March 31, 2024

Payment Date	Transaction Type	CUSIP	Quantity	Security Description	Principal Amount	Income	Total Amount
10/25/2024	Coupon	05593AAC3	20,000.00	BMWLT 2023-1 A3 5.16 11/25/2025		26.47	26.47
10/25/2024	Principal Paydown	05593AAC3	20,000.00	BMWLT 2023-1 A3 5.16 11/25/2025	1,955.33		1,955.33
10/25/2024	Coupon	05602RAD3	27,798.93	BMWOT 2022-A A3 3.21 08/25/2026		45.30	45.30
10/25/2024	Principal Paydown	05602RAD3	27,798.93	BMWOT 2022-A A3 3.21 08/25/2026	1,571.75		1,571.75
10/25/2024	Coupon	3137BKRJ1	100,000.00	FHMS K-047 A2 3.329 05/25/2025		274.45	274.45
10/25/2024	Principal Paydown	3137BKRJ1	100,000.00	FHMS K-047 A2 3.329 05/25/2025	209.60		209.60
10/25/2024	Coupon	3137BNGT5	250,000.00	FHMS K-054 A2 2.745 01/25/2026		571.88	571.88
10/25/2024	Coupon	3137BVZ82	100,000.00	FHMS K-063 A2 3.43 01/25/2027		285.83	285.83
10/25/2024	Coupon	3137FBBX3	125,000.00	FHMS K-068 A2 3.244 08/25/2027		337.92	337.92
10/25/2024	Coupon	3137FBU79	135,000.00	FHMS K-069 A2 3.187 09/25/2027		357.28	357.28
10/25/2024	Principal Paydown	3137FBU79	135,000.00	FHMS K-069 A2 3.187 09/25/2027	228.56		228.56
10/25/2024	Coupon	3137FETN0	135,000.00	FHMS K-073 A2 3.35 01/25/2028		376.88	376.88
10/30/2024	Coupon	713448CT3	150,000.00	PEPSICO INC 2.75 04/30/2025		2,062.50	2,062.50
10/31/2024	Coupon	9128285J5	250,000.00	UNITED STATES TREASURY 3.0 10/31/2025		3,750.00	3,750.00
10/31/2024	Coupon	9128286S4	250,000.00	UNITED STATES TREASURY 2.375 04/30/2026		2,968.75	2,968.75
10/31/2024	Coupon	912828ZL7	200,000.00	UNITED STATES TREASURY 0.375 04/30/2025		375.00	375.00
October 2024 Total					320,445.56	24,624.64	345,070.20
NOVEMBER 2024							
11/01/2024	Coupon	06367WB85	125,000.00	BANK OF MONTREAL 1.85 05/01/2025		1,156.25	1,156.25
11/01/2024	Coupon	78015K7C2	150,000.00	ROYAL BANK OF CANADA 2.25 11/01/2024		1,687.50	1,687.50
11/01/2024	Final Maturity	78015K7C2	150,000.00	ROYAL BANK OF CANADA 2.25 11/01/2024	150,000.00		150,000.00
11/04/2024	Coupon	00440EAV9	150,000.00	CHUBB INA HOLDINGS LLC 3.35 05/03/2026		2,512.50	2,512.50
11/04/2024	Coupon	594918BJ2	150,000.00	MICROSOFT CORP 3.125 11/03/2025		2,343.75	2,343.75
11/12/2024	Coupon	665859AW4	150,000.00	NORTHERN TRUST CORP 4.0 05/10/2027		3,000.00	3,000.00
11/15/2024	Coupon	161571HT4	145,000.00	CHAIT 2023-1 A 5.16 09/15/2028		623.50	623.50
11/15/2024	Coupon	44934KAC8	24,255.08	HART 2021-B A3 0.38 01/15/2026		1.08	1.08
11/15/2024	Effective Maturity	44934KAC8	24,255.08	HART 2021-B A3 0.38 01/15/2026	2,192.38		2,192.38
11/15/2024	Coupon	47787JAC2	29,202.03	JDOT 2022 A3 0.36 09/15/2026		32.73	32.73
11/15/2024	Principal Paydown	47787JAC2	29,202.03	JDOT 2022 A3 0.36 09/15/2026	2,254.29		2,254.29
11/15/2024	Coupon	47789QAC4	18,041.92	JDOT 2021-B A3 0.52 03/16/2026		3.77	3.77
11/15/2024	Principal Paydown	47789QAC4	18,041.92	JDOT 2021-B A3 0.52 03/16/2026	1,478.15		1,478.15
11/15/2024	Coupon	47800RAD5	35,000.00	JDOT 2024 A3 4.96 11/15/2028		144.67	144.67

CASH FLOW REPORT



Vallejo Flood & Wastewater District Cons | Account #10761 | As of March 31, 2024

Payment Date	Transaction Type	CUSIP	Quantity	Security Description	Principal Amount	Income	Total Amount
11/15/2024	Coupon	58770AAC7	45,000.00	MBART 2023-1 A3 4.51 11/15/2027		161.87	161.87
11/15/2024	Principal Paydown	58770AAC7	45,000.00	MBART 2023-1 A3 4.51 11/15/2027	2,326.15		2,326.15
11/15/2024	Coupon	89238DAD0	75,000.00	TAOT 2024-A A3 4.83 10/16/2028		301.88	301.88
11/15/2024	Coupon	89238JAC9	15,298.12	TAOT 2021-D A3 0.71 04/15/2026		4.32	4.32
11/15/2024	Principal Paydown	89238JAC9	15,298.12	TAOT 2021-D A3 0.71 04/15/2026	1,145.94		1,145.94
11/15/2024	Coupon	9128283F5	200,000.00	UNITED STATES TREASURY 2.25 11/15/2027		2,250.00	2,250.00
11/15/2024	Coupon	9128285M8	250,000.00	UNITED STATES TREASURY 3.125 11/15/2028		3,906.25	3,906.25
11/15/2024	Coupon	912828M56	200,000.00	UNITED STATES TREASURY 2.25 11/15/2025		2,250.00	2,250.00
11/15/2024	Coupon	912828U24	250,000.00	UNITED STATES TREASURY 2.0 11/15/2026		2,500.00	2,500.00
11/15/2024	Coupon	91282CDH1	200,000.00	UNITED STATES TREASURY 0.75 11/15/2024		750.00	750.00
11/15/2024	Final Maturity	91282CDH1	200,000.00	UNITED STATES TREASURY 0.75 11/15/2024	200,000.00		200,000.00
11/18/2024	Coupon	362554AC1	13,454.60	GMCAR 2021-4 A3 0.68 09/16/2026		4.25	4.25
11/18/2024	Principal Paydown	362554AC1	13,454.60	GMCAR 2021-4 A3 0.68 09/16/2026	881.06		881.06
11/18/2024	Coupon	362583AD8	50,000.00	GMCAR 2023-2 A3 4.47 02/16/2028		186.25	186.25
11/18/2024	Coupon	362585AC5	29,940.03	GMCAR 2022-2 A3 3.1 02/16/2027		48.72	48.72
11/18/2024	Principal Paydown	362585AC5	29,940.03	GMCAR 2022-2 A3 3.1 02/16/2027	1,541.65		1,541.65
11/18/2024	Coupon	36268GAD7	20,000.00	GMCAR 2024-1 A3 4.85 12/18/2028		80.83	80.83
11/18/2024	Coupon	43815EAC8	21,601.79	HAROT 2021-3 A3 0.41 11/18/2025		2.38	2.38
11/18/2024	Principal Paydown	43815EAC8	21,601.79	HAROT 2021-3 A3 0.41 11/18/2025	2,205.86		2,205.86
11/20/2024	Coupon	379929AD4	30,000.00	GMALT 2023-3 A3 5.38 11/20/2026		134.50	134.50
11/21/2024	Coupon	438123AC5	45,000.00	HAROT 2023-4 A3 5.67 06/21/2028		212.62	212.62
11/21/2024	Coupon	43815GAC3	17,303.62	HAROT 2021-4 A3 0.88 01/21/2026		6.08	6.08
11/21/2024	Principal Paydown	43815GAC3	17,303.62	HAROT 2021-4 A3 0.88 01/21/2026	1,295.25		1,295.25
11/21/2024	Coupon	43815JAC7	35,000.00	HAROT 2023-1 A3 5.04 04/21/2027		147.00	147.00
11/25/2024	Coupon	05593AAC3	20,000.00	BMWLT 2023-1 A3 5.16 11/25/2025		18.06	18.06
11/25/2024	Principal Paydown	05593AAC3	20,000.00	BMWLT 2023-1 A3 5.16 11/25/2025	2,068.52		2,068.52
11/25/2024	Coupon	05602RAD3	27,798.93	BMWOT 2022-A A3 3.21 08/25/2026		41.10	41.10
11/25/2024	Principal Paydown	05602RAD3	27,798.93	BMWOT 2022-A A3 3.21 08/25/2026	1,536.87		1,536.87
11/25/2024	Coupon	3137BKRJ1	100,000.00	FHMS K-047 A2 3.329 05/25/2025		273.87	273.87
11/25/2024	Principal Paydown	3137BKRJ1	100,000.00	FHMS K-047 A2 3.329 05/25/2025	199.41		199.41
11/25/2024	Coupon	3137BNGT5	250,000.00	FHMS K-054 A2 2.745 01/25/2026		571.88	571.88
11/25/2024	Coupon	3137BVZ82	100,000.00	FHMS K-063 A2 3.43 01/25/2027		285.83	285.83

CASH FLOW REPORT



Vallejo Flood & Wastewater District Cons | Account #10761 | As of March 31, 2024

Payment Date	Transaction Type	CUSIP	Quantity	Security Description	Principal Amount	Income	Total Amount
11/25/2024	Coupon	3137FBBX3	125,000.00	FHMS K-068 A2 3.244 08/25/2027		337.92	337.92
11/25/2024	Coupon	3137FBU79	135,000.00	FHMS K-069 A2 3.187 09/25/2027		356.67	356.67
11/25/2024	Principal Paydown	3137FBU79	135,000.00	FHMS K-069 A2 3.187 09/25/2027	214.56		214.56
11/25/2024	Coupon	3137FETN0	135,000.00	FHMS K-073 A2 3.35 01/25/2028		376.88	376.88
November 2024 Total					369,340.10	26,714.89	396,054.99
DECEMBER 2024							
12/02/2024	Coupon	023135CN4	100,000.00	AMAZON.COM INC 4.6 12/01/2025		2,300.00	2,300.00
12/09/2024	Coupon	3130AWC24	250,000.00	FEDERAL HOME LOAN BANKS 4.0 06/09/2028		5,000.00	5,000.00
12/16/2024	Coupon	161571HT4	145,000.00	CHAIT 2023-1 A 5.16 09/15/2028		623.50	623.50
12/16/2024	Coupon	362554AC1	13,454.60	GMCAR 2021-4 A3 0.68 09/16/2026		3.75	3.75
12/16/2024	Principal Paydown	362554AC1	13,454.60	GMCAR 2021-4 A3 0.68 09/16/2026	839.31		839.31
12/16/2024	Coupon	362583AD8	50,000.00	GMCAR 2023-2 A3 4.47 02/16/2028		186.25	186.25
12/16/2024	Coupon	362585AC5	29,940.03	GMCAR 2022-2 A3 3.1 02/16/2027		44.74	44.74
12/16/2024	Principal Paydown	362585AC5	29,940.03	GMCAR 2022-2 A3 3.1 02/16/2027	1,441.99		1,441.99
12/16/2024	Coupon	36268GAD7	20,000.00	GMCAR 2024-1 A3 4.85 12/18/2028		80.83	80.83
12/16/2024	Coupon	47787JAC2	29,202.03	JDOT 2022 A3 0.36 09/15/2026		28.37	28.37
12/16/2024	Principal Paydown	47787JAC2	29,202.03	JDOT 2022 A3 0.36 09/15/2026	1,592.27		1,592.27
12/16/2024	Coupon	47789QAC4	18,041.92	JDOT 2021-B A3 0.52 03/16/2026		3.13	3.13
12/16/2024	Principal Paydown	47789QAC4	18,041.92	JDOT 2021-B A3 0.52 03/16/2026	1,055.62		1,055.62
12/16/2024	Coupon	47800RAD5	35,000.00	JDOT 2024 A3 4.96 11/15/2028		144.67	144.67
12/16/2024	Coupon	58770AAC7	45,000.00	MBART 2023-1 A3 4.51 11/15/2027		153.13	153.13
12/16/2024	Principal Paydown	58770AAC7	45,000.00	MBART 2023-1 A3 4.51 11/15/2027	2,198.18		2,198.18
12/16/2024	Coupon	89238DAD0	75,000.00	TAOT 2024-A A3 4.83 10/16/2028		301.88	301.88
12/16/2024	Coupon	89238JAC9	15,298.12	TAOT 2021-D A3 0.71 04/15/2026		3.64	3.64
12/16/2024	Principal Paydown	89238JAC9	15,298.12	TAOT 2021-D A3 0.71 04/15/2026	1,096.04		1,096.04
12/16/2024	Coupon	91282CDN8	200,000.00	UNITED STATES TREASURY 1.0 12/15/2024		1,000.00	1,000.00
12/16/2024	Final Maturity	91282CDN8	200,000.00	UNITED STATES TREASURY 1.0 12/15/2024	200,000.00		200,000.00
12/18/2024	Coupon	43815EAC8	21,601.79	HAROT 2021-3 A3 0.41 11/18/2025		1.62	1.62
12/18/2024	Principal Paydown	43815EAC8	21,601.79	HAROT 2021-3 A3 0.41 11/18/2025	2,118.02		2,118.02
12/20/2024	Coupon	379929AD4	30,000.00	GMALT 2023-3 A3 5.38 11/20/2026		134.50	134.50
12/23/2024	Coupon	438123AC5	45,000.00	HAROT 2023-4 A3 5.67 06/21/2028		212.62	212.62
12/23/2024	Coupon	43815GAC3	17,303.62	HAROT 2021-4 A3 0.88 01/21/2026		5.13	5.13

CASH FLOW REPORT



Vallejo Flood & Wastewater District Cons | Account #10761 | As of March 31, 2024

Payment Date	Transaction Type	CUSIP	Quantity	Security Description	Principal Amount	Income	Total Amount
12/23/2024	Principal Paydown	43815GAC3	17,303.62	HAROT 2021-4 A3 0.88 01/21/2026	1,237.68		1,237.68
12/23/2024	Coupon	43815JAC7	35,000.00	HAROT 2023-1 A3 5.04 04/21/2027		147.00	147.00
12/23/2024	Principal Paydown	43815JAC7	35,000.00	HAROT 2023-1 A3 5.04 04/21/2027	1,617.41		1,617.41
12/25/2024	Coupon	05593AAC3	20,000.00	BMWLT 2023-1 A3 5.16 11/25/2025		9.17	9.17
12/25/2024	Principal Paydown	05593AAC3	20,000.00	BMWLT 2023-1 A3 5.16 11/25/2025	2,130.21		2,130.21
12/25/2024	Coupon	05602RAD3	27,798.93	BMWOT 2022-A A3 3.21 08/25/2026		36.99	36.99
12/25/2024	Principal Paydown	05602RAD3	27,798.93	BMWOT 2022-A A3 3.21 08/25/2026	1,466.43		1,466.43
12/25/2024	Coupon	3137BKRJ1	100,000.00	FHMS K-047 A2 3.329 05/25/2025		273.32	273.32
12/25/2024	Principal Paydown	3137BKRJ1	100,000.00	FHMS K-047 A2 3.329 05/25/2025	210.53		210.53
12/25/2024	Coupon	3137BNGT5	250,000.00	FHMS K-054 A2 2.745 01/25/2026		571.88	571.88
12/25/2024	Coupon	3137BVZ82	100,000.00	FHMS K-063 A2 3.43 01/25/2027		285.83	285.83
12/25/2024	Coupon	3137FBBX3	125,000.00	FHMS K-068 A2 3.244 08/25/2027		337.92	337.92
12/25/2024	Coupon	3137FBU79	135,000.00	FHMS K-069 A2 3.187 09/25/2027		356.10	356.10
12/25/2024	Principal Paydown	3137FBU79	135,000.00	FHMS K-069 A2 3.187 09/25/2027	229.97		229.97
12/25/2024	Coupon	3137FETN0	135,000.00	FHMS K-073 A2 3.35 01/25/2028		376.88	376.88
12/30/2024	Coupon	3133EN5E6	250,000.00	FEDERAL FARM CREDIT BANKS FUNDING CORP 4.0 12/29/2025		5,000.00	5,000.00
12/31/2024	Coupon	91282CEW7	250,000.00	UNITED STATES TREASURY 3.25 06/30/2027		4,062.50	4,062.50
December 2024 Total					217,233.65	21,685.33	238,918.99
JANUARY 2025							
01/08/2025	Coupon	3133EPVP7	250,000.00	FEDERAL FARM CREDIT BANKS FUNDING CORP 4.75 07/08/2026		5,937.50	5,937.50
01/15/2025	Coupon	161571HT4	145,000.00	CHAIT 2023-1 A 5.16 09/15/2028		623.50	623.50
01/15/2025	Coupon	47787JAC2	29,202.03	JDOT 2022 A3 0.36 09/15/2026		25.29	25.29
01/15/2025	Principal Paydown	47787JAC2	29,202.03	JDOT 2022 A3 0.36 09/15/2026	1,885.63		1,885.63
01/15/2025	Coupon	47789QAC4	18,041.92	JDOT 2021-B A3 0.52 03/16/2026		2.67	2.67
01/15/2025	Principal Paydown	47789QAC4	18,041.92	JDOT 2021-B A3 0.52 03/16/2026	1,908.23		1,908.23
01/15/2025	Coupon	47800RAD5	35,000.00	JDOT 2024 A3 4.96 11/15/2028		144.67	144.67
01/15/2025	Coupon	58770AAC7	45,000.00	MBART 2023-1 A3 4.51 11/15/2027		144.87	144.87
01/15/2025	Principal Paydown	58770AAC7	45,000.00	MBART 2023-1 A3 4.51 11/15/2027	2,162.47		2,162.47
01/15/2025	Coupon	89238DAD0	75,000.00	TAOT 2024-A A3 4.83 10/16/2028		301.88	301.88
01/15/2025	Coupon	89238JAC9	15,298.12	TAOT 2021-D A3 0.71 04/15/2026		2.99	2.99

CASH FLOW REPORT



Vallejo Flood & Wastewater District Cons | Account #10761 | As of March 31, 2024

Payment Date	Transaction Type	CUSIP	Quantity	Security Description	Principal Amount	Income	Total Amount
01/15/2025	Principal Paydown	89238JAC9	15,298.12	TAOT 2021-D A3 0.71 04/15/2026	1,075.35		1,075.35
01/15/2025	Coupon	91282CJT9	250,000.00	UNITED STATES TREASURY 4.0 01/15/2027		5,000.00	5,000.00
01/16/2025	Coupon	362554AC1	13,454.60	GMCAR 2021-4 A3 0.68 09/16/2026		3.28	3.28
01/16/2025	Principal Paydown	362554AC1	13,454.60	GMCAR 2021-4 A3 0.68 09/16/2026	823.42		823.42
01/16/2025	Coupon	362583AD8	50,000.00	GMCAR 2023-2 A3 4.47 02/16/2028		186.25	186.25
01/16/2025	Coupon	362585AC5	29,940.03	GMCAR 2022-2 A3 3.1 02/16/2027		41.01	41.01
01/16/2025	Principal Paydown	362585AC5	29,940.03	GMCAR 2022-2 A3 3.1 02/16/2027	1,409.43		1,409.43
01/16/2025	Coupon	36268GAD7	20,000.00	GMCAR 2024-1 A3 4.85 12/18/2028		80.83	80.83
01/20/2025	Coupon	379929AD4	30,000.00	GMALT 2023-3 A3 5.38 11/20/2026		134.50	134.50
01/20/2025	Coupon	43815EAC8	21,601.79	HAROT 2021-3 A3 0.41 11/18/2025		0.90	0.90
01/20/2025	Principal Paydown	43815EAC8	21,601.79	HAROT 2021-3 A3 0.41 11/18/2025	2,072.82		2,072.82
01/21/2025	Coupon	438123AC5	45,000.00	HAROT 2023-4 A3 5.67 06/21/2028		212.62	212.62
01/21/2025	Coupon	43815GAC3	17,303.62	HAROT 2021-4 A3 0.88 01/21/2026		4.22	4.22
01/21/2025	Principal Paydown	43815GAC3	17,303.62	HAROT 2021-4 A3 0.88 01/21/2026	1,208.43		1,208.43
01/21/2025	Coupon	43815JAC7	35,000.00	HAROT 2023-1 A3 5.04 04/21/2027		140.21	140.21
01/21/2025	Principal Paydown	43815JAC7	35,000.00	HAROT 2023-1 A3 5.04 04/21/2027	2,259.60		2,259.60
01/27/2025	Coupon	05593AAC3	20,000.00	BMWLT 2023-1 A3 5.16 11/25/2025		0.01	0.01
01/27/2025	Effective Maturity	05593AAC3	20,000.00	BMWLT 2023-1 A3 5.16 11/25/2025	1.93		1.93
01/27/2025	Coupon	05602RAD3	27,798.93	BMWOT 2022-A A3 3.21 08/25/2026		33.07	33.07
01/27/2025	Principal Paydown	05602RAD3	27,798.93	BMWOT 2022-A A3 3.21 08/25/2026	1,438.89		1,438.89
01/27/2025	Coupon	3137BKRJ1	100,000.00	FHMS K-047 A2 3.329 05/25/2025		272.73	272.73
01/27/2025	Principal Paydown	3137BKRJ1	100,000.00	FHMS K-047 A2 3.329 05/25/2025	1,668.94		1,668.94
01/27/2025	Coupon	3137BNGT5	250,000.00	FHMS K-054 A2 2.745 01/25/2026		571.88	571.88
01/27/2025	Principal Paydown	3137BNGT5	250,000.00	FHMS K-054 A2 2.745 01/25/2026	7,096.26		7,096.26
01/27/2025	Coupon	3137BVZ82	100,000.00	FHMS K-063 A2 3.43 01/25/2027		285.83	285.83
01/27/2025	Coupon	3137FBBX3	125,000.00	FHMS K-068 A2 3.244 08/25/2027		337.92	337.92
01/27/2025	Coupon	3137FBU79	135,000.00	FHMS K-069 A2 3.187 09/25/2027		355.49	355.49
01/27/2025	Principal Paydown	3137FBU79	135,000.00	FHMS K-069 A2 3.187 09/25/2027	216.03		216.03
01/27/2025	Coupon	3137FETN0	135,000.00	FHMS K-073 A2 3.35 01/25/2028		376.88	376.88
01/30/2025	Coupon	3133EPZY4	250,000.00	FEDERAL FARM CREDIT BANKS FUNDING CORP 5.0 07/30/2026		6,250.00	6,250.00
01/31/2025	Coupon	912828Z52	200,000.00	UNITED STATES TREASURY 1.375 01/31/2025		1,375.00	1,375.00

CASH FLOW REPORT



Vallejo Flood & Wastewater District Cons | Account #10761 | As of March 31, 2024

Payment Date	Transaction Type	CUSIP	Quantity	Security Description	Principal Amount	Income	Total Amount
01/31/2025	Final Maturity	912828Z52	200,000.00	UNITED STATES TREASURY 1.375 01/31/2025	200,000.00		200,000.00
01/31/2025	Coupon	91282CJW2	250,000.00	UNITED STATES TREASURY 4.0 01/31/2029		5,000.00	5,000.00
January 2025 Total					225,227.43	27,845.98	253,073.41
FEBRUARY 2025							
02/03/2025	Coupon	06406RBN6	125,000.00	BANK OF NEW YORK MELLON CORP 4.543 02/01/2029		2,839.38	2,839.38
02/06/2025	Coupon	857477BR3	35,000.00	STATE STREET CORP 1.746 02/06/2026		305.55	305.55
02/10/2025	Coupon	69371RS56	125,000.00	PACCAR FINANCIAL CORP 5.05 08/10/2026		3,156.25	3,156.25
02/14/2025	Coupon	3133EPSW6	270,000.00	FEDERAL FARM CREDIT BANKS FUNDING CORP 4.5 08/14/2026		6,075.00	6,075.00
02/14/2025	Coupon	89236TKX2	150,000.00	TOYOTA MOTOR CREDIT CORP 5.0 08/14/2026		3,750.00	3,750.00
02/17/2025	Coupon	161571HT4	145,000.00	CHAIT 2023-1 A 5.16 09/15/2028		623.50	623.50
02/17/2025	Coupon	362554AC1	13,454.60	GM CAR 2021-4 A3 0.68 09/16/2026		2.81	2.81
02/17/2025	Principal Paydown	362554AC1	13,454.60	GM CAR 2021-4 A3 0.68 09/16/2026	811.62		811.62
02/17/2025	Coupon	362583AD8	50,000.00	GM CAR 2023-2 A3 4.47 02/16/2028		186.25	186.25
02/17/2025	Principal Paydown	362583AD8	50,000.00	GM CAR 2023-2 A3 4.47 02/16/2028	2,401.93		2,401.93
02/17/2025	Coupon	362585AC5	29,940.03	GM CAR 2022-2 A3 3.1 02/16/2027		37.37	37.37
02/17/2025	Principal Paydown	362585AC5	29,940.03	GM CAR 2022-2 A3 3.1 02/16/2027	1,386.75		1,386.75
02/17/2025	Coupon	36268GAD7	20,000.00	GM CAR 2024-1 A3 4.85 12/18/2028		80.83	80.83
02/17/2025	Coupon	47787JAC2	29,202.03	JDOT 2022 A3 0.36 09/15/2026		21.64	21.64
02/17/2025	Principal Paydown	47787JAC2	29,202.03	JDOT 2022 A3 0.36 09/15/2026	1,415.45		1,415.45
02/17/2025	Coupon	47789QAC4	18,041.92	JDOT 2021-B A3 0.52 03/16/2026		1.84	1.84
02/17/2025	Principal Paydown	47789QAC4	18,041.92	JDOT 2021-B A3 0.52 03/16/2026	1,691.85		1,691.85
02/17/2025	Coupon	47800RAD5	35,000.00	JDOT 2024 A3 4.96 11/15/2028		144.67	144.67
02/17/2025	Coupon	58770AAC7	45,000.00	MBART 2023-1 A3 4.51 11/15/2027		136.74	136.74
02/17/2025	Principal Paydown	58770AAC7	45,000.00	MBART 2023-1 A3 4.51 11/15/2027	2,139.69		2,139.69
02/17/2025	Coupon	89238DAD0	75,000.00	TAOT 2024-A A3 4.83 10/16/2028		301.88	301.88
02/17/2025	Coupon	89238JAC9	15,298.12	TAOT 2021-D A3 0.71 04/15/2026		2.35	2.35
02/17/2025	Principal Paydown	89238JAC9	15,298.12	TAOT 2021-D A3 0.71 04/15/2026	1,058.48		1,058.48
02/18/2025	Coupon	43815EAC8	21,601.79	HAROT 2021-3 A3 0.41 11/18/2025		0.19	0.19
02/18/2025	Effective Maturity	43815EAC8	21,601.79	HAROT 2021-3 A3 0.41 11/18/2025	562.60		562.60
02/18/2025	Coupon	912828K74	200,000.00	UNITED STATES TREASURY 2.0 08/15/2025		2,000.00	2,000.00

CASH FLOW REPORT



Vallejo Flood & Wastewater District Cons | Account #10761 | As of March 31, 2024

Payment Date	Transaction Type	CUSIP	Quantity	Security Description	Principal Amount	Income	Total Amount
02/18/2025	Coupon	912828V98	250,000.00	UNITED STATES TREASURY 2.25 02/15/2027		2,812.50	2,812.50
02/20/2025	Coupon	379929AD4	30,000.00	GMALT 2023-3 A3 5.38 11/20/2026		134.50	134.50
02/20/2025	Principal Paydown	379929AD4	30,000.00	GMALT 2023-3 A3 5.38 11/20/2026	2,551.71		2,551.71
02/21/2025	Coupon	438123AC5	45,000.00	HAROT 2023-4 A3 5.67 06/21/2028		212.62	212.62
02/21/2025	Coupon	43815GAC3	17,303.62	HAROT 2021-4 A3 0.88 01/21/2026		3.34	3.34
02/21/2025	Principal Paydown	43815GAC3	17,303.62	HAROT 2021-4 A3 0.88 01/21/2026	1,183.63		1,183.63
02/21/2025	Coupon	43815JAC7	35,000.00	HAROT 2023-1 A3 5.04 04/21/2027		130.72	130.72
02/21/2025	Principal Paydown	43815JAC7	35,000.00	HAROT 2023-1 A3 5.04 04/21/2027	2,226.20		2,226.20
02/24/2025	Coupon	037833BY5	150,000.00	APPLE INC 3.25 02/23/2026		2,437.50	2,437.50
02/25/2025	Coupon	05602RAD3	27,798.93	BMWOT 2022-A A3 3.21 08/25/2026		29.22	29.22
02/25/2025	Principal Paydown	05602RAD3	27,798.93	BMWOT 2022-A A3 3.21 08/25/2026	1,317.35		1,317.35
02/25/2025	Coupon	3133ENPY0	200,000.00	FEDERAL FARM CREDIT BANKS FUNDING CORP 1.75 02/25/2025		1,750.00	1,750.00
02/25/2025	Final Maturity	3133ENPY0	200,000.00	FEDERAL FARM CREDIT BANKS FUNDING CORP 1.75 02/25/2025	200,000.00		200,000.00
02/25/2025	Coupon	3137BKRJ1	100,000.00	FHMS K-047 A2 3.329 05/25/2025		268.10	268.10
02/25/2025	Principal Paydown	3137BKRJ1	100,000.00	FHMS K-047 A2 3.329 05/25/2025	6,347.03		6,347.03
02/25/2025	Coupon	3137BNGT5	250,000.00	FHMS K-054 A2 2.745 01/25/2026		555.64	555.64
02/25/2025	Principal Paydown	3137BNGT5	250,000.00	FHMS K-054 A2 2.745 01/25/2026	437.32		437.32
02/25/2025	Coupon	3137BVZ82	100,000.00	FHMS K-063 A2 3.43 01/25/2027		285.83	285.83
02/25/2025	Coupon	3137FBBX3	125,000.00	FHMS K-068 A2 3.244 08/25/2027		337.92	337.92
02/25/2025	Coupon	3137FBU79	135,000.00	FHMS K-069 A2 3.187 09/25/2027		354.92	354.92
02/25/2025	Principal Paydown	3137FBU79	135,000.00	FHMS K-069 A2 3.187 09/25/2027	216.74		216.74
02/25/2025	Coupon	3137FETN0	135,000.00	FHMS K-073 A2 3.35 01/25/2028		376.88	376.88
02/26/2025	Coupon	17275RBQ4	75,000.00	CISCO SYSTEMS INC 4.8 02/26/2027		1,800.00	1,800.00
02/26/2025	Coupon	17275RBR2	100,000.00	CISCO SYSTEMS INC 4.85 02/26/2029		2,425.00	2,425.00
02/28/2025	Coupon	912828YD6	250,000.00	UNITED STATES TREASURY 1.375 08/31/2026		1,718.75	1,718.75
02/28/2025	Coupon	912828ZC7	200,000.00	UNITED STATES TREASURY 1.125 02/28/2025		1,125.00	1,125.00
02/28/2025	Final Maturity	912828ZC7	200,000.00	UNITED STATES TREASURY 1.125 02/28/2025	200,000.00		200,000.00
02/28/2025	Coupon	91282CFH9	250,000.00	UNITED STATES TREASURY 3.125 08/31/2027		3,906.25	3,906.25
February 2025 Total					425,748.35	40,330.94	466,079.28
Grand Total			48,245,380.48		23,775,534.77	351,963.22	24,127,497.98

IMPORTANT DISCLOSURES



Vallejo Flood & Wastewater District Cons | Account #10761 | As of March 31, 2024

Chandler Asset Management, Inc. (“Chandler”) is an SEC registered investment adviser. For additional information about our firm, please see our current disclosures (Form ADV). To obtain a copy of our current disclosures, you may contact your client service representative by calling the number on the front of this statement or you may visit our website at www.chandlerasset.com.

Information contained in this monthly statement is confidential and is provided for informational purposes only and should not be construed as specific investment or legal advice. The information contained herein was obtained from sources believed to be reliable as of the date of this statement, but may become outdated or superseded at any time without notice.

Custody: Your qualified custodian bank maintains control of all assets reflected in this statement and we urge you to compare this statement to the one you receive from your qualified custodian. Chandler does not have any authority to withdraw or deposit funds from/to the custodian account.

Valuation: Prices are provided by IDC, an independent pricing source. In the event IDC does not provide a price or if the price provided is not reflective of fair market value, Chandler will obtain pricing from an alternative approved third party pricing source in accordance with our written valuation policy and procedures. Our valuation procedures are also disclosed in Item 5 of our Form ADV Part 2A.

Performance: Performance results are presented gross-of-advisory fees and represent the client’s Total Return. The deduction of advisory fees lowers performance results. These results include the reinvestment of dividends and other earnings. Past performance may not be indicative of future results. Therefore, clients should not assume that future performance of any specific investment or investment strategy will be profitable or equal to past performance levels. All investment strategies have the potential for profit or loss. Economic factors, market conditions or changes in investment strategies, contributions or withdrawals may materially alter the performance and results of your portfolio.

Source Ice Data Indices, LLC (“ICE”), used with permission. ICE PERMITS USE OF THE ICE INDICES AND RELATED DATA ON AN “AS IS” BASIS; ICE, ITS AFFILIATES AND THEIR RESPECTIVE THIRD PARTY SUPPLIERS DISCLAIM ANY AND ALL WARRANTIES AND REPRESENTATIONS, EXPRESS AND/OR IMPLIED, INCLUDING ANY WARRANTIES OF MERCHANTABILITY OR FITNESS FOR A PARTICULAR PURPOSE OR USE, INCLUDING THE INDICES, INDEX DATA AND ANY DATA INCLUDED IN, RELATED TO, OR DERIVED THEREFROM. NEITHER ICE DATA, ITS AFFILIATES OR THEIR RESPECTIVE THIRD PARTY PROVIDERS GUARANTEE THE QUALITY, ADEQUACY, ACCURACY, TIMELINESS OR COMPLETENESS OF THE INDICES OR THE INDEX DATA OR ANY COMPONENT THEREOF, AND THE INDICES AND INDEX DATA AND ALL COMPONENTS THEREOF ARE PROVIDED ON AN “AS IS” BASIS AND LICENSEE’S USE IS AT LICENSEE’S OWN RISK. ICE DATA, ITS AFFILIATES AND THEIR RESPECTIVE THIRD PARTY DO NOT SPONSOR, ENDORSE, OR RECOMMEND CHANDLER, OR ANY OF ITS PRODUCTS OR SERVICES.

Index returns assume reinvestment of all distributions. Historical performance results for investment indexes generally do not reflect the deduction of transaction and/or custodial charges or the deduction of an investment management fee, the incurrence of which would have the effect of decreasing historical performance results. It is not possible to invest directly in an index.

Ratings: Ratings information have been provided by Moody’s, S&P and Fitch through data feeds we believe to be reliable as of the date of this statement, however we cannot guarantee its accuracy.

Security level ratings for U.S. Agency issued mortgage-backed securities (“MBS”) reflect the issuer rating because the securities themselves are not rated. The issuing U.S. Agency guarantees the full and timely payment of both principal and interest and carries a AA+/Aaa/AAA by S&P, Moody’s and Fitch respectively.



General Manager
Mark Tomko

May 14, 2024

Board Communication

Consent Calendar, Section 4G

TO: The Honorable President and Board of Trustees

FROM: Mark Tomko, General Manager

PREPARED BY: Bill Ash, Associate Engineer

SUBJECT: Receive Information Update on Mare Island – May 2024

RECOMMENDATION

Receive and file information updates on Mare Island for May 2024.

BACKGROUND AND DISCUSSION

The purpose of this Board Communication is to summarize recent activity on Mare Island that involved the Vallejo Flood and Wastewater District.

RECENT UPDATES

The following items represent a summary of specific updates since the last meeting of the Board of Trustees:

Permitting

321 Azuar Drive (BP24-00254) – Antenna modification to an existing Verizon Wireless cell site.

- A. This project does not include sanitary sewer or storm drain facilities or impacts. Therefore, no review by the District is required. Permit returned 2/28/2024.

321 Azuar Drive (BP24-00049) – New Cell Site, Antennas and Equipment.

- A. This project does not include sanitary sewer or storm drain facilities or impacts. Therefore, no review by the District is required. Permit returned 4/15/2024.

Building Demolition (DM23-00027) – Demolition of Building 720, a 6,147 square feet (sqft) wooden structure located at 425 Waterfront Avenue, adjacent to Berth 20.

- A. The District met with the Mare Island Company (MIC) on 10/19/2023 to discuss preferred cutoff location of the sewer line.
- B. After investigation, a sewer line cutoff/plug location was determined, and MIC is moving forward with the demolition of Building 720.
- C. The District was informed that the sewer line was plugged at the identified location on or around 11/29/2023.
- D. Demolition of Building 720 has been completed.

Building Demolition (DM23-00029) – Demolition of Building 742A, a 1,452 sqft wooden bathroom structure on the west side of Building 742, located at 1290 Nimitz Avenue.

- A. The District evaluated cutoff locations of the sewer line with MIC.
- B. After investigation, a sewer line cutoff location was determined, and MIC is moving forward with the demolition of Building 742A.

- C. Demolition of Building 742A has been completed.

Mare Island Infrastructure Assessment (MIIA)

The Monthly Project Management Meeting was held on April 1, 2024. The discussion centered around the status of the draft chapters that will make up the assessment, the review schedule, and the sanitary sewer capacity and flow field investigation.

- A. The sanitary sewer capacity and flow field investigation was conducted on March 12, 2024. West Yost (WY) concluded that a flow monitor may have reported incorrect data and plans to perform additional flow monitoring. Additional flow monitoring was started on April 16, 2024, with a simulated storm event conducted on April 18, 2024. The flow monitors are intended to remain in place for two weeks and should provide the necessary data to finalize the flow model.
- B. WY provided a Phase 2 CCTV inspection plan that will capture much of the sanitary sewer infrastructure around the proposed Connolly Corridor development area. This work is estimated to begin the week of April 29, 2024, and should be completed within 5 to 7 working days.
- C. Documents and Technical Memorandums (TM) Provided for Review and Comment:
 - a. Draft of Chapter 4, the Storm Drainage section of the report was provided for District information and review on April 2, 2024.
 - b. Draft of Chapter 6, the Geotechnical Evaluation section of the report was provided for District information and review on March 14, 2024. A cursory review by the District was performed, and a response was provided on April 19, 2024.
 - c. Draft of Chapter 3, the Water section of the report was provided for District information and review on March 28, 2024. A cursory review by the District was performed, and a response was provided on April 19, 2024.

DOM 4 Lift Station

- A. The District advertised the DOM 4 Lift Station MCC and CP Replacement Project (CWP013) for bid on February 6, 2024, and held a well-attended mandatory pre-bid meeting on February 22, 2024.
- B. The District received three bids on March 21, 2024, with the low bid being submitted by Mike Brown Electric for \$640,100. The project was awarded to Mike Brown Electric as part of the Meeting of the Board of Trustees on March 12, 2024.
- C. The District is currently working with Mike Brown Electric to ensure all contractual documentation is provided and approved. The project is anticipated to start in mid-May.

ONGOING ITEMS AND SUPPLEMENTAL INFORMATION

The following items represent ongoing tasks related to Mare Island being managed or coordinated by the District:

Permitting

110 Pintado Street (BP22-00906) - Mare Island Art Studios

- A. The applicant for the Mare Island Art Studios has contacted the District to finalize this permit and the District is in discussions to enable this to move forward.
- B. The District continues to work with the Mare Island Company (MIC) to address deficiencies in the sewer system, including the DOM 3 Lift Station that serves the Mare Island Art Studios location and met with MIC on November 30, 2023, to discuss ways MIC may be able to help address these issues and avoid potential development limitations.

- C. The applicant spoke at the December 12, 2023, Board Meeting to find a resolution to proceed with the City Business License and Building Permit that has not been approved by the District.
- D. The current status of the permit is, "Awaiting Resubmittal."
- E. No further updates.

975 Nimitz Avenue (BP22-00306) – Tenant Improvement to convert second floor of Building 483 to wine barrel storage.

- A. The District Conditionally Approved the project on May 5, 2023, pending receipt and approval of the designs for the pH Pre-Treatment System and Flow Monitoring/Sampling Station.
- B. The District Environmental Compliance Division (ECD) coordinated with the applicant to resolve design challenges related to the pre-treatment system and gave their approval on September 22, 2023.
- C. The Applicant responded on January 10, 2024, that the pH dosing system was going to be cost prohibitive and they are looking for other alternatives to move the project forward. The District acknowledged this change in a response on January 24, 2024.
- D. The current status of the permit is, "Finalized"; however, the District has not performed any inspections nor has the change in operation necessitating the pre-treatment system been communicated.
- E. No further updates.

Preliminary Review (PR23-0004) – Use of Berth 18 for Materials Handling Facility by PG&E for dewatering and off-haul of dredged materials.

- A. No updates.

Preliminary Review (PR24-0001) – Proposed EV test track for autonomous Glydways transit system.

- A. The District met with Mare Island Company and Applicant on March 21, 2024, to discuss project details and permit requirements. Due to lack of wet weather capacity on Mare Island, the Applicant was advised that a sanitary sewer connection could not be accommodated at this time and a storage tank, or temporary facilities may be required.
- B. The Applicant was notified that any connection to the existing storm drainage infrastructure would require CCTV inspection and possible Hydraulic & Hydrology evaluation to confirm available capacity and serviceability of infrastructure.
- C. No further updates.

DOM 3 Lift Station

- A. DOM 3 is a sewer lift station that pumps sewer flow on Mare Island to DOM 4. Various maintenance activities are required for DOM 3 including the replacement of both pumps and the influent valves. To accomplish this, sediment built up in the wet well will need to be removed. The sediment was tested and found to be contaminated by heavy metals and will need to be disposed of at a suitable location.
- B. On October 14, 2022, DOM 3 Pump 1 experienced a failure of the pump volute due to excessive corrosion that flooded the dry well. District staff responded to pump down the

- flooded area and isolate the failed pump. Currently, DOM 3 is operating on a single, heavily corroded pump with no redundancy and has been for the past year.
- C. The cost estimate received for sediment removal and disposal is \$67,850 on a Time & Materials basis. The materials estimate prepared by the District to replace both pumps and influent valves is \$104,000.

FUNDING

The District has reached out to the City of Vallejo and Mare Island Company to collaborate on efforts to lobby for funding for Mare Island infrastructure.

ENVIRONMENTAL REVIEW

This is an administrative update and is not considered a project under CEQA per Section 15378; therefore, no environmental review is required.

FISCAL IMPACT

The fiscal impact of connection fees, operation and maintenance costs, and capital costs is part of ongoing discussion with MIC/City.

DOCUMENTS ATTACHED

- A. None

CONTACT PERSON

Bill Ash, Associate Engineer, (707) 558-3409

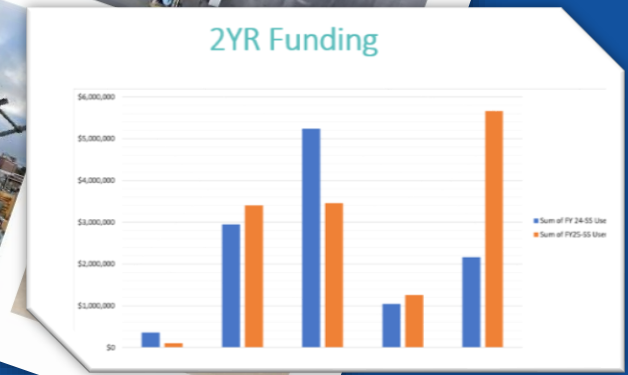
CAPITAL IMPROVEMENT PROGRAM

FISCAL YEARS 2024 & 2025
MID-CYCLE UPDATE



AGENDA

- Brief History
- CIP Update
- What's next



HISTORY

- **Complete Infrastructure Assessments and Master Planning Documents**
- **Prepare Goals, Rate Study and Fee Structure**
 - **Develop CIP Budget**



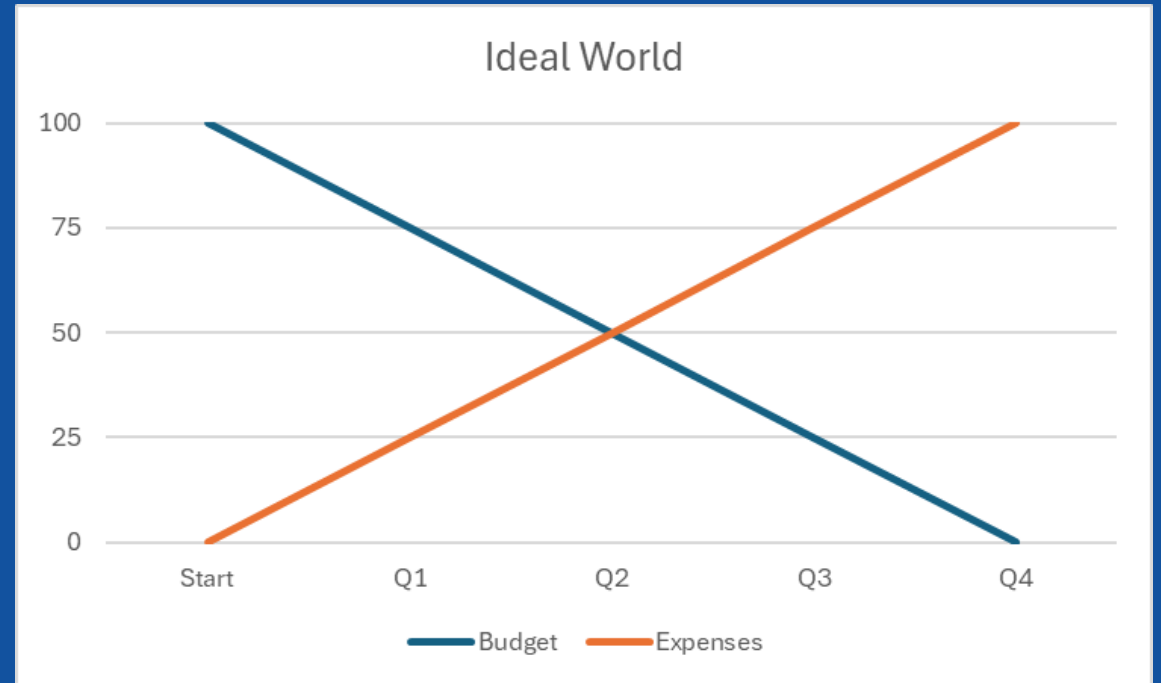
CAPITAL IMPROVEMENT PROGRAM ASSESSMENT

- Perform critical projects, in the expected delivery time frame
- Report the results to stakeholders

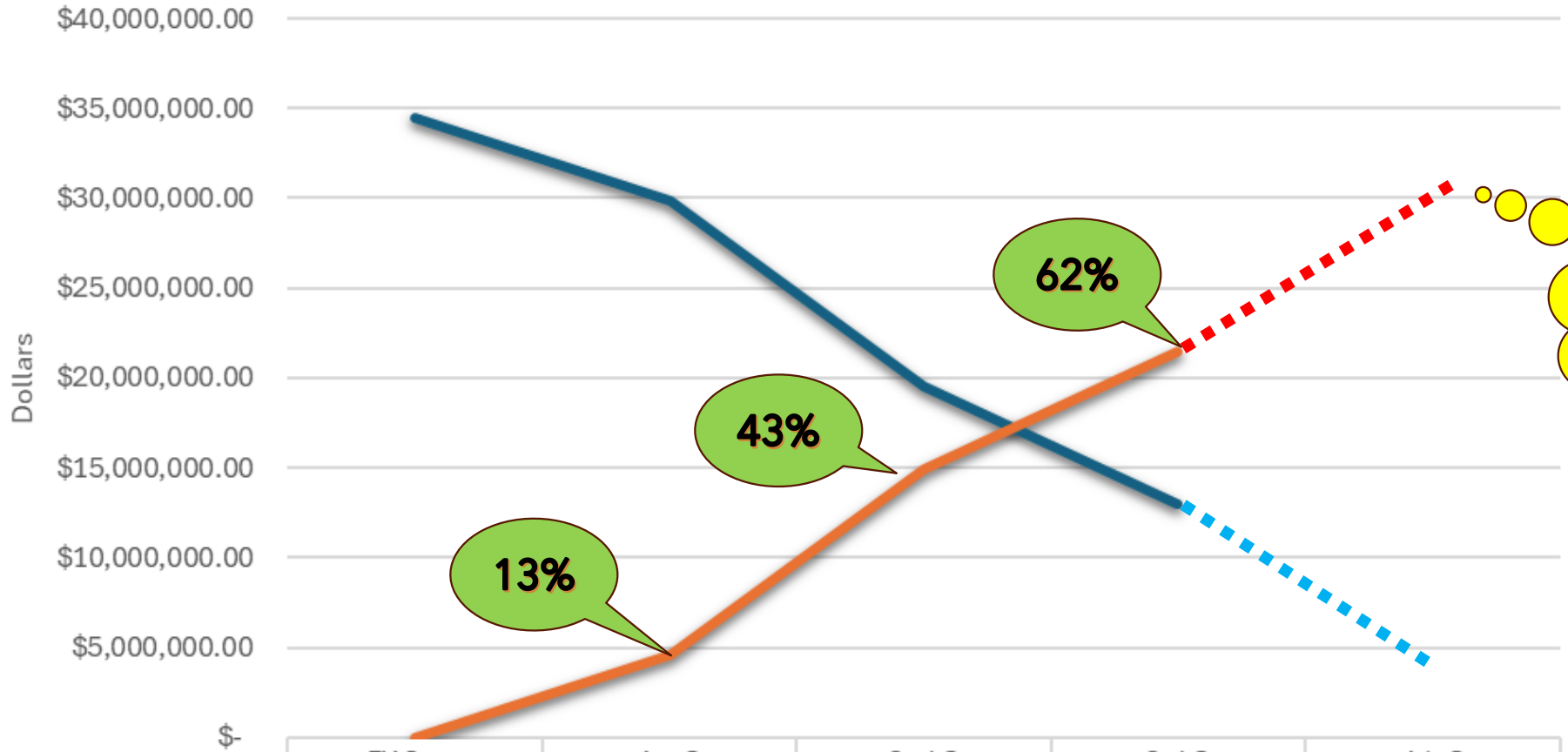


FISCAL YEAR (FY) 2024 CIP EFFECTIVENESS

- What's a good measure of effectiveness?
- Projects programmed vs. completed
- Dollars spent vs. Budgeted

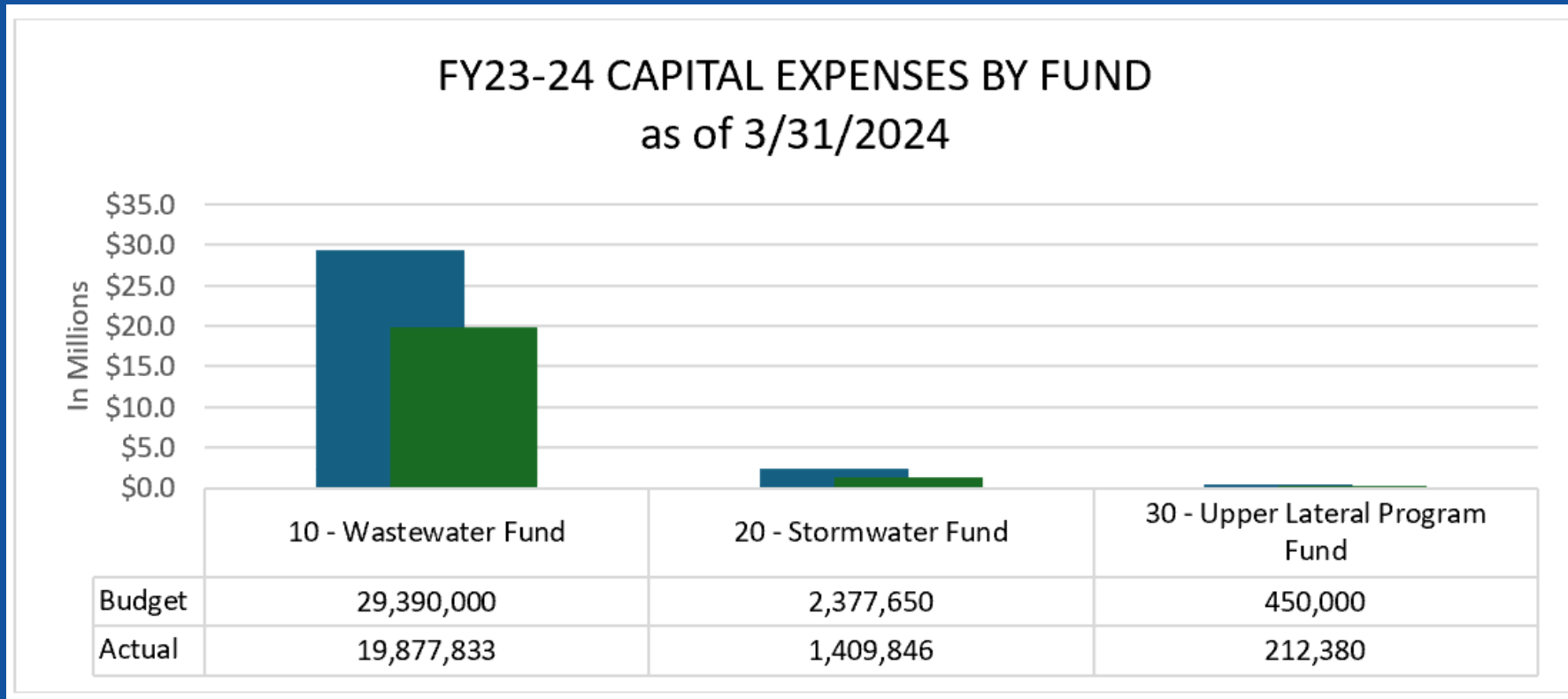


FY24 - Budget vs. Expenditures



	FY Start	1st Q	2nd Q	3rd Q	4th Q
Budget	\$34,453,325.00	\$29,880,524.00	\$19,502,531.00	\$12,953,266.00	Est. \$31M
Expenditures	0	\$4,572,801.00	\$14,950,794.00	\$21,500,059.00	

FISCAL YEAR 2024 CIP RESULTS BY FUND (1ST - 3RD Q)



PROGRAM ACCURACY AND EFFECTIVENESS

OVERALL PROGRAM SUCCESS—

Major projects scheduled in active Construction - 9/10



Major Studies in progress of budgeted – 8/9



Sewer Projects in construction or complete – 15/18



Storm Water Projects finished of budgeted – 3/5



OVERALL THOUGHTS AND WHAT'S NEXT TO COME

THANK YOU
ANY QUESTIONS?

