

# Vallejo Flood and Wastewater District



## Regular Meeting Agenda

Tuesday, September 10, 2024  
6:00 PM

City of Vallejo Council Chambers  
555 Santa Clara Street  
Vallejo, CA 94590

### Board of Trustees

*President Robert McConnell*  
*Trustee Tina Arriola*  
*Trustee Peter Bregenzer*  
*Trustee Erin Hannigan*  
*Vice President Mina Loera-Diaz*  
*Trustee Diosdado "JR" Matulac*  
*Trustee Charles Palmares*  
*Trustee Rozzana Verder-Aliga*

**NOTE: IF THE MEETING HAS NOT BEGUN AT 6:00 PM, IT MAY BE DUE TO THE VALLEJO CITY COUNCIL MEETING BEING IN SESSION PAST 6:00 PM, AND THIS REGULAR MEETING WILL BEGIN FOLLOWING THAT MEETING'S ADJOURNMENT.**

Members of the public will be able to participate in-person or remotely via Zoom.

Members of the public interested in participating or observing the regular meeting remotely can join the Zoom webinar: <https://ZoomRegular.CityOfVallejo.net>.

Hybrid Options are available for members of the public to participate during Closed Session. To participate remotely visit <https://ZoomClosed.CityofVallejo.net>.

Option to join by phone: Dial (669) 900-6833

Enter Meeting ID: 8452542999#

Press \*9 to digitally raise your hand from the phone

Press \*6 to Unmute/Mute

For additional instructions on how to speak during public comment, please visit, [www.cityofvallejo.net/publiccomment](http://www.cityofvallejo.net/publiccomment).

The meeting may also be viewed on Comcast Channel 28, or via the District's live stream found on the City of Vallejo Agendas & Videos page via the following link:

[https://ci.vallejo.ca.us/our\\_city/departments\\_divisions/city\\_manager/city\\_clerk/city\\_agendas\\_videos](https://ci.vallejo.ca.us/our_city/departments_divisions/city_manager/city_clerk/city_agendas_videos).

**PUBLIC COMMENT:** Members of the Public may provide public comments during the Board Meeting in person, via Zoom, via phone by dialing (669) 900-6833, or via email. For additional instructions on how to provide public comment, please visit the District's Public Comment page.

Members of the public shall have the opportunity to comment on any item listed on this notice before or during consideration of that item by emailing as defined above. No other items may be discussed during this meeting.

The District will use its best efforts to respond to any requests for disability-related modifications or accommodations, aids or services. Such requests should be made to the Clerk of the Board's office no less than 48 hours prior to the meeting as required by Section 202 of the Americans with Disabilities Act of 1990 and the federal rules and regulations adopted in implementation thereof. Please contact our office at (707) 644-8949.

Any writings or documents related to an agenda item for the open session of this meeting are available for public inspection on our website at [www.vallejowastewater.org](http://www.vallejowastewater.org) or at the District offices located at 450 Ryder Street, Vallejo, CA 94590. Note: Meetings are held at City Hall and not at the District's offices.

1. **CALL TO ORDER**
2. **ROLL CALL AND PLEDGE OF ALLEGIANCE**
3. **COMMENTS ON CONSENT CALENDAR BY MEMBERS OF THE PUBLIC:** Members of the public wishing to address the Board on Consent Calendar Items are requested to follow the procedures noted [here](#). Each speaker is limited to five minutes. Requests for removal of Consent Items received from the public are subject to approval by a majority vote of the Board of Trustees. Items removed from the Consent Calendar will be heard immediately after approval of the Consent Calendar and Agenda.
4. **CONSENT CALENDAR AND APPROVAL OF AGENDA:** All matters are approved under one motion unless requested to be removed for discussion by the Board, General Manager, or requested for removal by a member of the public, which requires approval by a majority vote of the Board.

A. Approval of Minutes

RECOMMENDATION

Approve minutes from the Board of Trustees regular meeting held July 9, 2024 and the special meeting held August 5, 2024.

B. Conflict of Interest Code Amendment

RECOMMENDATION

Adopt a resolution approving the proposed amendments to the District's Conflict of Interest Code.

C. Disbursement Register

RECOMMENDATION

Adopt a resolution approving the Disbursements Register for September 10, 2024.

D. June Monthly Investment Report

RECOMMENDATION

Receive and file the Monthly Investment Report for June 2024.

E. July Monthly Investment Report

RECOMMENDATION

Receive and file the Monthly Investment Report for July 2024.

- F. Fourth Quarter Budget to Actual Report Fiscal Year (FY) 2023-2024.

RECOMMENDATION

Receive and file fourth quarter budget to actual report for Fiscal Year (FY) 2023-2024 ending June 30, 2024.

- G. Mare Island Update

RECOMMENDATION

Receive and file information update on Mare Island for September 2024.

- H. Contract Farming on Tubbs Island

RECOMMENDATION

Authorize General Manager to execute the lease for contract farming on Tubbs Island.

**5. ADMINISTRATIVE ITEMS**

- A. Presentation Biotower Rehab Project and Odor Control Measures

RECOMMENDATION

Receive and file presentation on Biotower Rehab Project and Odor Control Measures.

- B. Strategic Plan

RECOMMENDATION

Approve adoption of the new strategic plan for the District.

**6. PUBLIC HEARING**

- A. Revised Upper Lateral Ordinance

RECOMMENDATION

Conduct public hearing and consider adoption of a revised upper lateral ordinance as follows:

1. Open Public Hearing on adoption of revised Ordinance regarding upper laterals and the owner-initiated upper lateral replacement reimbursement program.
2. Receive public comment.
3. Close Public Hearing.
4. Adopt revised Ordinance.

**7. GENERAL MANAGER'S REPORT**

8. **COMMUNITY FORUM:** *Anyone wishing to address the Board on any matter for which another opportunity to speak is not provided on the agenda and which is within the jurisdiction of the Board to resolve may follow the procedures noted [here](#). Pursuant to VFWD Rules of Procedure, Community Forum is limited to 15 minutes, with each speaker limited to three minutes.*

9. **REPORTS BY PRESIDING OFFICERS AND TRUSTEES**

10. **CLOSED SESSION**

The Board may recess to consider matters of pending litigation (GC 54956.9), personnel (GC 54957), labor relations (GC 54957.6), and real property negotiations (GC 54956.8). Records are not available for public inspection.

A. Adjourn to CLOSED SESSION – CONFERENCE WITH LEGAL COUNSEL – ANTICIPATED LITIGATION (Gov. Code § 54956.9(d)(4))  
*Initiation of litigation: 1 case*

B. Reconvene to Open Session: Report on action taken by the Board during Closed Session, if any, pursuant to California Government Code Section 54957.

11. **ADJOURNMENT**

I, EDUARDO CASTILLO GOMEZ, Clerk of the Board for the Vallejo Flood and Wastewater District, declare that the foregoing agenda for the September 10, 2024, Regular Meeting was posted and available for review by the required time as prescribed by law at the District office located at 450 Ryder Street, Vallejo, California. This agenda is also available electronically on the District website at [www.vallejowastewater.org](http://www.vallejowastewater.org).

# Vallejo Flood and Wastewater District



## Regular Meeting Minutes

Tuesday, July 9, 2024  
6:00 PM

City of Vallejo Council Chambers  
555 Santa Clara Street  
Vallejo, CA 94590

### Board of Trustees

*President Robert McConnell*  
*Trustee Tina Arriola*  
*Trustee Peter Bregenzer*  
*Trustee Erin Hannigan*  
*Vice President Mina Loera-Diaz*  
*Trustee Diosdado "JR" Matulac*  
*Trustee Charles Palmares*  
*Trustee Rozzana Verder-Aliga*

**1. CALL TO ORDER**

President McConnell called the meeting to order at approximately 6:00 p.m.

**2. ROLL CALL AND PLEDGE OF ALLEGIANCE**

**Present:** President McConnell, Trustee Arriola, Trustee Bregenzer, Vice-President Loera-Diaz, Trustee Matulac, Trustee Verder-Aliga

**Absent:** Trustee Hannigan, Trustee Palmares

The pledge of allegiance was held.

**3. COMMENTS ON CONSENT CALENDAR BY MEMBERS OF THE PUBLIC**

None

**4. CONSENT CALENDAR AND APPROVAL OF AGENDA:**

A motion was made by Vice President Loera-Diaz to approve the Consent Calendar. The motion carried by the following vote:

**AYES:** President McConnell, Trustee Arriola, Trustee Bregenzer, Vice President Loera-Diaz, Trustee Matulac, Trustee Verder-Aliga.

**NOES:** None

**ABSTAIN:** None

**ABSENT:** Trustee Hannigan, Trustee Palmares.

**A. Approval of Minutes**RECOMMENDATION

Approve minutes from the Board of Trustees regular meeting held June 11, 2024.

ACTION TAKEN

Minutes approved.

**B. Disbursement Register**RECOMMENDATION

Adopt a resolution approving the Disbursements Register for July 9, 2024.

ACTION TAKEN

Adopted as Resolution Number 2024-6118.

C. Award Construction Contract to Koios Engineering, Incorporated

RECOMMENDATION

Approve the plans, specifications and working details for the 2024 Sewer Rehabilitation Project (CWM038) and award a contract to Koios Engineering, Incorporated of San Francisco, CA for a total contract amount of \$1,743,889 and authorize the General Manager to execute the construction contract.

ACTION TAKEN

Approved plans, specifications, and working details for the 2024 Sewer Rehabilitation Project (CWM038) and awarded a contract to Koios Engineering, Incorporated of San Francisco, CA, for a total contract amount of \$1,743,889 and authorized the General Manager to execute the construction contract.

D. Fiscal Year 2024-25 Salary Schedule

RECOMMENDATION

Adopt a resolution approving the salary schedule for Fiscal Year 2024-25.

ACTION TAKEN

Adopted as Resolution Number 2024-6119.

E. Performance Measurement Report

RECOMMENDATION

Receive and file the 2023 Performance Measurement Report.

ACTION TAKEN

Received and filed the 2023 Performance Measurement Report.

F. Monthly Investment Report

RECOMMENDATION

Receive and file the Monthly Investment Report for May 2024.

ACTION TAKEN

Received and filed the Monthly Investment Report for May 2024.

**5. PUBLIC HEARING**

A. Sewer Capacity Charge Studies and Capacity Charges

RECOMMENDATION

Conduct public hearing on and adopt a resolution approving the Sewer Capacity Charge Studies and proposed Schedule of Sewer Capacity Charges.

Jeffery Tucker, Director of Finance and Treasurer, provided the staff report.

Public Hearing held.

Public Comment: None.

The Board discussed and took the following action:

A motion was made by Vice President Loera-Diaz to approve the resolution approving the Sewer Capacity Charge Studies and proposed Schedule of Sewer Capacity Charges. The motion carried by the following vote:

**AYES:** President McConnell, Trustee Arriola, Trustee Bregenzer, Vice President Loera-Diaz, Trustee Matulac, Trustee Verder-Aliga.

**NOES:** None

**ABSTAIN:** None

**ABSENT:** Trustee Hannigan, Trustee Palmares.

#### ACTION TAKEN

Adopted as Resolution Number 2024-6120.

- B. Public Hearing to Consider a resolution for Sewer Service, Storm Drainage, and Upper Lateral Service Charges

#### RECOMMENDATION

Hold public hearing to adopt a resolution to:

1. Approve Written Report ("Report") setting the sewer service, storm drainage, and upper lateral service charges for fiscal year 2024-2025;
2. Direct the Report be filed with Solano County; and
3. Authorize the collection of charges listed in the Report on the Solano County property tax roll for fiscal year 2024-2025.

Jeffery Tucker, Director of Finance and Treasurer, provided the staff report.

Public Hearing held.

Public Comment: None.

The Board discussed and took the following action:

A motion was made by Vice President Loera-Diaz to approve the resolution approving written report, file the report with Solano County, and authorize the collection of charges listed in the report on the Solano County property tax roll for fiscal year 2024-2025. The motion carried by the following vote:

**AYES:** President McConnell, Trustee Arriola, Trustee Bregenzer, Vice President Loera-Diaz, Trustee Matulac, Trustee Verder-Aliga.  
**NOES:** None  
**ABSTAIN:** None  
**ABSENT:** Trustee Hannigan, Trustee Palmares.

ACTION TAKEN

Approved as Resolution Number 2024-6121.

**6. ADMINISTRATIVE ITEMS**

A. Approval of Assistant General Manager Position

RECOMMENDATION

Authorize the General Manager to establish an Assistant General Manager position.

Mark Tomko, General Manager, informed the Board this item would be only informational purposes only and no action was required from the Board. He then provided the presentation with Jeff Austin, Electrical Supervisor.

Public Comment held.

The following individuals provided in-person public comment: Drew Linskey.

The Board discussed and provided feedback to General Manager Tomko.

**7. GENERAL MANAGER'S REPORT**

Mark Tomko, General Manager, shared the third quarter newsletter from the District has been published and includes information on the rate plans, the Coastal Cleanup Day event hosted by the District on September 21, 2024, and the recognition received by the IT Department for their cyber security measures.

General Manager Tomko also shared June was a no-spill month, that the District new office counter hours are Tuesday through Thursday, from 9:00 a.m. to 4:00 p.m. and Monday and Friday by appointment only. He also shared there has been an increase in odors complaints from the Wastewater Treatment Plant that the District is actively working to resolve. The public is welcome to submit any odor complaints to the District via email or by phone.

General Manager Tomko announced that EPA provided the District with a notice of award for a three-million-dollar grant, which the District plans to use for nutrient removal technology. The District was planning to utilize Microvi technology; however, after further review of the District's needs, the District determined that this technology would not be used.

General Manager Tomko also thanked staff members Jennifer Harrington, Orlando Cortez, Jared Hope, Eric Kershold, Brian McGrane, and all staff that helped with the treatment plant compliance inspection by the regional board. There were heron findings.

## 8. **COMMUNITY FORUM**

The following individuals provided in-person public comment: Drew Linskey.

## 9. **REPORTS BY PRESIDING OFFICERS AND TRUSTEES**

None.

## 10. **CLOSED SESSION**

**The Board may recess to consider matters of pending litigation (GC 54956.9), personnel (GC 54957), labor relations (GC 54957.6), and real property negotiations (GC 54956.8). Records are not available for public inspection.**

- A. Adjourn to CLOSED SESSION – PUBLIC EMPLOYEE PERFORMANCE EVALUATION and CONFERENCE WITH LABOR NEGOTIATOR pursuant to Government Code Sections 54957(b) and 54957.6, respectively:

Agency Designated Representative: President McConnell  
Position Title/Unrepresented Employee: General Manager

- B. Reconvene to Open Session: Report on action taken by the Board during Closed Session, if any, pursuant to California Government Code Section 54957.

President McConnell announced that Item 10-A Closed Session—Public Employee Performance Evaluation will be continued to a special meeting in August. The date and time are to be determined.

## 11. **ADJOURNMENT**

President McConnell adjourned the meeting at approximately 6:59 p.m.

Adjourned to a special meeting in August with a date and time yet to be determined in the City of Vallejo Council Chambers located at 555 Santa Clara Street, Vallejo, CA.

---

Eddy Castillo Gomez  
Clerk of the Board

Date Approved: September 10, 2024

# Vallejo Flood and Wastewater District



## Special Meeting Minutes

Monday, August 5, 2024  
6:00 PM

City of Vallejo Council Chambers  
555 Santa Clara Street  
Vallejo, CA 94590

## Board of Trustees

*President Robert McConnell*  
*Trustee Tina Arriola*  
*Trustee Peter Bregenzer*  
*Trustee Erin Hannigan*  
*Vice President Mina Loera-Diaz*  
*Trustee Diosdado "JR" Matulac*  
*Trustee Charles Palmares*  
*Trustee Rozzana Verder-Aliga*

**1. CALL TO ORDER**

President McConnell called the meeting to order at approximately 6:00 p.m.

**2. ROLL CALL AND PLEDGE OF ALLEGIANCE**

**Present:** President McConnell, Trustee Arriola, Trustee Bregenzer, Trustee Hannigan, Vice-President Loera-Diaz, Trustee Matulac, Trustee Palmares.

**Absent:** Trustee Verder-Aliga.

The pledge of allegiance was held.

**3. CLOSED SESSION**

**The Board may recess to consider matters of pending litigation (GC 54956.9), personnel (GC 54957), labor relations (GC 54957.6), and real property negotiations (GC 54956.8). Records are not available for public inspection.**

- A. Adjourn to Closed Session – Public Employee Performance Evaluation Pursuant to Government Code Sections 54957  
Title: General Manager
- B. Reconvene to Open Session: Report on action taken by the Board during Closed Session, if any, pursuant to California Government Code Section 54957.

The Board returned from a Closed Session, and President McConnell announced there was no reportable action.

**4. ADJOURNMENT**

President McConnell adjourned the meeting at approximately 7:00 p.m.

Adjourned to the next regularly scheduled meeting September 10, 2024 at 6:00 p.m. in the City of Vallejo Council Chambers located at 555 Santa Clara Street, Vallejo, CA.

---

Mark Tomko  
General Manager

Date Approved: September 10, 2024



General Manager  
Mark Tomko

September 10, 2024

Board Communication

Consent Calendar, Section 4B

**TO:** The Honorable President and Board of Trustees

**FROM:** Eddy Castillo Gomez, Management Analyst / Clerk of the Board

**PREPARED BY:** Eddy Castillo Gomez, Management Analyst / Clerk of the Board

**SUBJECT:** Conflict of Interest Code Update

**RECOMMENDATION**

Adopt a resolution approving amendments to the Conflict of Interest Code for the Vallejo Flood and Wastewater District (District).

**BACKGROUND AND DISCUSSION**

The Political Reform Act (Government Code §81000, *et seq.*) requires state and local government agencies to adopt and promulgate conflict of interest codes. The Fair Political Practices Commission (FPPC) has adopted a regulation (Cal. Code of Regulations §18730) containing the standard conflict of interest code which can be incorporated by reference by state and local government agencies.

The District adopted a Conflict of Interest Code in 1976 and has amended the Conflict of Interest Code to incorporate the terms contained in Cal. Code Regs. §18730 (Code). The Code has been customized to include District positions and disclosure categories consistent with state laws and regulations. The District reviews the Code every two years to determine if revisions are required.

The District's Legal Counsel and District staff completed the biennial review of the Code and determined that the proposed changes are necessary. This includes the designation of additional District positions, based upon review of job descriptions and level of decision-making authority as well as revisions to amend the titles of certain positions that have been renamed.

The updated Code clarifies the methodology for submittal of conflict of interest forms (Form 700), so that Board members may file directly with Solano County using its eDisclosure (electronic filing) system or may submit the form directly to the District Clerk, who will submit the conflict of interest forms to the County.

Upon approval by the Board, the General Manager will submit the revised Code to the Solano County Board of Supervisors, the designated code reviewing body for approval. Once approval has been received from the County, the changes will become effective and will supersede the prior Code.

Below is a summary of the key revisions to the Code.

**Addition of the following positions:**

Accountant  
Collection Systems Supervisor  
Director of Technical Services

Electrical / Instrumentation Supervisor  
Environmental Compliance Inspector  
Environmental Services Manager  
Maintenance Mechanic Supervisor  
Management Analyst I and II  
Program Quality Manager  
Senior Engineer  
Senior Engineering Technician / Inspector  
Shift Supervisor

**Changes to District designated positions:**

District Manager title changed to General Manager

**Removal of the following positions:**

Director of Administration / Clerk of the Board  
Director of Engineering  
Director of Environmental Services

ENVIRONMENTAL REVIEW

Exempt per California Environmental Act (CEQA) Guideline, Section 15061(b)(3).

FISCAL IMPACT

None.

DOCUMENTS ATTACHED

- A. Resolution
- B. Proposed revised Conflict of Interest Code

CONTACT PERSON

Eddy Castillo Gomez, Clerk of the Board, 707-652-7808

Vallejo Flood and Wastewater District  
**Resolution Number 2024-**

**A RESOLUTION OF THE BOARD OF TRUSTEES OF THE  
VALLEJO FLOOD AND WASTEWATER DISTRICT  
APPROVING PROPOSED AMENDMENTS TO THE CONFLICT OF INTEREST CODE**

---

- A. The Political Reform Act, Government Code Sections 81000, *et seq.*, requires every state or local government agency to adopt and promulgate a Conflict of Interest Code to review its Conflict of Interest Code biennially, and, if necessary, revise it in every even-numbered year. Any revisions to the District's conflict of interest code is subject to the approval of the local Code Reviewing Body, the Solano County Board of Supervisors.
- B. The Fair Political Practices Commission adopted California Code of Regulations Title 2, Section 18730 which contains the terms of a model Conflict of Interest Code ("Model Conflict of Interest Code"). A public agency, including the Vallejo Flood and Wastewater District ("District"), may elect to adopt the Model Conflict of Interest Code.
- C. The District has previously adopted and incorporated by reference the Model Conflict of Interest Code with specific appendices that detail the District's designated positions and their respective disclosure categories, collectively known as Vallejo Flood and Wastewater District Conflict of Interest Code ("Conflict of Interest Code").
- D. The District now proposes to amend its Conflict of Interest Code to make the following revisions:
- a. Add the following as designated positions:
    - Collection Systems Supervisor
    - Director of Technical Services
    - Electrical / Instrumentation Supervisor
    - Environmental Compliance Inspector
    - Environmental Services Manager
    - Maintenance Mechanic Supervisor
    - Management Analyst I and II
    - Program Quality Manager
    - Senior Engineer
    - Senior Engineering Technician / Inspector
    - Shift Supervisor
  - b. Revise the District Manager position title to General Manager.
  - c. Delete the following positions:
    - Director of Administration / Clerk of the Board
    - Director of Engineering
    - Director of Environmental Services

**Now, therefore, the Board of Trustees of the Vallejo Flood and Wastewater District resolves as follows:**

1. The District adopts the revised Vallejo Flood and Wastewater District Conflict of Interest Code attached as Exhibit A to this Resolution, subject to approval by the Solano County Board of Supervisors.

2. The General Manager is authorized to submit to the Solano County Board of Supervisors, the attached Vallejo Flood and Wastewater District Conflict of Interest Code for approval.

3. The revised Vallejo Flood and Wastewater District Conflict of Interest Code will become effective when approved by the Solano County Board of Supervisors and will supersede the Vallejo Flood and Wastewater District Conflict of Interest Code adopted by Resolution 2022-6069.

**PASSED AND ADOPTED** by the Board of Trustees of the Vallejo Flood and Wastewater District at its regular meeting held on September 10, 2024 by the following vote:

**AYES:**

**NOES:**

**ABSENT:**

**ABSTAIN:**

**WITNESS** my hand and the Seal of the District on September 10, 2024.

---

**Eduardo Castillo Gomez**  
**Clerk of the Board**



## VALLEJO FLOOD AND WASTEWATER DISTRICT CONFLICT OF INTEREST CODE

Amended: \_\_\_\_\_, by Resolution No. \_\_\_\_\_

Approved by the Solano County Board of Supervisors on \_\_\_\_\_

The Political Reform Act, Government Code sections 81000 et seq., requires state and local government agencies to adopt and promulgate conflict of interest codes. The Fair Political Practices Commission ("FPPC") has adopted a regulation, 2 California Code of Regulations, section 18730, which contains the terms of a standard conflict of interest code. It can be incorporated by reference and may be amended by the Fair Political Practices Commission after public notice and hearings to conform to amendments in the Political Reform Act. Accordingly, the terms of Title 2 California Code of Regulations, section 18730 and any amendments to it duly adopted by the Fair Political Practices Commission, are hereby incorporated by reference. This code, including the attached Appendix A and B, designating the officials and employees and the disclosure categories, shall constitute the Conflict of Interest Code of the Vallejo Flood and Wastewater District (the "**District**").

District Officials who manage public investments, as defined by Title 2 California Code of Regulations, section 18700.3 are not subject to this Conflict of Interest Code because they must file under Government Code section 87200 et seq. These positions are listed below for informational purposes only<sup>1</sup>:

- Each Member of the Board of Trustees
- General Manager
- Director of Finance/Treasurer

All designated filers are required to submit a Statement of Economic Interests to the Clerk of the Board, who will then make the statements available for public inspection and reproduction (Government Code section 81008). This includes the statements filed pursuant to Government Code section 87200 et seq.

The General Manager, the Director of Finance/Treasurer, each member of the Board of Trustees, and each employee identified in the List of Designated Filers may file electronically with Solano County, using the County's eDisclosure filing system, pursuant to Government Code section 87500(k). Otherwise, filings received by the Clerk of the Board will be mailed or emailed to the County of Solano.

Any filer required to disqualify themselves from a governmental decision shall give notice of disqualification to the Clerk of the Board, to his or her immediate supervisor, and department manager. Such notice shall be in writing and shall be made part of the official records of the Clerk of the Board. The filer shall then refrain from participation and shall attempt in no way to use his or her official position to influence any other person with respect to the matter.

---

<sup>1</sup> Individuals holding one of the listed positions may contact the Fair Political Practices Commission for assistance or written advice regarding their filing obligations if they believe their position has been categorized incorrectly. The Fair Political Practices Commission makes the final determination whether a position is covered by Government Code section 87200 et seq.

## APPENDIX A

### LIST OF DESIGNATED FILERS

Individuals holding the following positions must file a Statement of Economic Interests (Form 700).

Classification	Disclosure Categories
Accountant	2
Associate Engineer	2, 3, 4
Collection Systems Supervisor	2
Consultant / New Positions*	1, 2, 3, 4 *
Director of Field Operations	2
Director of Human Resources and Risk Management	2
Director of Plant Operations & Facilities Maintenance	2
Director of Technical Services	2, 3, 4
District Legal Counsel (Consultant)	1, 4
Electrical / Instrumentation Supervisor	2
Engineering Manager	2, 3, 4
Environmental Compliance Inspector	2
Environmental Services Manager	2, 3, 4
Environmental Services Superintendent	2, 3, 4
Facilities Maintenance Superintendent	2
Field Operations Superintendent	2
Finance Manager	2
Maintenance Mechanic Supervisor	2
Management Analyst I & II	2
Operations Superintendent	2
Program Quality Manager	2
Safety Manager	2
Senior Engineer	2, 3, 4
Senior Engineering Technician / Inspector	2
Shift Supervisor	2

\* Individuals providing services as a Consultant as defined in Title 2 California Code of Regulations sections 18700.3 and 18734, or in a new position as defined in Regulation 18734 that make or participate in making governmental decisions shall disclose pursuant to the broadest disclosure category in this Code subject to the following limitation:

The General Manager (or designee) may determine in writing that, due to the range of duties or contractual obligations, it is more appropriate to assign a limited disclosure requirement.

- a. Not later than ten (10) days after an authorized District representative has signed a consultant contract, the department manager (or designee) shall submit to the Clerk of the Board a completed Fair Political Practices Commission Form 805 (Agency Report of Consultants), or subsequent form, which identifies the consultant and disclosure categories. The General Manager (or designee) will review the department's recommendation and make the final determination. The General Manager (or designee) determination is a public record and shall be retained for public inspection in the same manner and location as this Conflict of Interest Code.

- b. Not later than ten (10) days after the final approval of a newly-created position, the department manager (or designee) shall submit to the Clerk of the Board a completed Fair Political Practices Commission Form 804 (Agency Report of New Positions), or subsequent form, which identifies the classification and disclosure categories. The General Manager (or designee) will review the department's recommendation and make the final determination. The General Manager (or designee) determination is a public record and shall be retained for public inspection in the same manner and location as this Conflict of Interest Code.

## **APPENDIX B**

### **DISCLOSURE CATEGORIES**

The disclosure categories listed below identify the types of investments, sources of income or real property which the Designated Filers must disclose for each category to which the position is assigned.

1. All investments, business positions in business entities, and sources of income including gifts, loans and travel payments from sources that do business or own real property in the District, plan to do business or own real property in the District within the next year or have done business or owned real property in the District within the past two (2) years.
2. All investments, business positions in business entities, and sources of income including gifts, loans and travel payments from sources that provide goods, services, including consulting services, facilities, equipment, machinery, vehicles, or any leased facilities of the type used by the Designated Employee's department.
3. All investments, business positions in business entities, and sources of income, including gifts, loans and travel payments from sources that are subject to the regulatory or permitting authority of the Designated Employee's department.
4. All interests in real property which are located in whole or in part within the District, or within two (2) miles outside of the jurisdiction of the District.

### **FURTHER INFORMATION AND INSTRUCTIONS**

Further information and instructions regarding the Statement of Economic Interests (Form 700) may be found within Form 700 itself, and the Form 700 Reference Pamphlet, both available at the California Fair Political Practices Commission website: [www.fppc.ca.gov](http://www.fppc.ca.gov)



VALLEJO FLOOD AND WASTEWATER DISTRICT

~~Wastewater. Stormwater. Floodwater.~~

CONFLICT OF INTEREST CODE, APPENDIX A

Amended: ~~October 11, 2022~~, by Resolution No. ~~2022-6069~~

~~Adopted/Approved by the Solano County Board of Supervisors on~~  
~~11/24/2022~~

The Political Reform Act, Government Code sections 81000 et seq., requires state and local government agencies to adopt and promulgate conflict of interest codes. The Fair Political Practices Commission ("FPPC") has adopted a regulation, 2 California Code of Regulations, section 18730, which contains the terms of a standard conflict of interest code. It can be incorporated by reference and may be amended by the Fair Political Practices Commission after public notice and hearings to conform to amendments in the Political Reform Act. Accordingly, the terms of Title 2 California Code of Regulations, section 18730 and any amendments to it duly adopted by the Fair Political Practices Commission, are hereby incorporated by reference. This ~~code, including regulation and~~ the attached Appendix A ~~and B~~, designating the officials and employees and the disclosure categories, shall constitute the ~~C~~onflict of ~~I~~nterest ~~C~~ode of the Vallejo Flood and Wastewater District (the "District").

District Officials who manage public investments, as defined by Title 2 California Code of Regulations, section 18700.3 are not subject to this Conflict of Interest Code because they must file under Government Code section 87200 et seq. These positions are listed below for informational purposes only<sup>1</sup>:

- Each Member of the Board of Trustees
- District General Manager
- Director of Finance/Treasurer

~~Designated positions—All designated filers are~~ required to submit a Statement of Economic Interests ~~shall file the statement with~~ the Clerk of the Board, who will then make the statements available for public inspection and reproduction (Government Code section 81008). This includes the statements filed pursuant to Government Code section 87200 et seq. ~~The statement may be filed with the District Clerk of the Board by hard copy with a wet signature if hand signed. Alternatively, the FPPC has determined public municipalities may accept "digital signatures." Digital signatures are a type of certificate-based electronic signature offering increased security to ensure the identity of the signer and prevent the alteration of documents after signing. Digital signatures are unique and are kept under the control of the individual signer.~~

~~In lieu of hard copy filing,~~ The District General Manager, the Director of Finance/Treasurer, ~~and~~ each member of the Board of Trustees, and each employee identified in the List of Designated Filers may file electronically with Solano County, using the County's eDisclosure filing system, pursuant to Government Code section 87500(k). Otherwise, filings received by the District Clerk of the Board will be mailed or emailed to the County of Solano.

Any filer required to disqualify themselves from a governmental decision shall give notice of disqualification to the Clerk of the Board, to his or her immediate supervisor, and department manager. Such notice shall be in writing and shall be made part of the official records of the Clerk of the Board. The filer shall then refrain from participation and shall attempt in no way to use his or her official position to influence any other person with respect to the matter.

<sup>1</sup> Individuals holding one of the listed positions may contact the Fair Political Practices Commission for assistance or written advice regarding their filing obligations if they believe their position has been categorized incorrectly. The Fair Political Practices Commission makes the final determination whether a position is covered by Government Code section 87200 et seq.

Formatted: Justified

Formatted: Font: Arial, 13 pt

Formatted: Font: Arial, 11 pt

Formatted: Font: Arial, 13 pt

Formatted: Right: 0.01", Space Before: 0.6 pt, Line spacing: single

Formatted: Font: 10 pt

Formatted: Font: Arial, 11 pt

Formatted: Font: 11 pt

Formatted: Justified

Formatted: Font: Bold

Formatted: Font: Bold

Formatted: Justified, Indent Left: 0.57", First line: 0"

Formatted: Justified

Formatted: Justified, Indent Left: 0.56"

Formatted: Justified, Indent Left: 0.56", Hanging: 0"

Formatted: Indent Left: 0.56", Hanging: 0"

Formatted: Justified, Indent Left: 0.56"

Formatted: Justified, Indent Left: 0.56", Hanging: 0"

Formatted: Justified, Indent Left: 0.56"

**APPENDIX A**

**LIST OF DESIGNATED EMPLOYEES/FILERS**

Individuals holding the following positions must file a Statement of Economic Interests (Form 700).

<b>Classification</b>	<b>Disclosure Categories</b>
Field Operations Superintendent	2
Associate Engineer	2, 3, 4
Consultant /New Positions*	1, <u>2, 3, 4</u> *
<u>Director of Administration/Clerk of the Board</u>	<u>2</u>
<u>Director of Engineering</u>	<u>2, 3, 4</u>
Director of Plant Operations & Facilities Maintenance	2
Safety Manager	2
District Legal Counsel (Consultant)	1, 4
Engineering Manager	2, 3, 4
<u>Director of Environmental Services</u>	<u>2, 3, 4</u>
Environmental Services Superintendent	2, 3, 4
Facilities Maintenance Superintendent	2
Director of Field Operations	2
Finance Manager	2
Director of Human Resources and Risk Management	2
Operations Superintendent	2

<u>Classification</u>	<u>Disclosure Categories</u>
<u>Accountant</u>	<u>2</u>
<u>Associate Engineer</u>	<u>2, 3, 4</u>
<u>Collection Systems Supervisor</u>	<u>2</u>
<u>Consultant / New Positions*</u>	<u>1, 2, 3, 4</u> *
<u>Director of Field Operations</u>	<u>2</u>
<u>Director of Human Resources and Risk Management</u>	<u>2</u>
<u>Director of Plant Operations &amp; Facilities Maintenance</u>	<u>2</u>
<u>Director of Technical Services</u>	<u>2, 3, 4</u>
<u>District Legal Counsel (Consultant)</u>	<u>1, 4</u>
<u>Electrical / Instrumentation Supervisor</u>	<u>2</u>
<u>Engineering Manager</u>	<u>2, 3, 4</u>
<u>Environmental Compliance Inspector</u>	<u>2</u>
<u>Environmental Services Manager</u>	<u>2, 3, 4</u>
<u>Environmental Services Superintendent</u>	<u>2, 3, 4</u>
<u>Facilities Maintenance Superintendent</u>	<u>2</u>
<u>Field Operations Superintendent</u>	<u>2</u>
<u>Finance Manager</u>	<u>2</u>
<u>Maintenance Mechanic Supervisor</u>	<u>2</u>
<u>Management Analyst I &amp; II</u>	<u>2</u>
<u>Management Analyst / Clerk of the Board</u>	<u>2</u>
<u>Operations Superintendent</u>	<u>2</u>

A vertical column of 40 rows on the right side of the page. Each row contains the text "Formatted" followed by a small square icon with three dots inside. The rows are separated by thin horizontal lines. The text "Formatted" is in a standard font, and the icon is a small square with a blue border and three dots in the center.



## APPENDIX B

### DISCLOSURE CATEGORIES

The disclosure categories listed below identify the types of investments, sources of income or real property which the Designated ~~Employees-Filers~~ must disclose for each category to which the position is assigned.

1. All investments, business positions in business entities, and sources of income including gifts, loans and travel payments from sources that do business or own real property in the District, plan to do business or own real property in the District within the next year or have done business or owned real property in the District within the past two (2) years.
2. All investments, business positions in business entities, and sources of income including gifts, loans and travel payments from sources that provide goods, services, including consulting services, facilities, equipment, machinery, vehicles, or any leased facilities of the type used by the Designated Employee's department.
3. All investments, business positions in business entities, and sources of income, including gifts, loans and travel payments from sources that are subject to the regulatory or permitting authority of the Designated Employee's department.
4. All interests in real property which are located in whole or in part within the District, or ~~not more than, within~~ two (2) miles outside of the jurisdiction of the District.

### FURTHER INFORMATION AND INSTRUCTIONS

Further information and instructions regarding the Statement of Economic Interests (Form 700) may be found within Form 700 itself, and the Form 700 Reference Pamphlet, both available at the California Fair Political Practices Commission website: [www.fppc.ca.gov](http://www.fppc.ca.gov)

Formatted: Justified

Formatted: Justified, Indent: Hanging: 0.25"

Formatted: Justified

Formatted: Justified, Indent: Hanging: 0.25"

Formatted: Justified

Vallejo Flood and Wastewater District  
**Resolution Number 2024-**

**A RESOLUTION OF THE BOARD OF TRUSTEES OF THE  
VALLEJO FLOOD AND WASTEWATER DISTRICT  
APPROVE THE DISBURSEMENT REGISTER FOR SEPTEMBER 10, 2024**

---

**Recitals**

- A. The District maintains general checking to facilitate operating cash disbursements;
- B. General checking disbursements must be reported to the Board of Trustees.
- C. Claims as enumerated on the attached Disbursement Register and for the respective amounts set opposite the name of each person or firm total \$7,941,751.01.

**Now, therefore, the Board of Trustees of the Vallejo Flood and Wastewater District resolves as follows:**

- 1. That the report is reviewed and accepted.

**PASSED AND ADOPTED** by the Board of Trustees of the Vallejo Flood and Wastewater District at a regular meeting held on this 10th day of September 2024 by the following vote:

**AYES:**

**NOES:**

**ABSENT:**

**ABSTAIN:**

**WITNESS** my hand and the Seal of the District on this 10th day of September 2024.

---

**Eduardo Castillo Gomez**  
Clerk of the Board

VALLEJO FLOOD AND WASTEWATER DISTRICT  
DISBURSEMENTS REGISTER

CHECK DATE	NAME	INVOICE	CHECK NO	INVOICE NET	INVOICE DESCRIPTION
6/21/2024	JEFF AUSTIN	Travel Reimb 6/7/24	5511	307.15	Confined Space Training Mileage 6/3/24-6/5/24
6/21/2024	BEECHER ENGINEERING INC	0524-97	5512	2,940.00	Electrical Eng Svcs SPPS ESDC-4/25/24-5/24/24
6/21/2024	BLAISDELL'S BUSINESS PRODUCTS	1848581-0	5513	784.42	Office Chair and Assembly for Erika Sheetenhelm
6/21/2024	BOLT STAFFING SERVICE INC	58841	5514	2,712.00	Temp Services Accountant - C. Holguin 6/3/24-6/7/2
6/21/2024	CALTEST LAB	720087	5515	127.30	NITRATE & NITRITE
6/21/2024	CALTEST LAB	720088	5515	1,061.15	CYANIDE, NITRATE, ICPMS-CM METALS
6/21/2024	CALTEST LAB	719418	5515	532.95	ICPMS METALS,MERCURY,NITRATE
6/21/2024	CALTEST LAB	720135	5515	955.70	CYANIDE, MERCURY, ICPMS-CM METALS
6/21/2024	CALTEST LAB	720263	5515	871.15	ICPMS METALS,MERCURY,NITRATE
6/21/2024	CINTAS CORPORATION NO 3	4195713009	5516	1,303.07	LAUNDRY SERVICE
6/21/2024	CINTAS CORPORATION NO 3	4195078118	5516	1,390.13	LAUNDRY SERVICE
6/21/2024	CINTAS CORPORATION NO 2	5214765099	5517	787.51	First Aid Restock Supplies
6/21/2024	CITY OF VALLEJO WATER BILLING	060524 14774374350	5518	49.33	14774374350: DOM 2
6/21/2024	CITY OF VALLEJO WATER BILLING	060524 14774374352	5518	47.33	14774374352: DOM 3
6/21/2024	CITY OF VALLEJO WATER BILLING	060524 14774374354	5518	47.33	14774374354: DOM 4
6/21/2024	CITY OF VALLEJO WATER BILLING	060524 14774374662	5518	47.33	14774374662: DOM 5
6/21/2024	CITY OF VALLEJO WATER BILLING	060524 14774374356	5518	47.33	14774374356: DOM 6
6/21/2024	CITY OF VALLEJO WATER BILLING	060524 14774374358	5518	61.72	14774374358: DOM 7
6/21/2024	CITY OF VALLEJO WATER BILLING	060524 14774374360	5518	47.33	14774374360: DOM 8
6/21/2024	CITY OF VALLEJO WATER BILLING	060524 14216767978	5518	10,141.82	14216767978: 450 Ryder Street
6/21/2024	CITY OF VALLEJO WATER BILLING	060524 14478969618	5518	298.38	14478969618: 450 Ryder Street-FS
6/21/2024	CITY OF VALLEJO WATER BILLING	060524 14216567976	5518	128.28	14216567976: 450 Ryder Street-FS2
6/21/2024	CITY OF VALLEJO WATER BILLING	060524 14480169630	5518	211.63	14480169630: 450 Ryder Street-Domestic
6/21/2024	CITY OF VALLEJO WATER BILLING	060524 14774376348	5518	193.38	14774376348: 450 RYDER ST #159 TRLR
6/21/2024	CITY OF VALLEJO WATER BILLING	060524 14677571504	5518	130.88	14677571504: Equipment #148
6/21/2024	CITY OF VALLEJO WATER BILLING	060524 14677771506	5518	2,005.88	14677771506: Equipment #267
6/21/2024	CITY OF VALLEJO WATER BILLING	060524 14677971508	5518	443.38	14677971508: Equipment #268
6/21/2024	CITY OF VALLEJO WATER BILLING	060524 14678171510	5518	130.88	14678171510: Equipment #261
6/21/2024	COLBY QUINN	Travel Reimb 6/7/24	5519	356.70	Confined Space Training Mileage 6/3/24-6/5/24
6/21/2024	CORE & MAIN LP	U556899	5520	2,687.56	restock inventory- Camcore Pipes
6/21/2024	DEBORAH WATERMAN NORMAN - BOHNET ENGRAVING & AWARDS	DN7275	5521	209.87	12 Employee Recognition Awards
6/21/2024	DELTA DENTAL PLAN	BE006075048	5522	20,871.19	April 2024 Dental
6/21/2024	DELTA DENTAL PLAN	BE006116940	5522	18,145.81	May 2024 Dental
6/21/2024	DIG DONE RIGHT LLC	1643	5523	59,455.00	Dig Alert Done Right-RDPS Line Cleaning
6/21/2024	EUROFINS CALSCIENCE INC	5700181089	5524	422.50	BIMONTHLY PRESS CAKE MAY 2024
6/21/2024	GRAYBAR	9336749686	5525	1,370.65	2 VW3A9704 SCHNEIDER ELECTRIC USA INC
6/21/2024	HANSON BRIDGETT LLP	1379248	5526	33,993.83	Professional Legal Services - Real Estate
6/21/2024	HARRINGTON PLASTICS INC	00603887	5527	426.15	BPO FY24- Bushing flush, Flange Ring
6/21/2024	INTERSTATE BATTERY	43337	5528	1,095.92	BPO FY24- Optima SC34DU Battery
6/21/2024	INTERSTATE BATTERY	44361	5528	298.89	BPO FY24- Automobile MPT-65HD Battery
6/21/2024	INTERSTATE BATTERY	214001420	5528	176.44	BPO FY24- Automobile MPT-35 Battery
6/21/2024	JOE A. GONSALVES & SONS	161635	5529	4,000.00	June Consulting Services
6/21/2024	PACIFIC GAS & ELECTRIC	0782990870-1: 052024	5530	5,279.84	04/15/24-05/13/24
6/21/2024	PACIFIC GAS & ELECTRIC	9366350772-6: 052924	5530	11,538.45	04/18/24-05/16/24
6/21/2024	PACIFIC GAS & ELECTRIC	7656692521-0: 053024	5530	42.22	04/24/24-05/22/24
6/21/2024	PACIFIC GAS & ELECTRIC	4533476807-9: 060424	5530	89.90	04/28/24-05/28/24
6/21/2024	PACIFIC GAS & ELECTRIC	6532590894-8: 060324	5530	2,316.89	04/26/24-05/27/24
6/21/2024	PACIFIC GAS & ELECTRIC	7876441979-8: 060324	5530	1,936.75	04/26/24-05/27/24

VALLEJO FLOOD AND WASTEWATER DISTRICT  
DISBURSEMENTS REGISTER

CHECK DATE	NAME	INVOICE	CHECK NO	INVOICE NET	INVOICE DESCRIPTION
6/21/2024	PACIFIC GAS & ELECTRIC	4959050051-5: 061224	5530	749.39	05/07/24-06/05/24
6/21/2024	PACIFIC GAS & ELECTRIC	1164740405-9: 060324	5530	263.70	04/26/24-05/27/24
6/21/2024	PACIFIC GAS & ELECTRIC	1076695568-5: 060624	5530	7.22	05/01/24-05/30/24
6/21/2024	PACIFIC INSURANCE NETWORK SYSTEMS	2861	5531	5,500.00	PINS ANNUAL SUBSCRIPTION
6/21/2024	RESA POWER SOLUTIONS	INV479753	5532	21,033.33	Testing - Preventative Maintenance
6/21/2024	SAMBA HOLDINGS INC	INV01507424	5533	283.54	Q License Subscription 05/01/24-05/31/24
6/21/2024	THATCHER COMPANY OF CALIFORNIA	2024250102497	5534	9,794.18	SIERRA SANI-CHLOR - 1 # BULK
6/21/2024	THATCHER COMPANY OF CALIFORNIA	2024250102818	5534	9,762.46	SIERRA SANI-CHLOR - 1 # BULK
6/21/2024	UNIVAR SOLUTIONS USA INC	52156297	5535	9,078.87	SODIUM BISULFITE 25% BULK
6/21/2024	VULCAN MATERIALS COMPANY	73998819	5536	880.66	1/2" HMA TYPE A/B PG 64-16, Ton-Agg & Asphalt
6/28/2024	AAA BUSINESS SUPPLIES	2350147-1	5537	19.67	BPO FY24- Black Pens
6/28/2024	ADVANCED TRENCHLESS INC	1427 Tuolumne Street	5538	12,750.00	Lower Lateral Replacement
6/28/2024	AFLAC	240607	5539	577.92	Aflac Premiums 06/70/24
6/28/2024	AFLAC	240621	5539	577.92	Aflac Premiums 06/21/24
6/28/2024	AMAZON CAPITAL SERVICES	1MY6-CNV1-Y4KH	5540	19.65	ITEM: Dry Erase Magnetic Labels 50pcs White Board
6/28/2024	AMAZON CAPITAL SERVICES	1M4D-GQ4X-JQ1T	5540	30.57	HEPA Filter Replacement for Air Purifier
6/28/2024	ARMOR LOCKSMITH SERVICES	58099	5541	265.00	OPS-Service cylinder on shipping & receiving door
6/28/2024	BANNER BANK	Payment 15-POF016-Re	5542	51,559.65	ESCROW #2151MIPS 3W Effluent Bypass 0359-15 RET
6/28/2024	BOLT STAFFING SERVICE INC	58985	5543	2,712.00	Temp Services 6/10/24-6/14/24 Accountant C.Holguin
6/28/2024	DENNIS C BURGESS	JUNE 2024 AGR 2007	5544	84.64	Medical Premium Reimb June 2024 Agr 2007
6/28/2024	CALIFORNIA NEWSPAPERS LIMITED PARTNERSHIP - VALLEJO TIMES HERALD	04172024001	5545	2,080.00	VJO Times-Herald Subscription 04/17/24-04/16/2024
6/28/2024	CAROLLO ENGINEERS INC	FB50441	5546	3,860.00	Mare Island Connection Fee Review thru 4/30/2024
6/28/2024	CAROLLO ENGINEERS INC	FB50445	5546	7,292.00	Infrastructure Special Assessment Thru 4/30/24
6/28/2024	CC PROPERTY INVESTMENTS, LLC	INV-23034-3906555	5547	1,020.00	Cloud Backup for Veeam- 06/1/24-07/1/24
6/28/2024	CC PROPERTY INVESTMENTS, LLC	INV-23034-3929461	5547	1,020.00	Cloud Backup for Veeam- 07/01/24-08/01/24
6/28/2024	CINTAS CORPORATION NO 3	4187165452	5548	1,021.36	LAUNDRY SERVICE
6/28/2024	CLEARSTAR INC	1506462	5549	177.53	BACKGROUND CHECK (2) APPLICANTS
6/28/2024	CLEARSTAR INC	1507691	5549	397.62	BACKGROUND CHECK FOR APPLICANTS
6/28/2024	CRESO EQUIPMENT	6114009-0003	5550	4,963.88	BPO FY24- Telescopic Boom Lift Rental
6/28/2024	DKF SOLUTIONS GROUP LLC	22272	5551	2,600.00	CalOSHA Training Virtual Workplace Violence
6/28/2024	DKF SOLUTIONS GROUP LLC	22306	5551	3,200.00	Develop a Workplace Violence Policy
6/28/2024	EOA INC	VFW012-0424	5552	4,045.50	Stormwater Mgmt and Reporting 04/01/24-04/30/24
6/28/2024	EOA INC	VFW012-0524	5552	5,838.71	Stormwater Mgmt and Reporting 05/01/24-05/31/2024
6/28/2024	GHD INC	380-0050351	5553	27,452.66	Tubbs Island sample collection Oct 2023-March 2024
6/28/2024	GRAYBAR	9337281136	5554	21,536.61	ATV650D55N4U
6/28/2024	GRAYMONT WESTERN US INC	4-422072 RI-CA Tax	5555	868.90	HIGH CALCIUM QUICKLIME- CA Tax Payment
6/28/2024	GRAYMONT WESTERN US INC	4-425206 RI	5555	10,334.86	HIGH CALCIUM QUICKLIME
6/28/2024	GSM ENGINEERED FABRICS LLC	INVGSM6843	5556	5,894.49	BFP Belts from GSM
6/28/2024	HANSON BRIDGETT LLP	1379249	5557	10,500.00	LEGAL SERVICES RENDERED THROUGH MAY 31, 2024
6/28/2024	ICF CONSULTING GROUP, INC.	2024-218246	5558	3,548.06	VFW Task- 03/29/2024-04/26/2024
6/28/2024	ICF CONSULTING GROUP, INC.	2024-234713	5558	12,020.05	VFW Task- 04/27/2024-05/24/2024
6/28/2024	INFOSEND INC	264667	5559	19,939.20	VJS WINTER NEWSLETTER 2024
6/28/2024	ISLAND ENERGY	06/11/2024	5560	3,048.62	Service Period: 05/01/2024-06/01/2024
6/28/2024	JOE HILL CONSULTING AND ENGINEERING CORPORATION	102231	5561	12,612.96	VFW - Arc Flash Study April 25, 2024
6/28/2024	LEGALSHIELD	240607	5563	91.82	Legalshield/ID Shield Premiums 06/07/24
6/28/2024	LEGALSHIELD	240621	5563	91.82	Legalshield/ID Shield Premiums 06/21/24
6/28/2024	LINDE GAS & EQUIPMENT INC	43618335	5564	20.77	BPO FY24- IND HIGH PRESSURE
6/28/2024	LIPPINCOTT SUPPLY CO	274588	5565	74.01	Nylon Nuts Stainless and Flat Washer

VALLEJO FLOOD AND WASTEWATER DISTRICT  
DISBURSEMENTS REGISTER

CHECK DATE	NAME	INVOICE	CHECK NO	INVOICE NET	INVOICE DESCRIPTION
6/28/2024	LIPPINCOTT SUPPLY CO	274630	5565	24.93	BPO FY24- Hex Bolt Metric Stainless
6/28/2024	MAHONEY'S LITTLE & BIG MAN BACKHOE	136 Louisiana Street	5566	4,070.00	Lower Lateral Replacement- Job# 1
6/28/2024	MAHONEY'S LITTLE & BIG MAN BACKHOE	136 Louisiana St	5566	8,025.00	Lower Lateral Replacement- Job# 2
6/28/2024	MYERS & SONS CONSTRUCTION LP	Payment 15-POF016	5567	1,031,193.00	MIPS 3W Effluent Bypass Project 05/01/24-05/31/24
6/28/2024	BARTEE THOMAS W	56194180 437 GEORGIA	5568	133.44	FY 2023-24 SEWER CHARGES REFUND- # OF UNITS CORR
6/28/2024	Gabriel Aguirre	246 Redwing Street	5569	2,165.00	UL Replacement and District Cleanout
6/28/2024	Heidi Wiss	412 Wolfe Street	5570	4,250.00	UL Replacement, Two-way and District Cleanout
6/28/2024	PSOMAS	209748	5571	104,930.50	Mare Island Pump Station Project #POF016
6/28/2024	RADMAN ELECTRIC	Payment 01-PSH009	5572	205,245.00	WWTP Solids Facility Project
6/28/2024	RESTORATION MANAGEMENT CO	281848	5573	4,924.40	WATER DAMAGE RESTORATION
6/28/2024	SIC USA LLC	812608	5574	5,079.79	Solar array repair
6/28/2024	SIERRA SAFETY TRAINING INC	2336	5575	1,290.00	Confined space rescue training
6/28/2024	SMITH SYSTEM DRIVER IMPROVEMENT	2403-195412	5576	9,899.00	Smith System Driver Direct Training
6/28/2024	TANNER PACIFIC INC	224-123	5578	17,406.25	COLUMBUS PARKWAY SEWER LIFT STATION 3/1-31/2024
6/28/2024	THATCHER COMPANY OF CALIFORNIA	2024250101609	5579	9,578.99	Sierra Sani-Chlor - 1 # BULK
6/28/2024	TRITON TRUCK REPAIR INC	15345	5580	2,392.60	New Nox Sensor installation- FOPS Vehicle
6/28/2024	TRITON TRUCK REPAIR INC	15365	5580	135.00	BIT Inspection V285
6/28/2024	V&A CONSULTING ENGINEERS INC	23658	5581	6,750.00	2024 Flow Monitoring- 04/01/24-04/30/2024
6/28/2024	VALLEJO CHAMBER OF COMMERCE	20224-1	5582	2,000.00	Cornerstone 2024 membership
6/28/2024	VALLEJO CITY UNIFIED SCHOOL DIST	TRA24-00031	5583	700.00	FIELD TRIP #9292 AND 9293 VJO TO HANNS PARK
6/28/2024	VALLEJO ELECTRIC MOTOR	RI-4059	5584	3,076.49	Vallejo Electric- Odor Control Motor- Quote# RQ295
6/28/2024	VISION COMMUNICATIONS	0762617-IN-BD	5585	380.00	INSTALLATION CRADLEPOINT-BALANCE DUE
6/28/2024	VULCAN MATERIALS COMPANY	74038033	5586	220.00	Asphalt Dump
6/28/2024	WEST YOST & ASSOCIATES	2058580	5587	4,413.05	Sonoma/Porter and Rice/Beach Sewer Rehab Design
6/28/2024	AAA BUSINESS SUPPLIES	2343005-0	5588	60.00	Labor Fee- New cylinder & base on C.Holguin Chair
6/28/2024	AT&T MOBILITY	X06102024	5589	8,165.40	Acct# 287301074904
6/28/2024	COMMONWEALTH LAND TITLE COMPANY	00039440	5590	1,300.00	Property Reports -403 Ryder St APN 58110010
6/28/2024	COMMONWEALTH LAND TITLE COMPANY	00039734	5590	1,300.00	Property Reports - 1055 Sonoma Blvd APN 58100150
6/28/2024	LUDECA, INC	156514	5591	5,280.08	LUDECA-Pulley Alignment-quote 24040856254
6/28/2024	SHARESQUARED INC	3133	5592	14,615.00	SharePoint 2016 to Microsoft 365 Migration
6/28/2024	TROFHOLZ TECHNOLOGIES INC	11905	5593	2,237.39	02506-001 AXIS Q1806-LE 4 Megapixel Outdoor Networ
6/28/2024	AAA BUSINESS SUPPLIES	2342073-0	5594	193.33	BPO FY24- White copy paper
6/28/2024	AAA BUSINESS SUPPLIES	2345640-0	5594	148.87	BPO FY24- Pens and creamer
6/28/2024	AAA BUSINESS SUPPLIES	2351805-0	5594	24.53	BPO FY24- Scissors, Tape dispenser
6/28/2024	AAA BUSINESS SUPPLIES	2341820-0	5594	8.55	BPO FY24- Finance Charge
6/28/2024	AAA BUSINESS SUPPLIES	2348866-0	5594	218.21	BPO FY24- 12-16 OZ CUPS
6/28/2024	AAA BUSINESS SUPPLIES	2353158-0	5594	1,240.01	BPO FY24- HP LASERJET TONERS
6/28/2024	AAA BUSINESS SUPPLIES	2353461-0	5594	481.08	BPO FY24- EYEGLASS LENS TISSUE, AIR FRESHENER
6/28/2024	AAA BUSINESS SUPPLIES	2353219-0	5594	171.79	BPO FY24- COLORED TAPES W DIFF SIZES
6/28/2024	AAA BUSINESS SUPPLIES	2353313-0	5594	65.45	BPO FY24- AIR FRESHENERS
6/28/2024	AAA BUSINESS SUPPLIES	C2350147-7	5594	(19.67)	BPO FY24- CREDIT MEMO (PENS)
6/28/2024	AAA BUSINESS SUPPLIES	C2350147-8	5594	(66.72)	BPO FY24- CREDIT MEMO (SPOONS)
6/28/2024	AMAZON CAPITAL SERVICES	1WKL-WJMW-4Y9P	5595	(582.60)	Return Genuine Original P18432-B21 480GB 6G SATA M
6/28/2024	AMAZON CAPITAL SERVICES	11GL-K6MX-Y6VN	5595	1,165.94	MISC. BATTERIES & DESK FLOOR MAT
6/28/2024	AMAZON CAPITAL SERVICES	1CJT-RCVM-JXY7	5595	9.55	Pens
6/28/2024	AMAZON CAPITAL SERVICES	1DLM-34NP-MYD6	5595	403.75	ITEM: FROGG TOGGS Chilly Pad Cooling Towel, Size
6/28/2024	AMAZON CAPITAL SERVICES	14KT-P7YM-DLKV	5595	70.96	Phone case for PS Checker Phone
6/28/2024	AMAZON CAPITAL SERVICES	19MY-LFKK-CWYD	5595	42.56	ITEM: BGGTMO Anti Theft License Plate Frames -Car

VALLEJO FLOOD AND WASTEWATER DISTRICT  
DISBURSEMENTS REGISTER

CHECK DATE	NAME	INVOICE	CHECK NO	INVOICE NET	INVOICE DESCRIPTION
6/28/2024	EAST BAY TIRE CO	2042316	5596	1,515.13	V261 - 2 tires
6/28/2024	W W GRAINGER	9140819880	5597	82.40	BPO FY24- Chemical Resistant Gloves
6/28/2024	W W GRAINGER	9146856886	5597	153.17	BPO FY24- 2-way ball valve
6/28/2024	W W GRAINGER	9150770502	5597	40.06	BPO FY24- HOOK-AND-LOOP SANDING DISC,5 IN DIA,PK5
6/28/2024	W W GRAINGER	9152391455	5597	636.10	BPO FY24- DIGITAL MULTIMETER,10A,50 MOHMS,1000V
6/28/2024	W W GRAINGER	9138470001	5597	710.29	ITEM: TK102733102T Pavement Marking Tape Color Ye
6/28/2024	W W GRAINGER	9114319305	5597	458.93	ITEM: TK102733102T Pavement Marking Tape Color Ye
6/28/2024	W W GRAINGER	9122472864	5597	2,357.13	BPO FY24- ELECTRIC AIR COMPRESSOR 0.17 HP
6/28/2024	W W GRAINGER	9125524380	5597	51.22	BPO FY24- HOUR METERS
6/28/2024	W W GRAINGER	9127671759	5597	347.88	BPO FY24- MNL 2-WY BALL VALVE, IDENTIFICATION TAGS
6/28/2024	W W GRAINGER	9140155798	5597	389.33	BPO FY24- CLOTH RAGS, EAR PLUGS
6/28/2024	W W GRAINGER	9141394503	5597	32.52	BPO FY24- COUPLING NUT REDUCER
6/28/2024	W W GRAINGER	9143939164	5597	678.04	BPO FY24- BRASS SOLENOID VALVES
6/28/2024	W W GRAINGER	9146197620	5597	18.14	BPO FY24- S-HOOK (20 PCS)
6/28/2024	W W GRAINGER	9152358124	5597	1,843.19	BPO FY24- CRIMPING DIE SET
6/28/2024	W W GRAINGER	9163426001	5597	281.76	BPO FY24- VOLTAGE DETECTOR, WIRE MARKER
6/28/2024	MCMaster-CARR SUPPLY COMPANY	28614604	5598	944.03	BPO FY24- Extra Heavy Duty Quick-Assembly Shelving
6/28/2024	MCMaster-CARR SUPPLY COMPANY	26148633	5598	(720.95)	BPO FY24- CREDIT MEMO INV 25270953
6/28/2024	MCMaster-CARR SUPPLY COMPANY	27252854	5598	1,238.99	BPO FY24- Through-Wall Straight Connectors
6/28/2024	MCMaster-CARR SUPPLY COMPANY	28361053	5598	89.51	BPO FY24- TEST LEAD HOLDER, LONG-NOSE PLIERS
6/28/2024	MCMaster-CARR SUPPLY COMPANY	28453597	5598	592.07	BPO FY24- HEAT-SHRINK TUBING, CTL CABLE, PANEL SWC
6/28/2024	MCMaster-CARR SUPPLY COMPANY	28602618	5598	170.45	BPO FY24- WALL-MT SPOOL RACK
6/28/2024	MCMaster-CARR SUPPLY COMPANY	28606815	5598	444.00	BPO FY24- TOOL HOLDER, LOW PROF RAIL, BIN BOX
6/28/2024	MCMaster-CARR SUPPLY COMPANY	28678521	5598	352.55	BPO FY24- COMPRESSION LUGS
6/28/2024	MCMaster-CARR SUPPLY COMPANY	28962867	5598	113.86	BPO FY24- SEALANT, PLASTIC TANK FITTING
6/28/2024	MCMaster-CARR SUPPLY COMPANY	28976029	5598	240.33	BPO FY24- EXT CORD, POLY BAR, CABLE TIE
6/28/2024	MCMaster-CARR SUPPLY COMPANY	29106138	5598	275.49	BPO FY24- CORD GRIP, SEOWW CABLE OUTER INSTALLATIO
6/28/2024	Eric Andrewsen	102 Elna Drive	5599	2,065.00	UL Replacement and Two-way Cleanout
6/28/2024	PACE SUPPLY CORPORATION	039547483	5600	532.09	BPO FY24- Iron Pipe
6/28/2024	PACIFIC GAS & ELECTRIC	0782990870-1: 061824	5601	3,540.59	05/14/24-05/31/24
6/28/2024	PACIFIC GAS & ELECTRIC	9366350772-6: 062424	5601	14,051.70	04/18/24-05/16/24
6/28/2024	PACIFIC GAS & ELECTRIC	1449702343-3: 051024	5601	137,745.48	04/01/24-04/30/24
6/28/2024	PACIFIC GAS & ELECTRIC	1449702343-3: 061124	5601	144,207.19	05/01/24-05/31/24
6/28/2024	PACIFIC GAS & ELECTRIC	5/7 CR 1449702343-3	5601	(264,927.83)	Acct1449702343-3 CreditMemo Duplicate Pmt Ck# 5307
6/28/2024	POINT 1 ELECTRICAL SYSTEM INC	30226	5602	763.50	MONITORING OF BUILDING 67 PERIOD END 6/30/2024
6/28/2024	SAFETY-KLEEN SYSTEMS INC	94303266	5603	606.91	BPO FY24- 30G PARTS WASHER - AQUEOUS
7/3/2024	AAA BUSINESS SUPPLIES	2347635-0	5604	776.17	BPO FY24- OFFICE CHAIR
7/3/2024	AAA BUSINESS SUPPLIES	2353960-0	5604	329.52	Office/kitchen/general supplies for Lab
7/3/2024	AAA BUSINESS SUPPLIES	2353219-1	5604	20.50	Tape, TZE, 1"" Blk/Wht
7/3/2024	AAA BUSINESS SUPPLIES	C2347635-7	5604	(776.17)	Return of demo chair
7/3/2024	ACCESS	10962030	5605	694.74	RECORDS STORAGE AND SHREDDING SERVICES
7/3/2024	AFLAC	240705	5606	577.92	Warrant 240705
7/3/2024	AMAZON CAPITAL SERVICES	1VPG-NGM6-9KRY	5607	111.31	ITEM: Sterilite 116 Qt Ultra Latch Box, Stackable
7/3/2024	AMAZON CAPITAL SERVICES	1CX1-G7Y6-963C	5607	32.75	ITEM: MOSISO Laptop Shoulder Bag Compatible with
7/3/2024	AMAZON CAPITAL SERVICES	1LQW-LYWX-XNKT	5607	616.14	ITEM: Gefolly 3200W Solar Street Lights Outdoor,
7/3/2024	ARMAS ENGINEERING INC	12289-Reissue	5608	1,424.47	Remove/replace hoses, nozzles, swivel & breakaway
7/3/2024	ARMAS ENGINEERING INC	12365	5608	2,161.68	Armas Inc—FM Repair services for bad nozzles
7/3/2024	AT&T	000021823269	5609	1,756.39	BAN 9391051754 /10/24-6/09/24 Services

VALLEJO FLOOD AND WASTEWATER DISTRICT  
DISBURSEMENTS REGISTER

CHECK DATE	NAME	INVOICE	CHECK NO	INVOICE NET	INVOICE DESCRIPTION
7/3/2024	BELL PRODUCTS INC	228542	5610	2,434.00	HVAC INSTALLATION
7/3/2024	BEST FIRE EQUIPMENT COMPANY	1644061224	5611	3,266.50	2024 Annual Maintenance Fire Extinguisher
7/3/2024	DENNIS C BURGESS	JULY 2024 AGR 2007	5612	84.64	Medical Premium Reim July 2024 Agr 2007
7/3/2024	CALTEST LAB	720346	5613	532.95	ICPMS METALS,MERCURY,NITRATE
7/3/2024	CALTEST LAB	720773	5613	1,061.15	CYANIDE, ICPMS METALS,NITRATE
7/3/2024	CALTEST LAB	720446	5613	127.30	Nitrate as N, Total phosphorus
7/3/2024	CALTEST LAB	720579	5613	1,028.85	Biochemical Oxygen Demand, Cyanide, ICPMS, Mercury
7/3/2024	CALTEST LAB	720683	5613	52.25	Ammonia as Nitrogen
7/3/2024	CDW GOVERNMENT INC	RQ45975	5614	590.39	NXDH460 - Cat 6 Cable Stock
7/3/2024	CDW GOVERNMENT INC	QQ35884	5614	158.41	NVQQ261 Austin Replace, DOM3 Install
7/3/2024	CINTAS CORPORATION NO 3	4194310567	5615	994.76	LAUNDRY SERVICE
7/3/2024	CINTAS CORPORATION NO 3	4196492718	5615	993.39	LAUNDRY SERVICE
7/3/2024	CINTAS CORPORATION NO 3	4197218992	5615	993.39	LAUNDRY SERVICE
7/3/2024	CITY OF VALLEJO WATER BILLING	062124 12630959210	5616	95.42	12630959210: 301 Greenmont Dr - IRR
7/3/2024	CITY OF VALLEJO WATER BILLING	062124 739782874	5616	111.70	739782874: 7977 Bordoni Dr
7/3/2024	CITY OF VALLEJO WATER BILLING	042524 12630959210	5616	82.92	12630959210: 301 Greenmont Dr - IRR
7/3/2024	CITY OF VALLEJO WATER BILLING	042524 739782874	5616	111.70	739782874: 7977 Bordoni Dr
7/3/2024	CORE & MAIN LP	U556848	5617	4,248.52	Inventory Restock - Pipes, Shear Rings
7/3/2024	CORE & MAIN LP	V101267	5617	1,520.76	restock inventory Couplings, strongback
7/3/2024	CRESO EQUIPMENT	6114009-0002	5618	4,828.41	BPO FY24-Telescopic Boom Lift Rental
7/3/2024	DKF SOLUTIONS GROUP LLC	22264	5619	375.00	Calosha Training and Consultin
7/3/2024	E & M INC	442579	5620	2,100.00	Limble Licensing-add CFP#38790 CMMS 4
7/3/2024	ELAVON INC	CA4152100624	5621	197.82	May Merchant Fees
7/3/2024	FLYERS ENERGY LLC	24-111893	5622	294.35	BPO FY24- Fuel, Flyers 548 Mobil Polyrex EM
7/3/2024	W W GRAINGER	9157990715	5623	488.92	Cable Lockout Steel Cables
7/3/2024	W W GRAINGER	9163425995	5623	727.31	Rocket Tower Light, Rechargeable worklightkit
7/3/2024	W W GRAINGER	9167780049	5623	606.76	KEEPSTOCK PROGRAM SUPPLIES
7/3/2024	W W GRAINGER	9055971890	5623	124.95	Potentiometer, 30VAC/42VDC Max
7/3/2024	W W GRAINGER	9110070076	5623	956.05	Cabinet Flat File, Drawer Black
7/3/2024	W W GRAINGER	9155653372	5623	1,620.01	Switchboard Mat Black Yellow border
7/3/2024	W W GRAINGER	9155524508	5623	143.37	Magnetic Meter Hanger, soft carrying case
7/3/2024	GSM ENGINEERED FABRICS LLC	INVGSM6582	5624	5,392.74	GSM filtration for belts
7/3/2024	HARRINGTON PLASTICS INC	00604187	5625	338.53	BPO FY24- 1/2" & 3/4" VALVE BALL TUBV
7/3/2024	HARRINGTON PLASTICS INC	00604378	5625	439.00	BPO FY24- 1/2" TEE FSRT, 3/4" STRAINER SDMNT
7/3/2024	HELIX LABORATORIES INC	91196	5626	15,142.05	COMMANDER ODOR H2S CONTROL
7/3/2024	HELIX LABORATORIES INC	91244	5626	15,142.05	COMMANDER ODOR H2S CONTROL
7/3/2024	INDUSTRIAL SCIENTIFIC CORP	2743750	5627	3,319.39	iNet Gas Monitoring 6/1/24-6/30/24
7/3/2024	INLAND BUSINESS SYSTEMS	IN4188740	5628	304.53	PHOTOCOPIER MAINTENANCE 5/30/24 to 6/29/24
7/3/2024	ISLAND ENERGY	201357001 06/11/2024	5629	121.43	Acct 201357001 5/1/24-6/1/24
7/3/2024	KIMBALL MIDWEST	102227212	5630	994.43	BPO FY24- MAINTENANCE SUPPLIES
7/3/2024	KIMBALL MIDWEST	102289603	5630	1,096.50	BPO FY24- MAINTENANCE SUPPLIES
7/3/2024	KIMBALL MIDWEST	102290522	5630	1,680.72	FIELD OPS SUPPLIES
7/3/2024	KIMBALL MIDWEST	102313091	5630	390.45	MAINTENANCE SUPPLIES
7/3/2024	KIMBALL MIDWEST	102337721	5630	746.30	MAINTENANCE SUPPLIES
7/3/2024	KSN INC	37645	5631	2,029.88	TUBBS ISLAND REHABILITATION
7/3/2024	LANGUAGE PEOPLE INC	169704	5632	95.00	For Eduardo Castillo Gomez Spanish Certification
7/3/2024	LC CLEANING SERVICES AND MAINTENANCE	1342	5633	9,600.00	JANITORIAL SERVICES- JUNE 2024
7/3/2024	LEGALSHIELD	240705	5634	91.82	Warrant 240705

VALLEJO FLOOD AND WASTEWATER DISTRICT  
DISBURSEMENTS REGISTER

CHECK DATE	NAME	INVOICE	CHECK NO	INVOICE NET	INVOICE DESCRIPTION
7/3/2024	LINDE GAS & EQUIPMENT INC	43014937	5635	20.10	BPO FY24
7/3/2024	LIPPINCOTT SUPPLY CO	273392	5636	12.06	Soc. Cap and Nylon Insert Lock Nut
7/3/2024	LONE STAR BLOWER INC	PS-INV108763 Reissue	5637	10,646.41	Gearless Turbo Blower - 25% deposit
7/3/2024	LYSTEK INTERNATIONAL LIMITED	153-879	5638	6,965.60	Biosolids Delivered to Fairfield OMRC-Month of May
7/3/2024	MANCO	569266	5639	6,540.58	Cl2 analyzer sample pumps
7/3/2024	MCMASTER-CARR SUPPLY COMPANY	27302142	5640	80.85	BPO FY24- BRASS LOCKOUT FOR VALVES
7/3/2024	MCMASTER-CARR SUPPLY COMPANY	28818386	5640	959.28	BPO FY24- THRU-WALL CONNECTORS, PVC PIPE FITTINGS
7/3/2024	MCMASTER-CARR SUPPLY COMPANY	29171038	5640	225.95	BPO FY24- WASHDOWN HEADLAMP, ROPE
7/3/2024	MCMASTER-CARR SUPPLY COMPANY	29181663	5640	92.67	Weather Resistant Inspection Tags
7/3/2024	MCMASTER-CARR SUPPLY COMPANY	29323886	5640	57.16	Breather Vent, steel
7/3/2024	MORGAN ALARM COMPANY INC	9156348	5641	156.00	Commercial Qtrly Monitoring 7/1/24-9/30/24
7/3/2024	MOSCHETTI INC	120686	5642	135.00	BPO FY24- COFFEE FOR OPERATIONS DEPT
7/3/2024	MOSCHETTI INC	120820	5642	135.00	BPO FY24- COFFEE FOR FIELD OPS DEPT
7/3/2024	MOSCHETTI INC	120898	5642	135.00	BPO FY24- COFFEE FOR FIELD OPS DEPT
7/3/2024	MOSCHETTI INC	121127	5642	135.00	BPO FY24- COFFEE FOR MAINT DIV
7/3/2024	MOSS RUBBER AND EQUIPMENT CORP	CA95-00033436	5643	51.82	Alum Adaptor and fitting
7/3/2024	MOSS RUBBER AND EQUIPMENT CORP	CA95-00033604	5643	1,815.91	6" X 8' 4420 W/VIC ENDS
7/3/2024	MUNICIPAL MAINTENANCE EQUIPMENT	023320	5644	4,456.65	Bay in Shop Service Labor and Parts
7/3/2024	MUNICIPAL MAINTENANCE EQUIPMENT	021516	5644	4,356.18	BPO FY24-Hyconn Ball Valve, Swivel Joint, 8" FLGD
7/3/2024	NAPA VALLEY PETROLEUM INC	825468	5645	122.37	Aluminum Cylinders
7/3/2024	NAPA VALLEY PETROLEUM INC	824003	5645	24.04	Aluminum Cylinder
7/3/2024	NAPA VALLEY PETROLEUM INC	820130-remaining	5645	4.00	Alum F.L. Cyl. Ex remaining invoice balance
7/3/2024	NEIGHBORLY PEST MANAGEMENT, INC	355589	5646	127.00	Pest Control Services for June
7/3/2024	NEW IMAGE LANDSCAPE COMPANY	147372	5647	1,300.00	LANDSCAPE MAINTENANCE JUNE 2024
7/3/2024	NICK'S CUSTOM GOLF CARTS	RO-10110	5648	935.69	Remove and replace hose reel on cart
7/3/2024	PACE SUPPLY CORPORATION	039495352	5649	1,719.04	4-Flange Adapter, 6", Groove, Flange, Ductile Iro
7/3/2024	PACIFIC GAS & ELECTRIC	0008302536-1	5650	58.40	Non-Energy Charges June 2024- Customer #541135
7/3/2024	PLATT ELECTRIC	6286588	5651	148.18	BPO FY24
7/3/2024	PLATT ELECTRIC	5H66811	5651	32.70	Conduit 3-in and 4-in plastic ins bshg
7/3/2024	PLATT ELECTRIC	6294374	5651	314.12	MIL 3Pk Clear Safety, 3Pk tinted safet
7/3/2024	PLATT ELECTRIC	7201571	5651	341.06	PDT PSLCBL Safety Lockouts
7/3/2024	PLATT ELECTRIC	7201585	5651	279.23	Terminal Block Scre, Bendall, V-Cutter, Utility Kn
7/3/2024	PREFERRED ALLIANCE INC	0196730-IN	5652	371.52	Random/Drug Screening 21-60 On-Site Participants
7/3/2024	PROFORMA RESOURCES	B644009129A	5653	1,097.26	IT Department Apparel
7/3/2024	QUADIENT FINANCE USA INC	061224	5654	1,127.31	April-June 24 Postage
7/3/2024	RAMOS OIL CO	IN-0137653	5655	8,996.61	Clear R99 Renewable Diesel
7/3/2024	RED WING SHOE STORE	167-1-164618	5656	350.00	Boot Allowance-Abi Enriquez-Eufrancio
7/3/2024	RED WING SHOE STORE	167-2-2540	5656	327.18	Safety Boots-Mike Botello
7/3/2024	RED WING SHOE STORE	173-1-143701	5656	308.13	Safety Boots-David Jaramillo
7/3/2024	RED WING SHOE STORE	173-1-144599	5656	273.65	Safety Boots-Johnathan Au
7/3/2024	RESTORATION MANAGEMENT CO	281866	5657	4,957.18	RESTORATION SERVICES
7/3/2024	RICE LAKE WEIGHING SYSTEMS	5218263	5658	374.50	Lab Annual Equipment Calibrations
7/3/2024	SAFE SOFTWARE INC	INV106854	5659	1,900.00	FME Database - Floating SN - Maintenance
7/3/2024	SLOAN SAKAI YEUNG & WONG LLP	54648	5660	9,127.66	Human Resources Advice
7/3/2024	SLOAN SAKAI YEUNG & WONG LLP	54942	5660	3,177.00	Human Resources Advice
7/3/2024	SLOAN SAKAI YEUNG & WONG LLP	55278	5660	2,521.16	Human Resources Advice
7/3/2024	SOUTHWEST VALVE LLC	34092B22864	5661	4,938.67	FY24-6" 606D Full Round Port Plug Valve, 175psi 3
7/3/2024	THATCHER COMPANY OF CALIFORNIA	2024250103101	5662	9,253.51	Sierra Sani-Chlor - 1 # BULK

VALLEJO FLOOD AND WASTEWATER DISTRICT  
DISBURSEMENTS REGISTER

CHECK DATE	NAME	INVOICE	CHECK NO	INVOICE NET	INVOICE DESCRIPTION
7/3/2024	THATCHER COMPANY OF CALIFORNIA	2024250103267	5662	7,833.74	Sierra Sani-Chlor - 1 # BULK
7/3/2024	TRITON TRUCK REPAIR INC	15315	5663	135.00	BIT INSPECTION LIC 1650864
7/3/2024	TRITON TRUCK REPAIR INC	15316	5663	135.00	BIT INSPECTION LIC 165086Z
7/3/2024	TRITON TRUCK REPAIR INC	15364	5663	135.00	BIT INSPECTION LIC 1610565
7/3/2024	TRITON TRUCK REPAIR INC	15367	5663	135.00	BIT INSPECTION LIC 1580284
7/3/2024	TRITON TRUCK REPAIR INC	15366	5663	135.00	BIT Inspection V267
7/3/2024	TRITON TRUCK REPAIR INC	15369	5663	135.00	BIT Inspection V263
7/3/2024	TRITON TRUCK REPAIR INC	15370	5663	135.00	BIT Inspection V283
7/3/2024	TRITON TRUCK REPAIR INC	15368	5663	135.00	BIT Inspection V241
7/3/2024	TRITON TRUCK REPAIR INC	15395	5663	269.89	V251 Schedule C Truck Service
7/3/2024	TRITON TRUCK REPAIR INC	15396	5663	259.89	V285 Schedule C Truck Service
7/3/2024	TRITON TRUCK REPAIR INC	15397	5663	306.85	V#280 Schedule C Truck Service
7/3/2024	TRITON TRUCK REPAIR INC	15398	5663	306.85	V#277 Schedule C Truck Service
7/3/2024	TRITON TRUCK REPAIR INC	15399	5663	253.91	V#263 Schedule C Truck Service
7/3/2024	UNITED SITE SERVICES OF CALIFORNIA	INV-4560120	5664	1,497.40	ADA Restroom/ 2 Station Hand Wash sink
7/3/2024	UNIVAR SOLUTIONS USA INC	52180768	5665	1,125.47	Caustic Soda 25% Bulk
7/3/2024	UNIVAR SOLUTIONS USA INC	52202263	5665	7,333.32	Sodium Bisulfite 25% Bulk
7/3/2024	VALLEJO ELECTRIC MOTOR	SI-3488	5666	764.75	Vallejo Electric RAS #3 Guard quote#SQ3451
7/3/2024	VALLEY YELLOW PAGES	060124	5667	346.00	June '24 Advertising Charges Account#990211
7/3/2024	VEOLIA WTS SERVICES USA INC	902720409	5668	127.87	Rental, DI, Mix Bed
7/3/2024	VISION SERVICE PLAN (CA)	820717040	5669	3,357.32	July 2024 Vision Premium
7/3/2024	VULCAN MATERIALS COMPANY	74030585	5670	803.83	5.13 QTY Cutback and Ton-Agg & Asphalt
7/3/2024	VULCAN MATERIALS COMPANY	74019085	5670	728.72	1/2" H A Type A/B PG64-16 Ton-Agg & Asphalt
7/3/2024	WATSON-MARLOW INC	SI255900 Remaining	5671	116.82	WM Pump Heads Qdos 30 Shipping & Tax PO#240323
7/3/2024	WECO INDUSTRIES LLC	0053850-IN	5672	2,329.93	(PM) CCTV REPAIRS AND MAINTENANCE
7/3/2024	WECO INDUSTRIES LLC	0053800-IN	5672	3,741.23	(PM) CCTV Repairs and Parts
7/3/2024	WECO INDUSTRIES LLC	0053687-IN	5672	271.68	(PM) CCTV REPAIRS AND MAINTENANCE
7/3/2024	YP WESTERN DIRECTORY LLC - THRYV	060724	5673	133.80	Acct# 800438706 Advertising Charges 6/1/24-6/30/24
7/3/2024	WILLDAN FINANCIAL SERVICES	010-58301	5674	1,750.00	Final Arbitrage Calculations 2011A and 2014A Bonds
7/3/2024	WILLDAN FINANCIAL SERVICES	010-58300	5674	2,000.00	Final Arbitrage Calculations 2011A and 2014A Bonds
7/8/2024	AAA BUSINESS SUPPLIES	2355454-0	5675	26.15	Finance Charge
7/8/2024	AAA BUSINESS SUPPLIES	2355955-0	5675	156.14	POCKET,WALL,LETTER,MESH,BLK
7/8/2024	ALHAMBRA	18500147 062224	5676	261.60	WATER SVC
7/8/2024	ALHAMBRA	18500147 052524	5676	1,151.30	WATER SVC
7/8/2024	ALLIANT INSURANCE SERVICES	2537267	5677	263.00	Travelers Surety Bond 2/10/24-2/10/25 Itucker
7/8/2024	BEARING ENGINEERING CO	5668429	5678	169.23	BPO FY24- POLY HP-2 CTN 40-14.5 OZ CARTRIDGES
7/8/2024	BEARING ENGINEERING CO	5672330	5678	(223.49)	Return V-belts Orig Inv#5661680 & 5661947
7/8/2024	BEARING ENGINEERING CO	5672510	5678	225.95	V-BELT
7/8/2024	BEARING ENGINEERING CO	569414	5678	702.93	BPO FY24-5 EACH CX150 BELT
7/8/2024	BIG CREEK LUMBER	2133520	5679	123.26	Plywood, drywall screws, staples, bond washer
7/8/2024	BIG CREEK LUMBER	2138273	5679	65.02	Flex Seal, liquid rubber sealant, putty knife
7/8/2024	BIG CREEK LUMBER	2150042	5679	180.42	Plastic Roof Cement, v-notch
7/8/2024	BIG CREEK LUMBER	2182884	5679	595.72	Plywood, Douglas Fir, Coarse Drywall Screws
7/8/2024	BOLT STAFFING SERVICE INC	59090	5680	2,712.00	Temp Svcs 6/17/24-6/21/24 Accountant C.Holguin
7/8/2024	BOLT STAFFING SERVICE INC	59212	5680	2,712.00	Temp Services 6/24/24-6/28/24 Accountant C.Holguin
7/8/2024	BORGES & MAHONEY	145271	5681	23,079.92	CI2 analyzers for contact C
7/8/2024	CALIFORNIA NEWSPAPERS LIMITED PARTNERSHIP - VALLEJO TIMES HERALD	0001408832	5682	306.00	VJO Chamber Magazine Spring 2024 Advert March 24
7/8/2024	CALIFORNIA NEWSPAPERS LIMITED PARTNERSHIP - VALLEJO TIMES HERALD	0001411646	5682	367.87	ROP/Interactive Advertising April 2024

VALLEJO FLOOD AND WASTEWATER DISTRICT  
DISBURSEMENTS REGISTER

CHECK DATE	NAME	INVOICE	CHECK NO	INVOICE NET	INVOICE DESCRIPTION
7/8/2024	CALIFORNIA NEWSPAPERS LIMITED PARTNERSHIP - VALLEJO TIMES HERALD	0001414609	5682	57.13	Interactive Advertising May 2024
7/8/2024	COMMONWEALTH LAND TITLE COMPANY	00039896	5683	5,000.00	Property Reports - Project # LAND01-WW-SRVS
7/8/2024	COMMONWEALTH LAND TITLE COMPANY	00039906	5683	1,300.00	Property Reports - Project # LAND01-WW-SRVS
7/8/2024	COMMONWEALTH LAND TITLE COMPANY	00039908	5683	1,300.00	Property Reports - Project # LAND01-WW-SRVS
7/8/2024	COMMONWEALTH LAND TITLE COMPANY	00039909	5683	1,300.00	Property Reports - Project # LAND01-WW-SRVS
7/8/2024	COMMONWEALTH LAND TITLE COMPANY	00039911	5683	1,300.00	Property Reports - Project # LAND01-WW-SRVS
7/8/2024	COMMONWEALTH LAND TITLE COMPANY	00039916	5683	3,900.00	Property Reports - Project # LAND01-WW-SRVS
7/8/2024	DELTA DENTAL PLAN	BE006156395	5684	13,278.00	June 2024 Dental
7/8/2024	EBIX INC	636772	5685	357.12	Top Safety English Web thru 10/2025
7/8/2024	EBIX INC	0995877-IN	5685	425.00	Risk Envision Lite Hosting Fees 6/1/24-6/30/24
7/8/2024	EBIX INC	0994736-IN	5685	425.00	Risk Envision Lite Hosting Fees 05/1/24-05/31/24
7/8/2024	EZ TREE INC	109480	5686	700.00	EZtree Sky Valley 2 clean up
7/8/2024	W W GRAINGER	9115251960	5687	3,240.03	Switchboard Mat Antifatigue Mat
7/8/2024	W W GRAINGER	9116627564	5687	67.21	Label Tape Cartridge, Vinyl
7/8/2024	W W GRAINGER	9126109009	5687	292.41	Heat Gun Kit, 20V
7/8/2024	W W GRAINGER	9126934208	5687	89.32	Dry Wipe Roll
7/8/2024	W W GRAINGER	9134299768	5687	656.70	Wall pack LED, photocell
7/8/2024	W W GRAINGER	9121903547	5687	683.55	valve needle
7/8/2024	W W GRAINGER	9132971962	5687	175.96	KEEPSTOCK PROGRAM SUPPLIES
7/8/2024	W W GRAINGER	9129965779	5687	252.83	PRESSURE GUAGE
7/8/2024	W W GRAINGER	9121199641	5687	892.60	Solenoid Valve, eyewear retainer, batteries
7/8/2024	W W GRAINGER	9118743179	5687	149.07	label cartridges
7/8/2024	W W GRAINGER	9133747684	5687	21.86	tape measure, sae, blade
7/8/2024	W W GRAINGER	9170959424	5687	210.76	KEEPSTOCK PROGRAM SUPPLIES
7/8/2024	GRAYMONT WESTERN US INC	4-424223 RI	5688	10,277.64	HIGH CALCIUM QUICKLIME
7/8/2024	GREEN VALLEY ALOHA SAW AND MOWER	82338	5689	66.70	Handlebar, chain loop, gallon mix fuel
7/8/2024	HOLT OF CALIFORNIA	SW050355169	5690	145.00	Perform 500 Service Hour Maintenance
7/8/2024	HOLT OF CALIFORNIA	SW050355214	5690	251.07	Perform 500 Service Hour Maintenance
7/8/2024	INLAND BUSINESS SYSTEMS	IN4245235	5691	304.53	PHOTOCOPIER Contract Base Rate 6/30/24-7/29/24
7/8/2024	LUDECA, INC	156513	5692	4,600.87	LUDECA-Vibration Kit-quote 24040856256
7/8/2024	MCMaster-CARR SUPPLY COMPANY	27186961	5693	669.35	OIL-LVL INDICATOR, BRASS ELBOW ON/OFF, PIPE FITTING
7/8/2024	MCMaster-CARR SUPPLY COMPANY	26326635	5693	159.16	HI-PRESSURE BRASS PIPE FITTING
7/8/2024	MCMaster-CARR SUPPLY COMPANY	26790958	5693	100.28	ELECTRICAL SUPPLIES
7/8/2024	MCMaster-CARR SUPPLY COMPANY	26922762	5693	173.80	ELECTRICAL SUPPLIES
7/8/2024	MCMaster-CARR SUPPLY COMPANY	27093303	5693	213.08	FOAM WRAP, STRETCH WRAP
7/8/2024	MCMaster-CARR SUPPLY COMPANY	27162740	5693	166.44	8 CORD GRIP
7/8/2024	MCMaster-CARR SUPPLY COMPANY	27167839	5693	68.12	COMPACT BRASS ON/OFF
7/8/2024	MCMaster-CARR SUPPLY COMPANY	27104612	5693	168.58	HEAT-SHRINK TUBING FOR DYMO RHINO LABEL PRINTERS
7/8/2024	MCMaster-CARR SUPPLY COMPANY	27088048	5693	1,066.22	BARBED HOSE FITTING, LOW-PRESSURE FORGED STEEL PIPE
7/8/2024	MCMaster-CARR SUPPLY COMPANY	27241113	5693	296.45	CTL CABLE, EMERGENCY STOP PANEL-MT BUTTON
7/8/2024	MCMaster-CARR SUPPLY COMPANY	29611492	5693	105.93	MAINTENANCE SUPPLIES
7/8/2024	MCMaster-CARR SUPPLY COMPANY	29548224	5693	871.67	Zinc-plated steel ubolt, conduit, tapered caps
7/8/2024	MCMaster-CARR SUPPLY COMPANY	28072324	5693	174.90	BPO FY24-Stainless Steel Head Hex Drive Scrw/Flang
7/8/2024	MCMaster-CARR SUPPLY COMPANY	27990548	5693	148.57	BPO FY24-Low Pressure 316 Stainless Steel 3/8 NPT
7/8/2024	MCMaster-CARR SUPPLY COMPANY	27908164	5693	392.53	BPO FY24-Cable, Stainless Steel, Fuses
7/8/2024	MUNICIPAL MAINTENANCE EQUIPMENT	024210	5694	397.38	Switch Pack, Mid Body
7/8/2024	MUNICIPAL MAINTENANCE EQUIPMENT	022861	5694	388.38	BPO FY24-ROTO Drill Nozzle, 1/2" Low Flow
7/8/2024	NAPA-VALLEJO WASTE MANAGEMENT	2207257	5695	186.96	C&D Recycling Tons 6/27/24

VALLEJO FLOOD AND WASTEWATER DISTRICT  
DISBURSEMENTS REGISTER

CHECK DATE	NAME	INVOICE	CHECK NO	INVOICE NET	INVOICE DESCRIPTION
7/8/2024	NAPA-VALLEJO WASTE MANAGEMENT	002131579-CR	5695	(58.71)	Credit on Account for Overpayment
7/8/2024	FRANK A OLSEN COMPANY	253941	5696	2,605.46	Water pressure sensor quote#22753
7/8/2024	PLATT ELECTRIC	SC88047	5697	7.95	Service Charge for past due invoices
7/8/2024	POLYDYNE INC	1842331	5698	19,765.29	Clarifloc WE-2100
7/8/2024	RAMOS OIL CO	IN-0138638	5699	5,686.29	Red Dyed Fuel
7/8/2024	SAFETY-KLEEN SYSTEMS INC	94720427	5700	665.56	Parts washer aqueous,gastec aqueous sample tube
7/8/2024	SOLANO CO DEPT OF RESOURCE MGMT	138796	5701	94.00	FY25 HAZMAT SURCHARGE 100 SANDY BEACH RD
7/8/2024	SOLANO CO DEPT OF RESOURCE MGMT	138792	5701	94.00	FY25 HAZMAT SURCHARGE 2 MORROW CV
7/8/2024	SOLANO CO DEPT OF RESOURCE MGMT	138791	5701	120.00	FY25 HAZMAT/CUPA SURCHARGE 2418 SACRAMENTO ST
7/8/2024	SOLANO CO DEPT OF RESOURCE MGMT	138803	5701	94.00	FY25 HAZMAT SURCHARGE 480 GLEN COVE PKWY
7/8/2024	SOLANO CO DEPT OF RESOURCE MGMT	138797	5701	94.00	FY25 HAZMAT SURCHARGE 515 MEADOWS DR
7/8/2024	SOLANO CO DEPT OF RESOURCE MGMT	138806	5701	94.00	FY25 HAZMAT SURCHARGE 230 GREENMONT DR
7/8/2024	SOLANO CO DEPT OF RESOURCE MGMT	138804	5701	94.00	FY25 HAZMAT SURCHARGE 2015 GLEN COVE MARINA RD
7/8/2024	SOLANO CO DEPT OF RESOURCE MGMT	138798	5701	94.00	FY25 HAZMAT SURCHARGE 1523 LANDMARK DR
7/8/2024	SOLANO CO DEPT OF RESOURCE MGMT	138794	5701	94.00	FY25 HAZMAT SURCHARGE 3239 SONOMA BLVD
7/8/2024	SOLANO CO DEPT OF RESOURCE MGMT	138800	5701	94.00	FY25 HAZMAT SURCHARGE 198 WILDFLOWER AVE
7/8/2024	SOLANO CO DEPT OF RESOURCE MGMT	138805	5701	94.00	FY25 HAZMAT SURCHARGE 1332 LEMON ST
7/8/2024	SOLANO CO DEPT OF RESOURCE MGMT	138913	5701	120.00	FY25 HAZMAT/CUPA SURCHARGE 2515 SACRAMENTO ST
7/8/2024	SOLANO CO DEPT OF RESOURCE MGMT	138793	5701	94.00	FY25 HAZMAT SURCHARGE 941 PUEBLO WAY
7/8/2024	SOLANO CO DEPT OF RESOURCE MGMT	138799	5701	94.00	FY25 HAZMAT SURCHARGE 1661 LANDMARK DR
7/8/2024	SOLANO CO DEPT OF RESOURCE MGMT	138801	5701	94.00	FY25 HAZMAT SURCHARGE 785 RAILROAD AVE
7/8/2024	SOLANO CO DEPT OF RESOURCE MGMT	138795	5701	94.00	FY25 HAZMAT SURCHARGE 150 SEA MIST DR
7/8/2024	SOLANO CO DEPT OF RESOURCE MGMT	138807	5701	94.00	FY25 HAZMAT SURCHARGE 1500 COLUMBUS PKWY
7/8/2024	SOLANO CO DEPT OF RESOURCE MGMT	141874	5701	391.00	02/01/25-01/31/26 HAZMAT/ABV GROUND STO 450 RYDER
7/8/2024	SOUTHWEST VALVE LLC	35352B23970	5702	1,144.23	Direct Mount Chainwheel 6"" diameter
7/8/2024	THATCHER COMPANY OF CALIFORNIA	2024250103440	5703	7,666.94	Sierra Sani-Chlor
7/8/2024	VACAVILLE TOW INC.	24-6805	5704	1,147.00	4.5 hrs Tow Vin#2NP3HJ8X7JM474795 (Plate:1451632)
7/8/2024	VALLEJO ELECTRIC MOTOR	RI-4115	5705	22,889.43	Vallejo Electric-Sky 1 Motor- Quote# RQ3002
7/8/2024	VAPEX ENVIRONMENTAL TECHNOLOGIES, LLC	00001291	5706	9,800.00	Primary scum remediation equipment pilot (rental).
7/10/2024	STATE OF CALIFORNIA - EDD	L0932752208	5758	684.72	Unempl Ins. Benefit 1/1-3/31/24 - 2 Employees
7/12/2024	AAA BUSINESS SUPPLIES	2354824-0	5707	86.38	pens ball point, spoon, polystyr
7/12/2024	AAA BUSINESS SUPPLIES	2349423-0	5707	7.12	BPO FY24-Finance Charge
7/12/2024	AAA BUSINESS SUPPLIES	2348245-0	5707	155.55	BPO FY24-Trimmer 15"" Blade, Spoons, Office Suppli
7/12/2024	ALLIANT INSURANCE SERVICES	2711770	5708	42,859.00	Mobile Vehicle Program Policy Renew 7/1/24-7/1/25
7/12/2024	AMAZON CAPITAL SERVICES	1PFR-MQKK-77KX	5709	335.18	ITEM: Microflex SafeGrip SG-375 X-Large Thick 14.
7/12/2024	AMAZON CAPITAL SERVICES	1KMW-69PJ-9PLX	5709	175.87	ITEM: Wonder Grip WG318XXL Work Gloves, 2X-Large
7/12/2024	AMAZON CAPITAL SERVICES	1G6P-NFG7-JKHX	5709	135.94	ITEM: Burndy U3CRT Stainless Steel U Die, Index 9
7/12/2024	AT&T	000021909838	5710	57.19	BAN 9391035199 5/27/24-6/26/24
7/12/2024	AVEVA SOFTWARE LLC	442010	5711	525.00	Limble-Additional User CMMS Enterprise
7/12/2024	BEECHER ENGINEERING INC	0624-97	5712	1,960.00	Engineering Services During Const. 5/25/24-6/30/24
7/12/2024	BERT WILLIAMS & SONS INC	2430631	5713	(58.44)	Credit Memo- Original Invoice# 2429752
7/12/2024	BERT WILLIAMS & SONS INC	2452395	5713	(78.97)	Credit Memo- Original Invoice# 2452393
7/12/2024	BERT WILLIAMS & SONS INC	2470295	5713	120.68	1-Gal windshield wash
7/12/2024	BERT WILLIAMS & SONS INC	2470190	5713	45.45	Multi-Purpose Lift S
7/12/2024	BLUEPRINT EXPRESS CORP	BEN-50775	5714	137.75	Planroom - Building 68 roof replacement
7/12/2024	CALIFORNIA CAD SOLUTIONS	701725	5715	6,750.00	Misc Project Work Completed May-June 2024
7/12/2024	CDW GOVERNMENT INC	SB87733	5716	2,970.51	Storage Drives for Backup Server Quote NXVB710
7/12/2024	CDW GOVERNMENT INC	SC49803	5716	154,006.42	New Virtual Desktop Servers for District

VALLEJO FLOOD AND WASTEWATER DISTRICT  
DISBURSEMENTS REGISTER

CHECK DATE	NAME	INVOICE	CHECK NO	INVOICE NET	INVOICE DESCRIPTION
7/12/2024	CDW GOVERNMENT INC	PX37794	5716	93.97	Apple USB-C Power Adapter PO#240373
7/12/2024	CDW GOVERNMENT INC	QV29625	5716	1,693.23	Printer for IT Department, HP Color LaserJet Pro
7/12/2024	CHANDLER ASSET MANAGEMENT INC	2405VFWD	5717	2,386.89	Investment Management Services 5/1/24-5/31/24
7/12/2024	CINQUINI & PASSARINO INC	11282	5718	632.50	Boundary Survey - Easement Survey 4 Mariposa
7/12/2024	CINTAS CORPORATION NO 2	5218692667	5719	370.41	First Aid Restock Supplies
7/12/2024	CLEARSTAR INC	1509419	5720	67.20	APPLICANT BACKGROUND CHECK - STEPHANIE HOLLIDAY
7/12/2024	COMCAST	070324	5721	217.02	Acct# 8155 30 024 1240209 7/08/24-08/07/24
7/12/2024	COMMONWEALTH LAND TITLE COMPANY	00039927	5722	1,300.00	Property Reports - Project # LAND01-WW-SRVS
7/12/2024	CORE & MAIN LP	V143423	5723	3,759.69	Hymax Grip Coupling received prior to 7/1/24
7/12/2024	CRESCO EQUIPMENT	6114009-0004	5724	4,835.94	Diesel Telescopic Jib rental final bil6/18-7/01/24
7/12/2024	DIRECT LINE INC	240703566101	5725	341.00	JULY 2024 AFTER HOURS DISPATCH AND ANSWER
7/12/2024	DIRECT LINE INC	240603566101	5725	321.00	JUNE 2024 AFTER HOURS DISPATCH AND ANSWER
7/12/2024	E & M INC	443555	5726	22,580.00	AVEVA SCADA upgrades-WWTP - AX Services
7/12/2024	E & M INC	443851	5726	16,785.00	AVEVA SCADA upgrades-WWTP - AX Services
7/12/2024	GLOBALSTAR USA	000000065479553	5727	310.66	Monthly Satellite Svc Act#AC00316588 01/31-3/15/24
7/12/2024	GLOBALSTAR USA	000000067149493	5727	250.46	Monthly Satellite Svc Act#AC00316588 3/16-4/15/24
7/12/2024	GLOBALSTAR USA	000000068822634	5727	249.02	Monthly Satellite Svc Act#AC00316588 04/16-5/15/24
7/12/2024	GLOBALSTAR USA	000000070501361	5727	249.02	Monthly Satellite Svc Act#AC00316588 05/16-6/15/24
7/12/2024	GLOBALSTAR USA	000000072189797	5727	249.02	Monthly Satellite Svc Act#AC00316588 06/16-7/15/24
7/12/2024	GLOBALSTAR USA	000000063822624 -tax	5727	18.42	AC00316588 Taxes & Surcharge 1/16-2/15/24
7/12/2024	GRAYBAR	9337871453	5728	407.50	ITEM: Type F Narrow Slot Wiring Duct, 2 in. w x 4
7/12/2024	GSW CONSTRUCTION INC	Payment 04-CWP004	5729	413,300.00	CONST OF NEW BEDFORD SEWER LIFT STATION JUNE 2024
7/12/2024	HANSON BRIDGETT LLP	1382445	5730	26,252.71	Legal Services through June 30 2024
7/12/2024	HANSON BRIDGETT LLP	1382446	5730	10,899.50	Legal Services rendered through June 30, 2024
7/12/2024	INLAND BUSINESS SYSTEMS	IN4185480	5731	53.61	PHOTOCOPIER MAINTENANCE 05/2824-06/24/24
7/12/2024	JOE A. GONSALVES & SONS	161706	5732	4,000.00	Consulting services - July 2024
7/12/2024	KIMBALL MIDWEST	102357259	5733	882.25	Plant maintenance supplies
7/12/2024	KIMBALL MIDWEST	102376699	5733	805.65	Plant Maintenance Supplies
7/12/2024	KSN INC	37878	5734	99,487.12	Tubbs Island Levee Rehab Project 5/1/24-5/31/24
7/12/2024	SANDY LI	REIMB 06/25/24	5735	221.00	CWEA Membership Reimb
7/12/2024	MANN URRUTIA NELSON CPAS	2837774	5736	10,500.00	INTERIM AUDIT YEAR ENDED 6-30-2024
7/12/2024	NEW IMAGE LANDSCAPE COMPANY	147040	5737	1,300.00	LANDSCAPE MAINTENANCE MAY 2024
7/12/2024	Clementine Tennie	343 Woodrow Ave	5738	2,266.00	Upper Later Repl, Two-way & District cleanout
7/12/2024	PACIFIC GAS & ELECTRIC	7656692521-0: 062824	5739	46.68	05/23/24-06/23/24
7/12/2024	PACIFIC GAS & ELECTRIC	4533476807-9: 070324	5739	76.62	05/29/24-06/26/24
7/12/2024	PACIFIC GAS & ELECTRIC	6532590894-8: 070224	5739	2,479.09	05/28/24-06/25/24
7/12/2024	PACIFIC GAS & ELECTRIC	7876441979-8: 070224	5739	1,982.77	05/28/24-06/25/24
7/12/2024	PACIFIC GAS & ELECTRIC	3342820283-3: 062624	5739	19.57	05/23/24-06/23/24
7/12/2024	PACIFIC GAS & ELECTRIC	1164740405-9: 070224	5739	224.64	05/28/24-06/25/24
7/12/2024	PETERSON POWER SYSTEMS INC	SW270059203	5740	10,488.68	Repair Maritime Gen Quote 2126143-1
7/12/2024	PETERSON POWER SYSTEMS INC	ARIP177	5740	157.33	SW270059203-Finance Charge
7/12/2024	POINT 1 ELECTRICAL SYSTEM INC	30536	5741	763.50	MONITORING OF BUILDING 67 JULY 2024
7/12/2024	PONTICELLO ENTERPRISES CONSULTING ENGINEERS, INC	097.024.001	5742	3,171.25	T.O. 1 to Agreement 3074 - ARPA Upper Lateral Prog
7/12/2024	PONTICELLO ENTERPRISES CONSULTING ENGINEERS, INC	097.024.002	5742	7,433.75	T.O. 1 to Agreement 3074 - ARPA Upper Lateral Prog
7/12/2024	PONTICELLO ENTERPRISES CONSULTING ENGINEERS, INC	097.000.018	5742	17,810.00	Development Review Support Services June 2024
7/12/2024	PSOMAS	208271	5743	110,743.61	Mare Island Pump Station Project #POF016
7/12/2024	SAMBA HOLDINGS INC	INV01536936	5744	291.54	6/1/24-6/30/24 Q License Subscription
7/12/2024	SF BAY REG'L WATER QUAL CONTROL BRD	2023 Tubbs Permit	5745	2,985.00	401 Water Quality Cert Permit 2023 Tubbs Is Repair

VALLEJO FLOOD AND WASTEWATER DISTRICT  
DISBURSEMENTS REGISTER

CHECK DATE	NAME	INVOICE	CHECK NO	INVOICE NET	INVOICE DESCRIPTION
7/12/2024	SHARESQUARED INC	3179	5746	2,590.00	Sharepoint 2016 to Microsoft 365 Migration
7/12/2024	TANNER PACIFIC INC	224-211	5747	4,202.50	COLUMBUS PKWY SWR LIFT STATION 5/1-31/2024 DEV002
7/12/2024	TARGET SOLUTIONS LEARNING LLC	INV96518	5748	6,010.00	VECTOR EHS - 07/01/24 - 06/30/25
7/12/2024	TERRACON CONSULTANTS INC	TM25635	5749	8,920.00	New Bedford SSSL Field Density Testing, PM Review
7/12/2024	TPX COMMUNICATIONS	180087902-0	5750	1,420.62	In-House Phone 6/23/24-7/22/24
7/12/2024	TRI-CITY FENCE COMPANY INC	0077771-IN	5751	4,981.00	Fencing repair in plant on Ryder street.
7/12/2024	V&A CONSULTING ENGINEERS INC	23820	5752	22,170.00	2024 Flow Monitoring- 05/01/24-06/30/2024
7/12/2024	VISION COMMUNICATIONS	0762046-IN	5753	284.71	2 Remote Speakers Mic W/Emergency Button IP67
7/12/2024	VISION COMMUNICATIONS	MAY2431	5753	25.00	Inv#0762046-Finance Charge (01-VAL0002)
7/12/2024	VULCAN MATERIALS COMPANY	74019086	5754	85.90	SS-1 Oil - 5 Gallon w/Bucket
7/12/2024	VULCAN MATERIALS COMPANY	74015910	5754	4,060.43	3/4 Class 2 Base Ton-Agg & Asphalt Dump
7/12/2024	WEST YOST & ASSOCIATES	2058689	5755	4,566.48	Review Solano 360 - TO#3 to Agmt 2038 5/4-31/24
7/12/2024	WESTERN ELECTRICAL SERVICES, LLC	IWE68124	5756	28,416.97	Remote switch operator and accessories
7/12/2024	WRIGHT GUARD, LLC	10388	5757	13,900.00	SECURITY SERVICE 06/2024
7/19/2024	AAA BUSINESS SUPPLIES	2356673-0	5759	78.07	Pocket Wall Letter, Mesh
7/19/2024	HEALTH AND HUMAN RESOURCE CENTER INC.	07052024	5760	144.44	CAPITATION FOR AUGUST 2024 - 92 EMPLOYEES
7/19/2024	AMAZON CAPITAL SERVICES	11TK-KDLG-LNXH	5761	146.40	Jet Swet plumbing plug tools
7/19/2024	AMAZON CAPITAL SERVICES	11QC-WV4K-LHJ4	5761	30.54	Liquid Ant Killer, Ant Bait
7/19/2024	AMAZON CAPITAL SERVICES	1DTV-XP7D-LDQ9	5761	108.14	ITEM: Microflex SafeGrip SG-375 X-Large Thick 14.
7/19/2024	AMAZON CAPITAL SERVICES	1C9K-FXNG-MCTK	5761	52.05	Office Supplies
7/19/2024	AMAZON CAPITAL SERVICES	1Q1Q-CRH7-MKQ7	5761	54.60	Sample Bins
7/19/2024	AMAZON CAPITAL SERVICES	13R7-QWJ9-FLKL	5761	757.04	Heavy Duty CrownWalls, Chemical Guys Car Wash Soap
7/19/2024	BELL PRODUCTS INC	228323	5762	2,116.31	Preventative Maintenance - cooling
7/19/2024	BELL PRODUCTS INC	229912	5762	524.42	Control Room not Cooling. Install new thermostat
7/19/2024	BERT WILLIAMS & SONS INC	2466235	5763	146.20	BMT-65 BATTERIES
7/19/2024	BLAISDELL'S BUSINESS PRODUCTS	1855034-0	5764	806.27	office chair
7/19/2024	CALIFORNIA NEWSPAPERS LIMITED PARTNERSHIP - VALLEJO TIMES HERALD	0001417250	5765	807.06	Classified Advertising CWM038 & Public Hearing
7/19/2024	CDW GOVERNMENT INC	1G6P-NFG7-JKHX	5766	19,599.45	Storage Drives for Backup Server Quote NXVB710
7/19/2024	CHANDLER ASSET MANAGEMENT INC	2406VFWD	5767	3,041.09	Investment Management Services 6/1/24-6/30/24
7/19/2024	CITY OF VALLEJO WATER BILLING	070224 14216767978	5768	7,929.32	14216767978: 450 Ryder Street
7/19/2024	CITY OF VALLEJO WATER BILLING	070224 14478969618	5768	298.38	14478969618: 450 Ryder Street-FS
7/19/2024	CITY OF VALLEJO WATER BILLING	070224 14480369632	5768	298.38	14480369632: 450 Ryder Street-FS1
7/19/2024	CITY OF VALLEJO WATER BILLING	070224 14216567976	5768	128.28	14216567976: 450 Ryder Street-FS2
7/19/2024	CITY OF VALLEJO WATER BILLING	070224 14480169630	5768	192.88	14480169630: 450 Ryder Street-Domestic
7/19/2024	CITY OF VALLEJO WATER BILLING	070224 14677571504	5768	430.88	14677571504: Equipment #148
7/19/2024	CITY OF VALLEJO WATER BILLING	070224 14677771506	5768	755.88	14677771506: Equipment #267
7/19/2024	CITY OF VALLEJO WATER BILLING	070224 14677971508	5768	130.88	14677971508: Equipment #268
7/19/2024	CITY OF VALLEJO WATER BILLING	070224 14678171510	5768	130.88	14678171510: Equipment #261
7/19/2024	CITY OF VALLEJO WATER BILLING	070224 14216782792	5768	47.33	14216782792: 2015 GLEN COVE MARINA RD
7/19/2024	CITY OF VALLEJO WATER BILLING	062824 14027566718	5768	164.75	14027566718: 1501 Landmark Dr.
7/19/2024	CITY OF VALLEJO WATER BILLING	062824 14027966720	5768	198.25	14027966720: 1649 Landmark Dr. Irr
7/19/2024	CITY OF VALLEJO WATER BILLING	062824 14774380434	5768	91.21	14774380434: 7098 Alder Creek Rd.
7/19/2024	CITY OF VALLEJO WATER BILLING	050324 14480369632	5768	298.38	14480369632: 450 Ryder Street-FS1
7/19/2024	CITY OF VALLEJO WATER BILLING	050324 14677571504	5768	130.88	14677571504: Equipment #148
7/19/2024	CITY OF VALLEJO WATER BILLING	050324 14216782792	5768	47.33	14216782792: 2015 GLEN COVE MARINA RD
7/19/2024	CITY OF VALLEJO WATER BILLING	060524 14480369632	5768	298.38	14480369632: 450 Ryder Street-FS1
7/19/2024	CITY OF VALLEJO WATER BILLING	060524 14216782792	5768	47.33	14216782792: 2015 GLEN COVE MARINA RD
7/19/2024	CORODATA MEDIA STORAGE INC	RS3631626	5769	58.30	Document Storage 6/1/24-6/30/24 Finance

VALLEJO FLOOD AND WASTEWATER DISTRICT  
DISBURSEMENTS REGISTER

CHECK DATE	NAME	INVOICE	CHECK NO	INVOICE NET	INVOICE DESCRIPTION
7/19/2024	CORODATA MEDIA STORAGE INC	RS3631624	5769	58.30	Document Storage 6/1/24-6/30/24 Admin
7/19/2024	ENS RESOURCES INC	3621	5770	5,000.00	Consulting Services- June 2024
7/19/2024	ENTERPRISE FLEET MANAGEMENT	FOT0172391	5771	907.57	Lease/Maint
7/19/2024	ENTERPRISE FLEET MANAGEMENT	FMR0201026	5771	12,924.09	Lease
7/19/2024	FEDERAL EXPRESS	8-523-26938	5772	66.10	Shipping Charges-FIN
7/19/2024	FEDERAL EXPRESS	9-676-13069	5772	3.14	Shipping-Late Fee
7/19/2024	FEDERAL EXPRESS	8-551-18646	5772	29.65	Shipping Charges
7/19/2024	FEDERAL EXPRESS	9-676-58079	5772	5.15	Late Charges
7/19/2024	FEDERAL EXPRESS	9-677-95264	5772	5.29	Late Charges
7/19/2024	FIRST VANGUARD RENTALS & SALES	1-510757	5773	6,232.93	Folding Arrow Board Trailer
7/19/2024	W W GRAINGER	9173146219	5774	54.57	Tape Measures
7/19/2024	W W GRAINGER	9174966664	5774	254.85	Metallic Conduit Steel, Conduit Strap
7/19/2024	W W GRAINGER	9176144534	5774	72.32	Straight Blade Plug
7/19/2024	W W GRAINGER	9177928547	5774	548.49	NEMAMAG MOTOR STARTER,ELECTRIC
7/19/2024	W W GRAINGER	9180755325	5774	497.37	EMRG LGHT, PLST NICK CAD, LED
7/19/2024	GRAYBAR	9337997681	5775	557.59	ITEM: Type F Narrow Slot Wiring Duct, 2 in. w x 4
7/19/2024	HARRINGTON PLASTICS INC	00604771	5776	542.29	Valve Degas Auto Vent
7/19/2024	HELIX LABORATORIES INC	91224	5777	15,142.05	COMMANDER ODOR H2S CONTROL
7/19/2024	IRONCLAD HOLDCO, LLC - A&P CALIBRATIONS, LLC	6556	5778	2,355.00	Autoclave, Pressure Logger, Pipet Calibrations
7/19/2024	MALLORY SAFETY AND SUPPLY LLC	5935071	5779	649.92	Mallory Safety Supply-masks and harnesses-3494340
7/19/2024	MALLORY SAFETY AND SUPPLY LLC	5938134	5779	2,972.61	Mallory Safety Supply-masks and harnesses-3494340
7/19/2024	MCMaster-CARR SUPPLY COMPANY	29670346	5780	76.47	Stainless Steel Button Head, Socket Head, Locknut
7/19/2024	MCMaster-CARR SUPPLY COMPANY	29692581	5780	276.59	Multi-Outlet Extension Cord for Harsh Environments
7/19/2024	MCMaster-CARR SUPPLY COMPANY	29801107	5780	142.32	Weatherproof Outlet box, routing clamp,hex head
7/19/2024	MCMaster-CARR SUPPLY COMPANY	29772556	5780	357.00	PVDF Cam and Groove hose coupling
7/19/2024	MCMaster-CARR SUPPLY COMPANY	27383479	5780	214.95	TABLOID SIZE PAPERS, HIGHLIGHTER SET
7/19/2024	MCMaster-CARR SUPPLY COMPANY	27389559	5780	101.09	SPST-NO CONTACT BLOCK
7/19/2024	MCMaster-CARR SUPPLY COMPANY	27461620	5780	533.48	ELECTRICAL SUPPLIES
7/19/2024	MCMaster-CARR SUPPLY COMPANY	27469825	5780	259.04	THICK-WALL PVC PIPE FITTING
7/19/2024	MCMaster-CARR SUPPLY COMPANY	27472302	5780	372.84	ELECTRICAL SUPPLIES
7/19/2024	MCMaster-CARR SUPPLY COMPANY	27550304	5780	75.45	MANUAL TOOL AND BLIND RIVETS KIT
7/19/2024	MCMaster-CARR SUPPLY COMPANY	27556653	5780	66.17	ELECTRICAL SUPPLIES
7/19/2024	MUNICIPAL MAINTENANCE EQUIPMENT	021875	5781	(1,364.15)	Credit Memo for Invoice #021516, V-663-1104
7/19/2024	MUNICIPAL MAINTENANCE EQUIPMENT	023910	5781	710.06	Transducer Press & Temp, Transducer Pressure
7/19/2024	MUNICIPAL MAINTENANCE EQUIPMENT	024259	5781	2,010.61	Manual Level Wind Guide
7/19/2024	MUNICIPAL MAINTENANCE EQUIPMENT	024283	5781	832.11	Transducer Pressure
7/19/2024	NAPA VALLEY PETROLEUM INC	828396	5782	24.04	Alum F.L. Cyl. Ex.
7/19/2024	NAPA VALLEY PETROLEUM INC	828672	5782	24.04	Alum F.L. Cyl. Ex.
7/19/2024	PACIFIC GAS & ELECTRIC	4959050051-5: 071224	5783	987.26	06/06/24-07/07/24
7/19/2024	PACIFIC GAS & ELECTRIC	1076695568-5: 070824	5783	21.58	05/31/24-06/30/24
7/19/2024	PACIFIC GAS & ELECTRIC	0008310542-9	5783	58.40	NON-ENERGY CHARGES 7/1/24-7/31/24 Acct 541135
7/19/2024	PINE FLAT RANCH INC - CITY WIDE FACILITY SOLUTIONS NORTH BAY	52079000128	5784	87.12	JANITORIAL SERVICES - SUPPLIES PAPER TOWELS
7/19/2024	PLATT ELECTRIC	5H87347	5785	40.87	Cable Cutter Hilev
7/19/2024	PLATT ELECTRIC	5H87587	5785	113.09	Electrical Supplies, LFMC Conn, RDC Bush Mall
7/19/2024	PLATT ELECTRIC	7200754	5785	155.06	Plstc Insul Bsh, 2In STI L-T-C, CONduit 2In Locknu
7/19/2024	PLATT ELECTRIC	5I48526	5785	34.54	RRY PRHELB- 3/4x90 elbow
7/19/2024	PREFERRED ALLIANCE INC	0197167-IN	5786	371.52	Drug Screening 21-60 On-Site Participants
7/19/2024	R & S ERECTION OF VALLEJO INC	7-10-1018988	5787	285.00	Gate Repair

VALLEJO FLOOD AND WASTEWATER DISTRICT  
DISBURSEMENTS REGISTER

CHECK DATE	NAME	INVOICE	CHECK NO	INVOICE NET	INVOICE DESCRIPTION
7/19/2024	R & S ERECTION OF VALLEJO INC	8936GR	5787	618.00	Gate Repair
7/19/2024	RED WING SHOE STORE	167-1-165762	5788	230.01	Matt Hethcock Safety Shoes
7/19/2024	SAFETY-KLEEN SYSTEMS INC	94771566	5789	81.00	Antifreeze used srvc nonpreq Gal/LT
7/19/2024	SHAREGATE	149548	5790	8,491.50	ShareGate 2 year renewal
7/19/2024	SOUTHWEST VALVE LLC	35548B23944	5791	4,136.65	10"" Milliken/Pratt Plug Valve - Rec'd after 7/1/2
7/19/2024	SOUTHWEST VALVE LLC	35549B23943	5791	2,323.10	6"" 601N1-BG Plug Valve - Rec'd after 7/1/24
7/19/2024	UNIVAR SOLUTIONS USA INC	52243877	5792	9,599.97	Sodium Bisulfite
7/19/2024	VALLEY YELLOW PAGES	070124	5793	346.00	July Advertising Charges Acct#990211
7/19/2024	XEROX CORP	5968842	5794	326.66	PHOTOCOPIER LEASE - 6/28/24-7/27/24
7/19/2024	XEROX CORP	5974124	5794	275.32	PHOTOCOPIER LEASE - 06/30/24-7/29/24
7/22/2024	CALIF DEPT OF TAX AND FEE ADMIN	Q2 2024	5795	749.00	2nd Qtr 2024 Use Tax
7/22/2024	STATE WATER RESOURCES CONTROL BOARD	SW-0288369	5796	704.00	Annual Permit Fee Index# 598611
7/22/2024	STATE WATER RESOURCES CONTROL BOARD	070924 BA070824-05	5796	25.00	Dishonored Check Fee
7/26/2024	AAA BUSINESS SUPPLIES	C2355955-7	5797	(156.14)	Return Pocket Wall Letter Mesh, Inv# 2355955-0
7/26/2024	AAA BUSINESS SUPPLIES	2356971-0	5797	260.99	Bowl, paper Coated, facial tissue
7/26/2024	AAA BUSINESS SUPPLIES	2357589-0	5797	382.58	Creamer, Swiffer, Plates
7/26/2024	AAA BUSINESS SUPPLIES	2357737-0	5797	254.14	Plate, Paper, Coated, File Cabinet
7/26/2024	AAA BUSINESS SUPPLIES	2357737-1	5797	161.81	File Cab/Ltr, 3 Drawer, black
7/26/2024	ABAG POWER	AR035834	5798	16,431.89	FY 25 Levelized Charge - Nat Gas
7/26/2024	ACCESS	10898432 - Remaining	5799	54.00	Remaining Balance 5/1-5/31/24 Storage
7/26/2024	AFLAC	240719	5800	577.92	PD 20240719
7/26/2024	ALHAMBRA	18500147 072024	5801	1,163.78	WATER SVC
7/26/2024	AMAZON CAPITAL SERVICES	1C4M-XVDQ-7TW4	5802	123.20	Distilled white vinegar
7/26/2024	AMAZON CAPITAL SERVICES	1VK6-KD4X-7PWT	5802	64.96	ITEM: BIC Gel-ocity Quick Dry Gel Pen, Fine Point
7/26/2024	AMAZON CAPITAL SERVICES	1YPP-KKVV-9P6M	5802	144.20	Deutch Connector Kit
7/26/2024	AMAZON CAPITAL SERVICES	1G4Q-4YNX-9QYF	5802	709.03	ITEM: Nestle Coffee mate Coffee Creamer, Hazelnut
7/26/2024	AMAZON CAPITAL SERVICES	1XP3-W6M3-MGRG	5802	176.75	ITEM: STAR BRITE Liquid Electrical Tape, Black -
7/26/2024	AMAZON CAPITAL SERVICES	1R4Y-PHTW-RWFR	5802	29.12	Magnetic Screen Door (bug prevention)
7/26/2024	AMAZON CAPITAL SERVICES	1XKC-9YLP-TF6H	5802	25.66	ITEM: SFF-8644 to Mini SAS SFF-8088 HD Cable, 6Gb
7/26/2024	AMAZON CAPITAL SERVICES	19KF-LWLC-TG9N	5802	258.72	VDI server power cables and iPhone cases
7/26/2024	AMAZON CAPITAL SERVICES	16PW-FHWM-6XRJ	5802	147.50	Vinegar for OPS
7/26/2024	AMAZON CAPITAL SERVICES	19HM-CM4K-XMWG	5802	323.25	ITEM: Master Lock - 1484B 20 Pack Lockout Station
7/26/2024	AMAZON CAPITAL SERVICES	1LQW-LYWX-XCYC	5802	36.19	Finance Office Supplies
7/26/2024	AMAZON CAPITAL SERVICES	1NCY-77T7-Y4D1	5802	19.64	ITEM: 4 Pack [Apple MFi Certified] Apple Charging
7/26/2024	AT&T	000021970861	5803	1,756.39	BAN 9391051754 Svcs 6/10/24-7/09/24
7/26/2024	AT&T MOBILITY	X07102024	5804	5,325.43	Acct# 287301074904 - 6/2-24-7/3/24
7/26/2024	BANNER BANK	Payment 16-POF016-Re	5805	60,450.75	ESCROW #2151MIPS 3W Effluent Bypass 0359-16 RET
7/26/2024	BAY AREA AIR QUALITY MGT DIST	T173016	5806	23,815.00	Permit renew 7/1/24-7/1/25 B130404F3319
7/26/2024	BAY AREA AIR QUALITY MGT DIST	T172717	5806	491.00	Permit renew 9/1/24-9/1/25 B113228F13113
7/26/2024	BAY AREA AIR QUALITY MGT DIST	T172826	5806	1,638.00	Permit renew 9/1/24-9/1/25 B143945F20249
7/26/2024	BAY AREA AIR QUALITY MGT DIST	T172718	5806	494.00	Permit renew 9/1/24-9/1/25 B113229F13114
7/26/2024	BAYSHORE BUILDING MATERIALS	41905	5807	306.40	Concrete, Asphalt
7/26/2024	BAYSHORE BUILDING MATERIALS	41892	5807	133.79	YD 6 sack cone
7/26/2024	BAYWORK	1357	5808	1,500.00	Annual Fee 7/1/24-6/30/25
7/26/2024	BELL PRODUCTS INC	229987	5809	239.00	Maintenance Office A/C Not Cooling
7/26/2024	BERT WILLIAMS & SONS INC	2472410	5810	60.39	wix spin-on fuel, unvl lead, boots tmnl str
7/26/2024	BERT WILLIAMS & SONS INC	2472551	5810	33.95	Hood Lift Support
7/26/2024	BEST FIRE EQUIPMENT COMPANY	2407023	5811	173.33	Annual Fire Extinguisher Maintenance

VALLEJO FLOOD AND WASTEWATER DISTRICT  
DISBURSEMENTS REGISTER

CHECK DATE	NAME	INVOICE	CHECK NO	INVOICE NET	INVOICE DESCRIPTION
7/26/2024	BOLT STAFFING SERVICE INC	58636	5812	2,712.00	Temp Services 5/20/24-5/24/24 C.Holguin Accountant
7/26/2024	DENNIS C BURGESS	AUGUST 2024 AGR 2007	5813	84.64	Medical Premium Reim Aug 2024 Agr 2007
7/26/2024	CALIFORNIA NEWSPAPERS LIMITED PARTNERSHIP - VALLEJO TIMES HERALD	0001414610	5814	311.94	Classified Advertising - Inviting Bid BPL010
7/26/2024	CALTEST LAB	720828	5815	532.95	ICPMS-CM Metals, Mercury, Nitrate
7/26/2024	CALTEST LAB	720937	5815	871.15	Cyanide, ICPMS, Mercury, Pesticides, Oil&Grease
7/26/2024	CALTEST LAB	720938	5815	465.50	Cyanide, Pesticides, Oil & Grease
7/26/2024	CALTEST LAB	720939	5815	465.50	Cyanide, OC Pesticides, Oil & Grease
7/26/2024	CALTEST LAB	720894	5815	490.20	Biochemical Oxygen Demand, ICPMS, Mercury
7/26/2024	CALTEST LAB	720895	5815	490.20	Biochemical Oxygen Demand, ICPMS, Mercury
7/26/2024	CC PROPERTY INVESTMENTS, LLC	INV-23034-3952642	5816	1,020.00	Cloud Backup for Veeam 8/1/24-9/1/24
7/26/2024	CINTAS CORPORATION NO 3	4198623606	5817	1,033.90	LAUNDRY SERVICE
7/26/2024	CINTAS CORPORATION NO 3	4197776113	5817	1,429.26	LAUNDRY SERVICE
7/26/2024	CINTAS CORPORATION NO 3	4199340707	5817	1,033.90	LAUNDRY SERVICE
7/26/2024	CITY OF VALLEJO WATER BILLING	070224 14774374350	5818	49.33	14774374350: DOM 2
7/26/2024	CITY OF VALLEJO WATER BILLING	070224 14774374352	5818	47.33	14774374352: DOM 3
7/26/2024	CITY OF VALLEJO WATER BILLING	070224 14774374354	5818	41.08	14774374354: DOM 4
7/26/2024	CITY OF VALLEJO WATER BILLING	070224 14774374662	5818	22.33	14774374662: DOM 5
7/26/2024	CITY OF VALLEJO WATER BILLING	070224 14774374356	5818	47.33	14774374356: DOM 6
7/26/2024	CITY OF VALLEJO WATER BILLING	070224 14774374358	5818	61.72	14774374358: DOM 7
7/26/2024	CITY OF VALLEJO WATER BILLING	070224 14774374360	5818	47.33	14774374360: DOM 8
7/26/2024	CITY OF VALLEJO WATER BILLING	070224 14774376348	5818	193.38	14774376348: 450 RYDER ST #159 TRLR
7/26/2024	CITY OF VALLEJO WATER BILLING	071024 6852329782	5818	58.92	6852329782: Shady & Wildflower-IRR Ln
7/26/2024	CITY OF VALLEJO WATER BILLING	071024 14774330976	5818	58.92	14774330976: 150 Sea Mist Drive VSFCD
7/26/2024	CITY OF VALLEJO WATER BILLING	071024 14774364410	5818	64.81	14774364410: 120 Whitesides Dr. VSFCD
7/26/2024	CITY OF VALLEJO WATER BILLING	071024 14774381246	5818	87.70	14774381246: 480 Regatta VSFCD
7/26/2024	CITY OF VALLEJO WATER BILLING	071024 15795330492	5818	175.63	15795330492: Old Glen Cove Rd. Irrig
7/26/2024	CITY OF VALLEJO WATER BILLING	071524 73973260	5818	696.23	73973260: Solano-Stewart
7/26/2024	CITY OF VALLEJO WATER BILLING	071524 30451300	5818	96.21	30451300: 1332 Lemon Street
7/26/2024	CITY OF VALLEJO WATER BILLING	071524 1929874	5818	122.87	1929874: Solano-Sonoma
7/26/2024	CITY OF VALLEJO WATER BILLING	071524 4199317594	5818	122.87	4199317594: 100 Sandy Beach Road
7/26/2024	CITY OF VALLEJO WATER BILLING	071524 19293626	5818	95.02	19293626: 313 Cypress Ave
7/26/2024	CITY OF VALLEJO WATER BILLING	051024 14774364410	5818	58.92	14774364410: 120 Whitesides Dr. VSFCD
7/26/2024	CITY OF VALLEJO WATER BILLING	051024 15795330492	5818	159.66	15795330492: Old Glen Cove Rd. Irrig
7/26/2024	CLEARSTAR INC	1510510	5819	205.97	EMPLOYMENT VERIFICATION BACKGROUND CHECK
7/26/2024	COMMONWEALTH LAND TITLE COMPANY	00040084	5820	5,000.00	Property Reports - Project # LAND01-WW-SRVS
7/26/2024	COMMONWEALTH LAND TITLE COMPANY	00040085	5820	1,300.00	Property Reports - Project # LAND01-WW-SRVS
7/26/2024	COMMONWEALTH LAND TITLE COMPANY	00040120	5820	1,300.00	Property Reports - Project # LAND01-WW-SRVS
7/26/2024	CORODATA MEDIA STORAGE INC	RS3631625	5821	152.61	Document Storage 6/1/24-6/30/24 Engineering
7/26/2024	CSRMA	7387	5822	266,450.62	Property Insurance Premium 7/1/24-7/1/25
7/26/2024	CSRMA	7335	5822	464,397.00	Workers Comp Insurance Premium
7/26/2024	CSRMA	3905	5822	2,628.10	File No. 3042794 Martinez, Andrea Claim
7/26/2024	CSRMA	3908	5822	3,249.75	File No. 3045772 Cabrera, Trever-James F. Claim
7/26/2024	CSRMA	3927	5822	5,442.70	File No. 3064127 Stewart, Brian Claim
7/26/2024	CSRMA	3928	5822	3,484.00	File No. 3064128 Ricafrente, Epifania D. Claim
7/26/2024	E & M INC	444688	5823	5,935.00	AVEVA SCADA upgrades-WWTP - AX Services
7/26/2024	FEDERAL EXPRESS	8-503-07294	5824	64.41	Shipping Charges
7/26/2024	FISHER ELECTRICAL INTEGRATION INC.	1303	5825	3,915.86	Influent Flow Verification Service & Report
7/26/2024	FRANKLIN MILLER INC	37690	5826	5,324.26	Franklin Miller Super Shredder quote#64321

VALLEJO FLOOD AND WASTEWATER DISTRICT  
DISBURSEMENTS REGISTER

CHECK DATE	NAME	INVOICE	CHECK NO	INVOICE NET	INVOICE DESCRIPTION
7/26/2024	GHD INC	380-0053162	5827	7,343.94	Tubbs Island sample collection Svcs thru 5/25/24
7/26/2024	W W GRAINGER	9066489346	5828	500.93	Tubing 3/8 I.D. 100 Ft CClear, flexible
7/26/2024	W W GRAINGER	9181436610	5828	78.15	Reducing Adapter
7/26/2024	W W GRAINGER	9186787637	5828	81.72	Danger Tags
7/26/2024	W W GRAINGER	9186819406	5828	67.56	Circuit Breaker Accessory
7/26/2024	GRAYBAR	9338116526	5829	186.95	ITEM: Type F Narrow Slot Wiring Duct, 2 in. w x 4
7/26/2024	GRAYMONT WESTERN US INC	4-425883 RI	5830	10,821.57	High Calcium Quicklime
7/26/2024	HACH COMPANY	14069016	5831	3,700.31	Hach transmitter SC4500 w/o plug mA Output (shelf
7/26/2024	HARRINGTON PLASTICS INC	00604865	5832	1,283.28	Strainer Basket Simplex S/T
7/26/2024	HAZEN AND SAWYER	20075-009-1	5833	5,855.00	Vallejo Microvi Options 5/1/24-5/31/24
7/26/2024	HAZEN AND SAWYER	20075-008-9	5833	2,297.50	Repl PO230273 -Low Cost Nutrient Opt 12/1/23-2/29
7/26/2024	HELIX LABORATORIES INC	91265	5834	15,142.05	Commander 330 Gallon Totes
7/26/2024	ICF CONSULTING GROUP, INC.	2024-270888	5835	4,815.46	VFW Task- 03/29/2024-06/30/2024
7/26/2024	ISLAND ENERGY	07/09/2024	5836	2,779.25	Service Period: 06/01/2024-07/03/2024
7/26/2024	ISLAND ENERGY	201357001 07/09/2024	5836	115.37	Acct 201357001 6/1/24-7/1/24
7/26/2024	KAAM GROUP	11650	5837	8,795.99	OPS—Kaam Group Lime Cure
7/26/2024	KIMBALL MIDWEST	102423933	5838	1,219.37	Maintenance Shop Supplies
7/26/2024	KSN INC	38055	5839	21,028.12	Tubbs Isl Levee Rehad 6/1-24-6/30/24
7/26/2024	LEGALSHIELD	240719	5840	91.82	PD 20240719
7/26/2024	LINDE GAS & EQUIPMENT INC	44149685	5841	20.10	6/20/24-7/20/24 Ind High Pressure < 100CF
7/26/2024	LONE STAR BLOWER INC	PS-INV109179	5842	29,809.96	Gearless Turbo Blower
7/26/2024	LYSTEK INTERNATIONAL LIMITED	153-901	5843	5,016.06	Delivery of biosolids to Fairfield OMRC June 2024
7/26/2024	MALLORY SAFETY AND SUPPLY LLC	5923780	5844	716.86	Mallory Safety Supply-masks and harnesses-3494340
7/26/2024	MCMASTER-CARR SUPPLY COMPANY	30083371	5845	219.52	Lock-Link Chain-Not for Lifting Trimmed
7/26/2024	MCMASTER-CARR SUPPLY COMPANY	30083046	5845	1,362.00	Strut Channel Washer, Beam Clamp
7/26/2024	MCMASTER-CARR SUPPLY COMPANY	30145220	5845	139.33	Black Locknut, electrical tape
7/26/2024	MCMASTER-CARR SUPPLY COMPANY	30326842	5845	359.45	CPVC Pipe Fitting, Strut-Mount Vibration, Valve
7/26/2024	MCMASTER-CARR SUPPLY COMPANY	30326066	5845	107.24	Wing Nut Expansion Plugs
7/26/2024	MCMASTER-CARR SUPPLY COMPANY	30324117	5845	306.78	Wall-Mount Door Holder, panel mount holder, dremel
7/26/2024	MCMASTER-CARR SUPPLY COMPANY	30385742	5845	476.69	HDPE Plastic Jug, Strut-Mount Routing Clamps
7/26/2024	MCMASTER-CARR SUPPLY COMPANY	30459550	5845	121.35	Low-Pressure Pipe Repair Clamp, Pipe Fittings
7/26/2024	MOSCHETTI INC	121705	5846	35.76	New Coffee Filters
7/26/2024	MOSS RUBBER AND EQUIPMENT CORP	ca95-00033844	5847	33.31	Fittings
7/26/2024	MYERS & SONS CONSTRUCTION LP	Payment 16-POF016	5848	1,209,015.00	MIPS 3W Effluent Bypass Project 06/01/24-06/30/24
7/26/2024	NEIGHBORLY PEST MANAGEMENT, INC	360523	5849	127.00	Pest Control Services for July
7/26/2024	NEW IMAGE LANDSCAPE COMPANY	420806	5850	12,750.00	weed abatement
7/26/2024	David Maroney	313 Louisiana St	5851	3,371.00	Upper Lateral Repl, Two-way Cleanout, District C/O
7/26/2024	Maria Flores	1920 Tennessee St	5852	3,096.00	Upper Later Replacement, Two-way cleanout
7/26/2024	Robert Johnston	1227 Granada St.	5853	400.00	Two-Way Cleanout
7/26/2024	Ryan Rinker	221 Louisiana St.	5854	2,346.00	Upper lateral Repl, Two-Way Cleanout, District C/O
7/26/2024	PACIFIC GAS & ELECTRIC	1449702343-3: 071124	5855	196,777.93	06/01/24-06/30/24
7/26/2024	PACIFIC GAS & ELECTRIC	0782990870-1: 071824	5855	3,006.75	06/12/24-07/12/24
7/26/2024	PINE FLAT RANCH INC - CITY WIDE FACILITY SOLUTIONS NORTH BAY	32079000593	5856	7,010.87	JANITORIAL SERVICES 7/1/24-7/31/24
7/26/2024	PINE FLAT RANCH INC - CITY WIDE FACILITY SOLUTIONS NORTH BAY	52079000132	5856	505.54	24x24 Micron/Liners
7/26/2024	PINE FLAT RANCH INC - CITY WIDE FACILITY SOLUTIONS NORTH BAY	52079000133	5856	226.60	Individual Softone White Multi-Fold Paper Towel
7/26/2024	PINE FLAT RANCH INC - CITY WIDE FACILITY SOLUTIONS NORTH BAY	42079000192	5856	4,412.46	Strip & Wax Floor Mech Bldg, Ops/Field/Showers
7/26/2024	PINE FLAT RANCH INC - CITY WIDE FACILITY SOLUTIONS NORTH BAY	52079000130	5856	133.56	Individual Softone White Multi-Fold Paper Towel
7/26/2024	PINE FLAT RANCH INC - CITY WIDE FACILITY SOLUTIONS NORTH BAY	42079000200	5856	90.90	Janitorial Services - Admin Fee multifold towels

VALLEJO FLOOD AND WASTEWATER DISTRICT  
DISBURSEMENTS REGISTER

CHECK DATE	NAME	INVOICE	CHECK NO	INVOICE NET	INVOICE DESCRIPTION
7/26/2024	PLATT ELECTRIC	Y865839	5857	488.77	Shaft Guide, Padlockin
7/26/2024	PLATT ELECTRIC	4W66152	5857	41.55	THHN- BLK STU-CU 100FT, Orange coding, supplites
7/26/2024	PLATT ELECTRIC	5156092	5857	216.71	Electrical Supplies
7/26/2024	PLATT ELECTRIC	7208294	5857	695.35	Electrical Supplies
7/26/2024	PLATT ELECTRIC	5199536	5857	(155.16)	Return/Credit Inv#5148526 & 7208294
7/26/2024	POLYDYNE INC	1827195	5858	24,706.63	Clarifloc WE-2100
7/26/2024	POLYDYNE INC	1833001	5858	24,706.62	Clarifloc WE-2100
7/26/2024	POLYDYNE INC	1833391	5858	19,765.29	Clarifloc WE-2100
7/26/2024	PSOMAS	210269	5859	118,742.53	MIPS Construction Mgmt Svcs 5/31/24-6/30/24
7/26/2024	RAMOS OIL CO	IN-0140323	5860	1,543.14	Unleaded 87 and Clear R99 Fuel
7/26/2024	RAMOS OIL CO	IN-0140739	5860	13,630.85	Clear Diesel Fuel
7/26/2024	RECOLOGY VALLEJO	8551002778871	5861	1,814.00	3230 Sonoma Blvd Svc 5/22/24 Acct #8100165058
7/26/2024	RECOLOGY VALLEJO	768433549	5861	5,472.07	Garbage Services 5/31/24
7/26/2024	RICE LAKE WEIGHING SYSTEMS	5226464	5862	170.00	Rice Lake Annual Thermometer Calibrations
7/26/2024	RICE LAKE WEIGHING SYSTEMS	5216235	5862	1,954.50	Annual Equipment Calibrations - See C5216235
7/26/2024	SGS NORTH AMERICA INC	2405230S	5863	58.00	BFP#2 Gear HYT3 Oil Analysis
7/26/2024	SGS NORTH AMERICA INC	2405147S	5863	174.00	Pump/Bearing Frame, HYT3 Oil Analysis
7/26/2024	SLOAN SAKAI YEUNG & WONG LLP	55537	5864	109.50	Human Resources Advice
7/26/2024	SOUTHWEST VALVE LLC	35897B24452	5865	2,323.38	6" 0600-9001AS1LW & Freight
7/26/2024	SOUTHWEST VALVE LLC	35897B24478	5865	4,482.16	6" 0600-9001AS1LW & Freight
7/26/2024	STADIA REALTY INC	1778	5866	10,943.75	Real Estate and GIS Support Services
7/26/2024	STATE OF CALIFORNIA - DMV	3/4/24-2023 Wanco	5867	32.00	License Plate Fee -5F11S1012P1006138
7/26/2024	STILLWATER SCIENCES	9340201	5868	979.25	Tubbs Isl Levee Erosion - Biological svc 5/15-6/30
7/26/2024	STILLWATER SCIENCES	9340300	5868	9,270.98	Env Svcs for Tubbs Levee erosion repair 5/15-6/30
7/26/2024	TANNER PACIFIC INC	224-250	5869	1,629.50	SPPS rehab Const Mgmt/insepect 6/1-6/30/24
7/26/2024	TANNER PACIFIC INC	224-268	5869	2,050.00	Secondary Electrical Upgrades 6/1-6/30/24 PSC005
7/26/2024	TANNER PACIFIC INC	224-251	5869	6,163.75	AddnTO #3 PY PO 230349 6/2024 Columbus Pkwy SW
7/26/2024	TERRACON CONSULTANTS INC	TM32500	5870	2,650.00	New Bedford SLS Mostly June Services thru 7/6/24
7/26/2024	THE PAPE' GROUP, INC	1544943	5871	2,125.57	repair backhoe WO#1544943
7/26/2024	TRITON TRUCK REPAIR INC	15449	5872	365.00	V#267 troubleshoot, inspect, test vehicle
7/26/2024	UNITED SITE SERVICES OF CALIFORNIA	INV-4628692	5873	1,397.57	ADA Restroom/ 2 Station Hand Wash sink
7/26/2024	VACAVILLE TOW INC.	24-7549	5874	1,022.00	Towing - Toll 4 Axle - V241
7/26/2024	VEOLIA WTS SERVICES USA INC	902777245	5875	127.87	Rental DI Mix Bed
7/26/2024	VULCAN MATERIALS COMPANY	74065453	5876	591.99	1/2 HMA Type A/B PG 64-16
7/26/2024	VULCAN MATERIALS COMPANY	74068741	5876	1,193.75	1/2 HMA Type A/B PG 64-16
7/26/2024	VULCAN MATERIALS COMPANY	74070320	5876	592.97	1/2 HMA Type A/B PG 64-16
7/26/2024	WECO INDUSTRIES LLC	0053928-IN	5877	3,369.77	Couplings, Sprocket, Bearings, Seal, O-ring, gear
7/26/2024	WEST YOST & ASSOCIATES	2059163	5878	9,139.59	Sonoma/Porter and Rice/Beach SWRehab Design 6/2024
7/26/2024	WEST YOST & ASSOCIATES	2059109	5878	10,641.34	SW - DHI to PCSWMM modeling conversion June 2024
7/26/2024	WEST YOST & ASSOCIATES	2059070	5878	402.80	Review Solano 360 - TO#3 to Agmt 2038 6/1-6/30/24
7/26/2024	WEST YOST & ASSOCIATES	2059063	5878	19,261.24	On call-New Bedford SW Lift Station 4/9/24-6/30/24
7/26/2024	WOODARD & CURRAN INC	236735	5879	6,406.75	SPPS Phase 2 - Period End 6/30/2024
7/26/2024	WRIGHT GUARD, LLC	10396	5880	4,950.00	Security Assessment
7/26/2024	YP WESTERN DIRECTORY LLC - THRYV	050724	5881	133.82	Advertising Charges 5/1/24-5/31/24 Acct#800438706
7/26/2024	YP WESTERN DIRECTORY LLC - THRYV	070724	5881	135.65	Advertising Charges 7/1-7/31/24 Acct#800438706
8/2/2024	ALLIANT INSURANCE SERVICES	27708631	5883	1,284.00	Commercial Crime Renewal 7/1/24-7/1/25
8/9/2024	AAA BUSINESS SUPPLIES	2336418-0	5884	609.62	Chair, Task Arms
8/9/2024	AAA BUSINESS SUPPLIES	2331644-0	5884	7.60	Green Tea Lab

VALLEJO FLOOD AND WASTEWATER DISTRICT  
DISBURSEMENTS REGISTER

CHECK DATE	NAME	INVOICE	CHECK NO	INVOICE NET	INVOICE DESCRIPTION
8/9/2024	AAA BUSINESS SUPPLIES	2360705-0	5884	151.05	Sugar substitute, pads, LTR, PERF
8/9/2024	AAA BUSINESS SUPPLIES	C2321538-7	5884	(10.51)	Return Coffee Filters, 12cup Orig Inv#2321538-7
8/9/2024	AAA BUSINESS SUPPLIES	2342671-0	5884	703.28	Cross-Performance Chair
8/9/2024	AAA BUSINESS SUPPLIES	2349806-0	5884	211.53	Pens, Ball Pt, Tape, Batteries, Spoons, Creamer
8/9/2024	AAA BUSINESS SUPPLIES	C2349806-7	5884	(86.38)	Return Ball pt pens, spoons. Orig Inv#2349806-0
8/9/2024	AAA BUSINESS SUPPLIES	2351522-0	5884	488.70	Box,Kraft, Storage Box
8/9/2024	AAA BUSINESS SUPPLIES	2360908-0	5884	47.29	Dishwashing liquid, sponge
8/9/2024	AAA BUSINESS SUPPLIES	2361988-0	5884	27.86	Finance Charge
8/9/2024	ACCESS	11018547	5885	83.67	DEPT Shred Service date 6/27/2024 - FINAL
8/9/2024	ACCESS	11018548	5885	381.69	Storage Period 7/01/24-07/31/24
8/9/2024	ACCESS	11018549	5885	15.74	Records Management Storage Period 7/1/24-7/31/24
8/9/2024	ACCESS	11018550	5885	146.03	Records Management Storage Period 7/1/24-7/31/24
8/9/2024	ACCESS	11025340	5885	1,581.63	Record Mgmt Services Termination Invoice
8/9/2024	ACCESS	11066990	5885	206.21	Record Mgmt Svcs 8/1/24-8/31/24
8/9/2024	ACCESS	11066991	5885	15.74	Record Mgmt Svcs 8/1/24-8/31/24
8/9/2024	ACCESS	11066992	5885	171.34	Record Mgmt Svcs 8/1/24-8/31/24
8/9/2024	AFLAC	240802	5886	577.92	Payroll 2024-08-02
8/9/2024	AMAZON CAPITAL SERVICES	1RVJ-TK73-LDNW	5887	326.84	Master Lock, padlock, lock out tag out
8/9/2024	AMAZON CAPITAL SERVICES	1JK4-RR4-LV3G	5887	168.24	Amazon Order—OPS Ecolab Limeaway 1 Gal
8/9/2024	AMAZON CAPITAL SERVICES	1PWQ-YMF4-T6PH	5887	18.82	ITEM: SmartSign 9 x 6 inch (Pack of 1) "Caution -
8/9/2024	AMAZON CAPITAL SERVICES	1D3T-FPHY-V1Y3	5887	89.52	Amazon Order—OPS Flags
8/9/2024	AMAZON CAPITAL SERVICES	1KDX-NPFQ-19MC	5887	13.61	ITEM: Uniball Signo 207, 12 Pack 1.0mm Bold Blue
8/9/2024	AMAZON CAPITAL SERVICES	1QDQ-LDPT-TK1D	5887	4,916.24	ITEM: Commercial Misting System - Industrial Grad
8/9/2024	AMAZON CAPITAL SERVICES	1QJW-YL31-XTXG	5887	107.00	Motion Pro Cable Lubricant for Control Cables - FM
8/9/2024	AMAZON CAPITAL SERVICES	1VJJ-R7J1-TWGX	5887	256.69	ITEM: Carhartt mens High Visibility Force Long SI
8/9/2024	AMAZON CAPITAL SERVICES	1VPG-773T-VL9G	5887	1,323.29	ITEM: Carhartt Men's High Visibility Force Long S
8/9/2024	AMAZON CAPITAL SERVICES	1RXM-HVCF-W4HM	5887	32.54	Assorted supplies
8/9/2024	AMAZON CAPITAL SERVICES	1YJ7-TPMW-1VYT	5887	15.50	OPS—Amazon Order Toilet Paper Holder Stand
8/9/2024	AMAZON CAPITAL SERVICES	1DLT-FF7H-PFKD	5887	141.75	Otterbox Iphone SE 3rd & 2nd Gen Cases
8/9/2024	AMAZON CAPITAL SERVICES	19X3-CVVH-N4VF	5887	336.73	Fimco ATV Boom Kit, 5 Nozzle
8/9/2024	AMAZON CAPITAL SERVICES	16KY-R4GF-PLYD	5887	826.32	ITEM: Gefolly 3200W Solar Street Lights Outdoor,
8/9/2024	AMAZON CAPITAL SERVICES	1FTM-F7GP-PMXG	5887	46.96	Amazon Order—FM 1 1/2 Diesel Installation Kit
8/9/2024	AMAZON CAPITAL SERVICES	1JDF-W6GX-NK37	5887	425.64	Amazon Order—FM Bird Repeller
8/9/2024	AMAZON CAPITAL SERVICES	16KY-R4GF-PT11	5887	72.74	Amazon Order—FM Zero Odor Pro - Odor eliminator
8/9/2024	AMAZON CAPITAL SERVICES	1PCV-FYGG-Q9D1	5887	98.30	ITEM: Carhartt mens High Visibility Force Long SI
8/9/2024	AMAZON CAPITAL SERVICES	111V-LP4M-QH4M	5887	124.51	Amazon Order—OPS Vinegar, Bobrick B
8/9/2024	AMAZON CAPITAL SERVICES	1RQP-1DDK-P644	5887	14.87	OPS—Amazon Order Wastebasket
8/9/2024	AMAZON CAPITAL SERVICES	1HXH-RLYW-RWNP	5887	49.11	ITEM: Apple 20W USB-C Power Adapter - iPhone Char
8/9/2024	ARMAS ENGINEERING INC	12743	5888	744.00	Air Quality Re-Test
8/9/2024	ARMOR LOCKSMITH SERVICES	58514	5889	281.39	Locksmith Services
8/9/2024	ARMOR LOCKSMITH SERVICES	86945	5889	387.18	Locksmith Services
8/9/2024	SCOT CAMPBELL - BAY POWER LLC	3549	5890	4,145.75	Consulting Services & Report - service truck
8/9/2024	SCOT CAMPBELL - BAY POWER LLC	3548	5890	(2,980.00)	MONITORING,CONSULTING INV#3532 CREDIT MEMO
8/9/2024	BAYSHORE BUILDING MATERIALS	41955	5891	609.02	Concrete, Calcium, Blade
8/9/2024	BAYSHORE BUILDING MATERIALS	41982	5891	133.78	Concrete
8/9/2024	BEECHER ENGINEERING INC	0724-97	5892	3,430.00	Engineering Services Electrical Upgrades 7/1-7/24/
8/9/2024	BERT WILLIAMS & SONS INC	2474275	5893	178.59	Battery
8/9/2024	BERT WILLIAMS & SONS INC	2474291	5893	2.91	ATM-25 AMP Blade Fus

VALLEJO FLOOD AND WASTEWATER DISTRICT  
DISBURSEMENTS REGISTER

CHECK DATE	NAME	INVOICE	CHECK NO	INVOICE NET	INVOICE DESCRIPTION
8/9/2024	BERT WILLIAMS & SONS INC	2474739	5893	171.36	Battery
8/9/2024	BERT WILLIAMS & SONS INC	2474757	5893	(21.85)	Core Return credit inv 2474739
8/9/2024	BEST FIRE EQUIPMENT COMPANY	2119071024	5894	1,222.58	ANNUAL FIRE EXTINGUISHER TRAINING 2024
8/9/2024	CALIFORNIA BANK OF COMMERCE - GSW CONSTRUCTION	Payment 04-CWP004-RE	5895	20,665.00	ACCT#1156157 NEW BED LIFT STATION
8/9/2024	CALIFORNIA BANK OF COMMERCE - GSW CONSTRUCTION	Payment 05-CWP004-RE	5895	14,748.21	ACCT#1156157 NEW BED LIFT STATION
8/9/2024	CDW GOVERNMENT INC	SH05604	5896	5,446.88	New VDI server GBICs
8/9/2024	CDW GOVERNMENT INC	SH86210	5896	384.73	NZJF756 Storage Array Cables to tape drive
8/9/2024	CDW GOVERNMENT INC	SJ80888	5896	5,643.00	Quote# NZKK067 SolarWinds Software Maint Renewal
8/9/2024	CDW GOVERNMENT INC	SM65086	5896	10,501.47	2000826255 HPE Renewals Software Hardware
8/9/2024	CDW GOVERNMENT INC	SN83690	5896	130.01	Apple 20W USB-C Power Adapter
8/9/2024	CINTAS CORPORATION NO 3	4200046280	5897	1,053.33	LAUNDRY SERVICE
8/9/2024	CINTAS CORPORATION NO 2	5223526776	5898	108.79	First Aid Restock Supplies
8/9/2024	CITY OF VALLEJO	2005-4995/6 #20	5899	100.00	ANNUAL LEASE PAYMENT FOR 403 RYDER ST
8/9/2024	CITY OF VALLEJO WATER BILLING	071924 14774379350	5900	82.92	14774379350: 3239 Sonoma Blv
8/9/2024	CITY OF VALLEJO WATER BILLING	072624 14774326472	5900	78.92	14774326472: 701 CATALINA CIR
8/9/2024	CITY OF VALLEJO WATER BILLING	072624 14216779958	5900	111.70	14216779958: 591 TISDALE AVE
8/9/2024	CITY OF VALLEJO WATER BILLING	072624 3230313088	5900	82.92	3230313088: N SIDE SEARS PT
8/9/2024	CITY OF VALLEJO WATER BILLING	072624 3228713078	5900	82.92	3228713078: 2420 SACRAMENTO ST
8/9/2024	CITY OF VALLEJO WATER BILLING	072624 14774380418	5900	82.92	14774380418: 515 MEADOWS DR
8/9/2024	CIVICPLUS LLC	310888	5901	158.00	SSL Setup- Client PProvided Only per domain (onetim
8/9/2024	CLOUDBURST INC	1020952	5902	11,004.15	Cloudburst odor control system
8/9/2024	COMCAST	072424	5903	190.02	Acct# 8155 30 024 1165646
8/9/2024	COMCAST	08032024	5903	205.02	Acct# 8155 30 024 1240209 8/8/24-9/7/24
8/9/2024	CORE & MAIN LP	V082332	5904	1,553.54	restock inventory
8/9/2024	DAVID JARAMILLO	Travel Reimb 7/22/24	5905	136.90	Per Diem CWEA Expo 7/10/24-7/12/24
8/9/2024	DIRECT LINE INC	240803566101	5906	321.00	AUG 2024 AFTER HOURS DISPATCH AND ANSWER
8/9/2024	DUKE'S ROOT CONTROL INC	26902	5907	45,404.90	ROOT CONTROL SERVICES
8/9/2024	EBIX INC	0996586-IN	5908	425.00	Risk Envision Lite Hosting Fees 7/1/24-7/31/24
8/9/2024	ELAVON INC	CA4182100481	5909	194.31	June Merchant Fees
8/9/2024	EOA INC	VFW012-0624	5910	6,141.66	Stormwater Mgmt & Reporting 6/1/24-6/30/24
8/9/2024	FRANK OLSEN COMPANY	253881	5911	1,335.71	Gasket, O-ring, Bearing Thrust
8/9/2024	FRANK OLSEN COMPANY	253913	5911	2,692.84	TMP-22671-01-6164 VPB, 1, FIL, BAREST
8/9/2024	GENERAL PLUMBING SUPPLY CO	S6212839.001	5912	42.92	General Plumbing Supply-inv#S6212839.001
8/9/2024	GLOBALSTAR USA	000000073890330	5913	250.30	Monthly Satellite Svc Act#AC00316588 07/16-8/15/24
8/9/2024	W W GRAINGER	9191258699	5914	755.83	Engine Block Heater
8/9/2024	W W GRAINGER	9192022797	5914	1,380.08	Connector, SS Trade Size 3/4 In
8/9/2024	W W GRAINGER	9193447498	5914	1,620.01	SWITCHBOARD MAT,BLACK
8/9/2024	W W GRAINGER	9193302180	5914	1,175.03	SWITCHBOARD MAT,BLACK
8/9/2024	W W GRAINGER	9195273124	5914	568.71	Conduit Outlet Body Alum
8/9/2024	W W GRAINGER	9196740188	5914	641.47	Padlock New System Key
8/9/2024	W W GRAINGER	9198117377	5914	794.75	Surge Protection Device
8/9/2024	W W GRAINGER	9202483682	5914	340.16	Telescoping Cone Bar
8/9/2024	W W GRAINGER	9202483674	5914	2,350.08	Switchboard mat, black
8/9/2024	W W GRAINGER	9202654811	5914	1,380.08	Connector SS, Trade Slze
8/9/2024	GRAYBAR	9338055732	5915	2,620.90	Replacment VFD Solids - BFP
8/9/2024	GRAYMONT WESTERN US INC	4-423426 RI	5916	10,128.85	High Calcium Quicklime
8/9/2024	GREATER VALLEJO RECREATION DISTRICT	2024	5917	2,000.00	July 0224 - June 2025 50% Cost of Dog Bags
8/9/2024	GSW CONSTRUCTION INC	Payment 05-CWP004	5918	294,964.15	CONST OF NEW BEDFORD SEWER LIFT STATION JULY 2024

VALLEJO FLOOD AND WASTEWATER DISTRICT  
DISBURSEMENTS REGISTER

CHECK DATE	NAME	INVOICE	CHECK NO	INVOICE NET	INVOICE DESCRIPTION
8/9/2024	HARRINGTON PLASTICS INC	00604980	5919	1,153.04	Primer PT Purp for PVC, solvent cement
8/9/2024	INDUSTRIAL SCIENTIFIC CORP	2751178	5920	3,319.39	iNet 48 month usage w/Autorepl
8/9/2024	INLAND BUSINESS SYSTEMS	IN4296321	5921	304.53	Contract Base Rate Charge 7/30/24-8/29/24
8/9/2024	INLAND BUSINESS SYSTEMS	IN4301476	5921	31.98	Contract Base rate charge for 7/28/24-8/27/24
8/9/2024	JOE A. GONSALVES & SONS	161783	5922	4,000.00	Consulting services
8/9/2024	JOE CASTANEDA	Travel Reimb 7/22/24	5923	136.90	Per Diem CWEA Expo 7/10/24-7/12/24
8/9/2024	JOE HILL CONSULTING AND ENGINEERING CORPORATION	102267	5924	8,088.20	Vallejo Arc Flash Study Billing Thru 5/31/24
8/9/2024	JOE HILL CONSULTING AND ENGINEERING CORPORATION	102294	5924	4,539.78	Vallejo Arc Flash Study Billing thru 6/28/24
8/9/2024	KIMBALL MIDWEST	102441976	5925	1,355.02	Plant Maintenance Supplies
8/9/2024	KIMBALL MIDWEST	102267692	5925	1,780.68	Plant Maintenance Supplies
8/9/2024	KIMBALL MIDWEST	102468051	5925	1,711.18	Plant Maintenance Supplies
8/9/2024	KIMBALL MIDWEST	102468130	5925	251.71	Operations Supplies
8/9/2024	LEATIOGIE A. KENT	Travel Reimb 7/22/24	5926	136.90	Per Diem CWEA Expo 7/10/24-7/12/24
8/9/2024	LEGALSHIELD	240802	5927	91.82	Payroll 2024-08-02
8/9/2024	LIPPINCOTT SUPPLY CO	276194	5928	290.17	Hex cap stainless, hex nut stainless
8/9/2024	MAHONEY'S LITTLE & BIG MAN BACKHOE	804 Mariposa St	5929	19,913.00	Lower Lateral Replacement
8/9/2024	MCMASTER-CARR SUPPLY COMPANY	30646837	5930	1,652.17	On/off Valve, Pipe fittings, routing clamp
8/9/2024	MCMASTER-CARR SUPPLY COMPANY	30667264	5930	75.54	Thick-wall PVC pipe fitting
8/9/2024	MCMASTER-CARR SUPPLY COMPANY	30756109	5930	137.35	Standard wall plastic pipe fitting, coupling
8/9/2024	MCMASTER-CARR SUPPLY COMPANY	31035810	5930	200.24	Pivoting Threaded Rod Mount Loop
8/9/2024	MCMASTER-CARR SUPPLY COMPANY	31119931	5930	437.14	Cable Tie, Strut-Mount routing clamp
8/9/2024	MOSCHETTI INC	122096	5931	135.00	Coffee
8/9/2024	MOSS RUBBER AND EQUIPMENT CORP	CA95-00033910	5932	60.76	Fittings, Ind Hose Ends
8/9/2024	MOSS RUBBER AND EQUIPMENT CORP	CA95-00033913	5932	649.98	3/8" X 9-1/4" X 11' 2 PLY
8/9/2024	MUNIQUELL LLC	107065	5933	524.40	Muniqueill-Slurry pump parts-25605R1
8/9/2024	NAPA VALLEY PETROLEUM INC	830247	5934	48.08	Alum F.L. Cyl. EX
8/9/2024	NICK'S CUSTOM GOLF CARTS	RO-10349	5935	1,247.65	Golf Cart- Brake Issues, repair
8/9/2024	NICK'S CUSTOM GOLF CARTS	RO-10295	5935	4,798.14	Golf Cart#7 parts and services
8/9/2024	OMI INDUSTRIES INC - ECOSORB	2132156	5936	22,582.07	1/2 HP Odorfan w Osc., Rear Feed, 24gpd Pump, + W.
8/9/2024	Guy Valk	120 Appenut Ln	5937	2,346.00	Upper Lateral Repl, Two-Way & District Cleanout
8/9/2024	Larisa Lewis	837 Sixth St	5938	2,346.00	Upper Lateral Repl, Two-Way & District Cleanout
8/9/2024	Rosemary Lojo	241 Magill St.	5939	2,416.00	Upper Lateral Repl, Two-Way & District Cleanout
8/9/2024	Shawn Branco	2920 Georgia St.	5940	500.00	District Cleanout
8/9/2024	PACE SUPPLY CORPORATION	CM039495352	5941	(572.60)	CM039495352-Credit Line#1
8/9/2024	PACE SUPPLY CORPORATION	5289210	5941	25.79	Service Charges for past due invoices
8/9/2024	PACE SUPPLY CORPORATION	039660200	5941	421.94	BRS Saddle Mueller - JET Swet Complete
8/9/2024	PACE SUPPLY CORPORATION	039537365	5941	828.03	6 AWWA DOM FLG ADAPT 341 M GSK PRIME COAT
8/9/2024	PACE SUPPLY CORPORATION	039547483 - remain	5941	10.06	NO HUB CAST IRON PIPE, COUPLING
8/9/2024	PACE SUPPLY CORPORATION	039708243	5941	210.11	Sump Pump 1/3 HP 115/1 Auto Zoeller
8/9/2024	PACIFIC GAS & ELECTRIC	3342820283-3: 072824	5942	23.82	06-24-24-07-22-24
8/9/2024	PACIFIC GAS & ELECTRIC	7656692521-0: 072924	5942	42.06	06/24/24-07/22/24
8/9/2024	PACIFIC GAS & ELECTRIC	6532590894-8: 073124	5942	2,442.51	06/26/24-07/24/24
8/9/2024	PACIFIC GAS & ELECTRIC	7876441979-8: 073124	5942	1,955.16	06/26/24-07/24/24
8/9/2024	PACIFIC GAS & ELECTRIC	1164740405-9: 073124	5942	207.14	06/26/24-07/24/24
8/9/2024	PETERSON POWER SYSTEMS INC	SW270059652	5943	2,601.71	V271 maint, load bank test engine & generator
8/9/2024	PETERSON POWER SYSTEMS INC	SW270059650	5943	2,003.65	20KW Maintenance, Load bank test engine & generator
8/9/2024	PETERSON POWER SYSTEMS INC	SW270059651	5943	2,601.64	V271 maintenance, load bank test engine & Generator
8/9/2024	PETERSON POWER SYSTEMS INC	SW270059674	5943	10,472.70	Maintenance on PM2 CAT Generator

VALLEJO FLOOD AND WASTEWATER DISTRICT  
DISBURSEMENTS REGISTER

CHECK DATE	NAME	INVOICE	CHECK NO	INVOICE NET	INVOICE DESCRIPTION
8/9/2024	PINE FLAT RANCH INC - CITY WIDE FACILITY SOLUTIONS NORTH BAY	52079000136	5944	590.10	Paper towels, trash liners, soap, bath tissue
8/9/2024	PLATT ELECTRIC	5J41859	5945	88.28	RRY PR5332 1/2 SEALTITE ST
8/9/2024	PLATT ELECTRIC	SC89717	5945	7.95	Service Charge on Past Due Amount
8/9/2024	POINT 1 ELECTRICAL SYSTEM INC	30770	5946	763.50	MONITORING OF BUILDING 67 August 2024
8/9/2024	POWER BUSINESS TECHNOLOGY LLC	INV35201P	5947	99.00	PHOTOCOPIER LEASE AGMT - Documentation Fee
8/9/2024	QUADIENT FINANCE USA INC	071424	5948	22.06	Acct # 7900 0445 5038 7355 Postage/Supply Purchase
8/9/2024	SAMBA HOLDINGS INC	INV01571016	5949	298.16	Q License Subscription 7/1/24-7/31/24
8/9/2024	SGS NORTH AMERICA INC	2407327S	5950	600.00	Analysis DEF Tank - DEF
8/9/2024	SMARTCOVER SYSTEMS INC.	32639	5951	1,269.26	FIELD TEST KIT/ANTENNA E-SQUARE REPLACEMENT
8/9/2024	SMARTCOVER SYSTEMS INC.	32737	5951	334.87	FIELD TEST KIT/ANTENNA E-SQUARE REPLACEMENT
8/9/2024	SOLANO COUNTY DEPT OF INFORMATION	25-3700150	5952	14,430.22	Cost Sharing County Wide Aerial Photography 24/25
8/9/2024	SOLANO RESOURCE CONSERVATION DIST	2061-C	5953	5,650.00	Education Program - Watershed Explorers Program
8/9/2024	SOLANO RESOURCE CONSERVATION DIST	2170-C	5953	3,525.76	Solano RCD boater outreach-VFWD 7/1/22-6/30/24
8/9/2024	SOLANO RESOURCE CONSERVATION DIST	2166-C	5953	25,375.00	Education Program Biomonitoring Prog 4/1-6/30/24
8/9/2024	TERRACON CONSULTANTS INC	TM40224	5954	2,035.00	Field density test, New Bedford SSSL thru 7/20/24
8/9/2024	THATCHER COMPANY OF CALIFORNIA	2024250104124	5955	9,587.57	Sierra Sani-Chlor 1# bulk
8/9/2024	TPX COMMUNICATIONS	180672093-0	5956	1,420.94	In-House Phone 07/23/24-08/22/24
8/9/2024	TRI-CITY FENCE COMPANY INC	0077918-IN	5957	350.00	Pump Stn 2015 Glen Cove Renew Extn.8/19/24-2/19/25
8/9/2024	TRITON TRUCK REPAIR INC	15448	5958	6,054.12	V#241 replaced bad pump on truck
8/9/2024	TRITON TRUCK REPAIR INC	15464	5958	135.00	V280 BIT Inspection
8/9/2024	TRITON TRUCK REPAIR INC	15465	5958	135.00	V196 BIT Inspection
8/9/2024	TRITON TRUCK REPAIR INC	15466	5958	377.92	V237 BIT Inspection
8/9/2024	TRITON TRUCK REPAIR INC	15467	5958	377.92	TRUCK REPAIR SERVICES
8/9/2024	TRITON TRUCK REPAIR INC	15468	5958	432.83	V250 BIT Inspection
8/9/2024	TRITON TRUCK REPAIR INC	15469	5958	457.83	V249 BIT Inspection
8/9/2024	TRITON TRUCK REPAIR INC	15496	5958	472.51	V209 Oil/Fuel Filters cleared
8/9/2024	TRITON TRUCK REPAIR INC	15497	5958	437.76	V211 Oil/Fuel filters cleared
8/9/2024	TRITON TRUCK REPAIR INC	15498	5958	1,318.59	V248 BIT inspection, oil change, maintenance
8/9/2024	TRITON TRUCK REPAIR INC	15499	5958	1,825.13	V244 bit inspection, oil change, maintenance
8/9/2024	TRITON TRUCK REPAIR INC	15500	5958	1,265.97	V268 BIT Inspection, Oil change, maintenance
8/9/2024	TYLER TECHNOLOGIES INC	045-474684	5959	97,349.00	ERP System Application Svcs 7/1/24-6/30/25
8/9/2024	TYLER TECHNOLOGIES INC	045-478039	5959	3,500.00	ERP System - Conversion
8/9/2024	UNDERGROUND SERVICE ALERT	181024USB24	5960	3,378.09	CA State Fee for Regulatory Costs 7/1/24-6/30/25
8/9/2024	URGENT CARE AND TELEHEALTH	1534	5961	80.00	COVID Testing - 2 Employees
8/9/2024	VEOLIA WTS SERVICES USA INC	902801487	5962	35.97	Valve chk PVC
8/9/2024	VICTORY SURPLUS	595621	5963	464.32	Overalls, Rain Jackets
8/9/2024	VISION SERVICE PLAN (CA)	820913743	5964	3,276.90	August 2024 Vision Premium
8/9/2024	VISIONS OF THE WILD	0000001	5965	1,500.00	Sponsorship/Parner for Visions of the Wild
8/9/2024	VULCAN MATERIALS COMPANY	74076214	5966	884.54	1/2 HMA TYPE A/B PG 64-16
8/9/2024	VULCAN MATERIALS COMPANY	74077826	5966	781.45	1/2 HMA Type A/B PG 64-16
8/9/2024	VULCAN MATERIALS COMPANY	74083856	5966	3,354.46	3/4 Class 2 Base
8/9/2024	VULCAN MATERIALS COMPANY	74083855	5966	865.86	1/2 HMA Type A/B PG 64-16
8/9/2024	WRIGHT GUARD, LLC	10402	5967	13,860.00	Security Services 7/1/24-7/31/24
8/23/2024	A+ WATERWORKS	1455	5968	474.90	Drain Cleaning Admin Sink Bldg
8/23/2024	AAA WATER SYSTEMS	381896320	5969	899.32	Salt Compacted Cubes 50lb Bags
8/23/2024	ABAG POWER	AR036106	5970	16,431.89	FY 25 Levelized Charge - Nat Gas
8/23/2024	AFLAC	240816	5971	577.92	Payroll Warrant 240816
8/23/2024	ALCO IRON & METAL	71324	5972	321.42	Flat HR Steel Expanded Metal Sheet

VALLEJO FLOOD AND WASTEWATER DISTRICT  
DISBURSEMENTS REGISTER

CHECK DATE	NAME	INVOICE	CHECK NO	INVOICE NET	INVOICE DESCRIPTION
8/23/2024	AMAZON CAPITAL SERVICES	1NPK-RMH1-1H9Q	5973	85.96	ITEM: Sierra International MP40990 Marine Coiled
8/23/2024	AMAZON CAPITAL SERVICES	1YV4-J4MJ-PWM6	5973	19.49	ITEM: Sierra International MP40990 Marine Coiled
8/23/2024	AMAZON CAPITAL SERVICES	1KTK-PVNK-Q4YW	5973	52.10	Amazon Order—FM Smartsign
8/23/2024	AMAZON CAPITAL SERVICES	14WV-GXGX-QDQR	5973	442.24	ITEM: 18" All Purpose Diamond Saw Blades for Har
8/23/2024	AQUA-SCIENCE LLC	VFWD-41	5974	11,407.00	Aquascience Species Sensitivity Screening
8/23/2024	AT&T	000022054414	5975	59.91	BAN 9391035199 6/27/24-7/26/24
8/23/2024	AT&T	000022118526	5975	1,756.39	BAN 9391051754 -7/10/24-8/09/24 Phone Services
8/23/2024	AT&T MOBILITY	X08102024	5976	8,147.07	Acct# 287301074904 - 7/2-24-8/2/24
8/23/2024	BERT WILLIAMS & SONS INC	2475115	5977	8.61	Hose
8/23/2024	CENTER FOR HEARING HEALTH INC	20863	5978	2,385.50	ANNUAL AUDIOMETRIC TESTING FY 2024-2025
8/23/2024	CINTAS CORPORATION NO 3	4200778876	5979	1,477.10	LAUNDRY SERVICE
8/23/2024	CINTAS CORPORATION NO 3	4201486154	5979	1,081.74	LAUNDRY SERVICE
8/23/2024	CITY OF VALLEJO WATER BILLING	080524 14774374350	5980	49.33	14774374350: DOM 2
8/23/2024	CITY OF VALLEJO WATER BILLING	080524 14774374352	5980	47.33	14774374352: DOM 3
8/23/2024	CITY OF VALLEJO WATER BILLING	080524 14774374354	5980	47.33	14774374354: DOM 4
8/23/2024	CITY OF VALLEJO WATER BILLING	080524 14774374662	5980	47.33	14774374662: DOM 5
8/23/2024	CITY OF VALLEJO WATER BILLING	080524 14774374356	5980	47.33	14774374356: DOM 6
8/23/2024	CITY OF VALLEJO WATER BILLING	080524 14774374358	5980	61.72	14774374358: DOM 7
8/23/2024	CITY OF VALLEJO WATER BILLING	080524 14774374360	5980	47.33	14774374360: DOM 8
8/23/2024	CITY OF VALLEJO WATER BILLING	080524 14216767978	5980	8,954.32	14216767978: 450 Ryder Street
8/23/2024	CITY OF VALLEJO WATER BILLING	080524 14478969618	5980	298.38	14478969618: 450 Ryder Street-FS
8/23/2024	CITY OF VALLEJO WATER BILLING	080524 14480369632	5980	298.38	14480369632: 450 Ryder Street-FS1
8/23/2024	CITY OF VALLEJO WATER BILLING	080524 14216567976	5980	128.28	14216567976: 450 Ryder Street-FS2
8/23/2024	CITY OF VALLEJO WATER BILLING	080524 14480169630	5980	199.13	14480169630: 450 Ryder Street-Domestic
8/23/2024	CITY OF VALLEJO WATER BILLING	080524 14774376348	5980	193.38	14774376348: 450 RYDER ST #159 TRLR
8/23/2024	CITY OF VALLEJO WATER BILLING	080524 14677571504	5980	130.88	14677571504: Equipment #148
8/23/2024	CITY OF VALLEJO WATER BILLING	080524 1467771506	5980	755.88	1467771506: Equipment #267
8/23/2024	CITY OF VALLEJO WATER BILLING	080524 14677971508	5980	318.38	14677971508: Equipment #268
8/23/2024	CITY OF VALLEJO WATER BILLING	080524 14678171510	5980	130.88	14678171510: Equipment #261
8/23/2024	CITY OF VALLEJO WATER BILLING	080524 14216782792	5980	47.33	14216782792: 2015 GLEN COVE MARINA RD
8/23/2024	COMCAST	07242024 - 1165646	5981	190.02	Acct# 8155 30 024 1165646 - 7/29/24-8/28/24
8/23/2024	DELTA DENTAL PLAN	BE006197664	5982	11,356.45	JULY 2024 DELTA DENTAL
8/23/2024	FRANK EMRYAN	13783	5983	224.25	Final Payment for Empl Expense claim # 22.
8/23/2024	ENTERPRISE FLEET MANAGEMENT	FOT0173058	5984	35.25	Lease/Maint
8/23/2024	ENTERPRISE FLEET MANAGEMENT	FMR02432	5984	12,442.77	Lease
8/23/2024	EZ TREE INC	109569	5985	2,685.00	EZ tree-phase 1 basin area- #301882
8/23/2024	EZ TREE INC	109568	5985	5,000.00	EZtree phase 2 Basin fence area - #301883
8/23/2024	GOLDEN GATE TRUCK CENTER	R005109424:01	5986	1,612.08	Vin# 1FVACXDT1FHGC8929 - Vehicle Repair
8/23/2024	W W GRAINGER	9211497871	5987	1,525.66	BPO FY25-ELECTRICAL SUPPLIES
8/23/2024	W W GRAINGER	9211237061	5987	951.67	BPO FY25-ELECTRICAL SUPPLIES
8/23/2024	GRAYMONT WESTERN US INC	4-426686 RI	5988	10,857.66	High Calcium Quicklime
8/23/2024	GRAYMONT WESTERN US INC	4-427639 RI	5988	10,861.67	High Calcium Quicklime 27.090 TN
8/23/2024	GSM ENGINEERED FABRICS LLC	INVGSM7030	5989	5,816.62	FM Order—GSM filtration for belts
8/23/2024	HD SUPPLY, INC - USABLUBOOK	INV00445948	5990	210.04	plantPro H2S Knock Out Gas & Odor Absorbent qty 2
8/23/2024	HDR ENGINEERING INC	1200642070	5991	88,076.88	MIPS 3W EFFLUENT BYPASS MAY-JUN 2024
8/23/2024	HDR ENGINEERING INC	1200647654	5991	17,654.79	MIPS/3WPS/SECONDARY EFFLUENT 06/2024
8/23/2024	HELIX LABORATORIES INC	91284	5992	15,142.05	Commander 330 Gallon Totes
8/23/2024	ICF CONSULTING GROUP, INC.	2024-312143	5993	11,059.87	CONSULTING SERVICES 07/2024

VALLEJO FLOOD AND WASTEWATER DISTRICT  
DISBURSEMENTS REGISTER

CHECK DATE	NAME	INVOICE	CHECK NO	INVOICE NET	INVOICE DESCRIPTION
8/23/2024	INTERSTATE BATTERY	45636	5994	297.70	2 Qty Recycled Batteries MT-24
8/23/2024	JUSTIN JOHNSON	13784	5995	260.00	Final Payment for Empl Expense claim # 25.
8/23/2024	JUSTIN JOHNSON	13785	5995	98.00	Final Payment for Empl Expense claim # 26.
8/23/2024	NICOLLE JOHNSON	13781	5996	224.25	Final Payment for Empl Expense claim # 20.
8/23/2024	KIMBALL MIDWEST	102486173	5997	1,505.07	BPO FY25-MAINTENANCE SUPPLIES
8/23/2024	LEGALSHIELD	240816	5998	91.82	Payroll Warrant 240816
8/23/2024	MCMMASTER-CARR SUPPLY COMPANY	31298536	5999	4,352.50	Strut Channel, slotted hole
8/23/2024	MCMMASTER-CARR SUPPLY COMPANY	31276067	5999	1,362.11	Strut Mounts, Pipe Fittings, routing clamps
8/23/2024	MCMMASTER-CARR SUPPLY COMPANY	31268969	5999	309.73	Time-Operated Compressed Air Drain Valve
8/23/2024	MCMMASTER-CARR SUPPLY COMPANY	31485536	5999	512.66	BPO FY25-ELECTRICAL SUPPLIES
8/23/2024	MCMMASTER-CARR SUPPLY COMPANY	31489826	5999	105.05	BPO FY25-EXTENSION CORDS
8/23/2024	MCMMASTER-CARR SUPPLY COMPANY	31498751	5999	204.86	BPO FY25-ELECTRICAL SUPPLIES
8/23/2024	PAUL R MOORE	13779	6000	224.25	Final Payment for Empl Expense claim # 17.
8/23/2024	MUNICIPAL MAINTENANCE EQUIPMENT	024960	6001	1,557.92	Repair service for Vac-con and Flusher V241/V267
8/23/2024	MUNICIPAL MAINTENANCE EQUIPMENT	024986	6001	5,118.29	Repair service for Vac-con and Flusher V241/V267
8/23/2024	NATIONAL ASSOC OF CLEAN WATER AGENC	78844	6002	12,960.00	FY 24 Membership dues 10/1/23-9/30/24
8/23/2024	ERICH & CATHERINE RODDEN	1250 TUOLUMNE ST	6003	1,625.00	UPPER LATERAL REPLACEMENT PROGRAM
8/23/2024	PACE SUPPLY CORPORATION	039701194	6004	55.94	MIS0708016 8 TEST/QWIK/ JIM CAP MISSION
8/23/2024	PACE SUPPLY CORPORATION	039694304	6004	262.45	PVPSCH801 1 x 20 PE PVC SCH80 PIPE
8/23/2024	PACIFIC GAS & ELECTRIC	9366350772-6: 072324	6005	14,595.79	06/17/24-07/16/24
8/23/2024	PACIFIC GAS & ELECTRIC	1449702343-3: 080924	6005	191,556.80	07/01/24-07/31/24
8/23/2024	PACIFIC GAS & ELECTRIC	4533476807-9: 080124	6005	63.20	06/24/24-07/25/24
8/23/2024	PACIFIC GAS & ELECTRIC	4959050051-5: 081224	6005	824.09	07/08/24-08/05/24
8/23/2024	PACIFIC GAS & ELECTRIC	1076695568-5: 080524	6005	19.16	07/01/24-07/29/24
8/23/2024	PINE FLAT RANCH INC - CITY WIDE FACILITY SOLUTIONS NORTH BAY	32079000628	6006	7,010.87	JANITORIAL SERVICES AUG 2024
8/23/2024	POLYDYNE INC	1848192	6007	19,765.29	Clarifloc WE-2100
8/23/2024	POLYDYNE INC	1853595	6007	19,765.29	Clarifloc WE-2100 4 Units 2300 lbs
8/23/2024	PONTICELLO ENTERPRISES CONSULTING ENGINEERS, INC	097.024.003	6008	6,626.25	PROFESSIONAL SVCS ARPA UPPER LAT REPLACEMT 07/2024
8/23/2024	PONTICELLO ENTERPRISES CONSULTING ENGINEERS, INC	097.000.019	6008	20,080.00	DEVELOPMENT REVIEW SUPPORT SVCS 07/2024
8/23/2024	RAMOS OIL CO	IN-0146407	6009	14,043.18	Unleaded 87 Reg E10% CARB Gasoline
8/23/2024	RESA POWER SERVICE	INV483068	6010	2,700.00	FY24 TESTING PREV MAINT - SWITCHING SUPPORT
8/23/2024	JEREMIAH RICE	13782	6011	224.25	Final Payment for Empl Expense claim # 21.
8/23/2024	SAN FRANCISCO ESTUARY INSTITUTE	3024321	6012	57,362.00	Annual RMP 2024 Project 3024.32
8/23/2024	SEAN SANCHEZ	13780	6013	224.25	Final Payment for Empl Expense claim # 18.
8/23/2024	SHAPE INC	33338824447	6014	36,883.89	Shape Inc.-Austin Creek -quote 116262
8/23/2024	SHARESQUARED INC	3198	6015	7,602.50	July Sharepoint 2016 to Microsoft 365 Migration
8/23/2024	SPRAYING SYSTEMS	SV42921	6016	16,527.62	Spray Systems - Tank Washer
8/23/2024	THATCHER COMPANY OF CALIFORNIA	2024250103918	6017	12,707.21	Sierra Sani-Chlor - 1 # BULK
8/23/2024	THATCHER COMPANY OF CALIFORNIA	2024250104130	6017	12,662.19	Sierra Sani-Chlor 1# bulk
8/23/2024	THATCHER COMPANY OF CALIFORNIA	2024250100479-TAX	6017	770.31	For Unpaid Taxes on Inv# 2024250100479
8/23/2024	THATCHER COMPANY OF CALIFORNIA	2024250100611-TAXES	6017	810.38	Taxes unpaid on Inv# 2024250100611
8/23/2024	MARK A TOMKO	13743	6018	277.10	Final Payment for Empl Expense claim # 27.
8/23/2024	TRITON TRUCK REPAIR INC	15463	6019	135.00	V290 BIT Inspection
8/23/2024	JEFFERY TUCKER	13742	6020	303.21	Final Payment for Empl Expense claim # 15.
8/23/2024	JEFFERY TUCKER	13778	6020	31.66	Final Payment for Empl Expense claim # 16.
8/23/2024	UNITED SITE SERVICES OF CALIFORNIA	INV-4697710	6021	1,397.57	08/06/24-09/02/24 - ADA Rest/ 2 Stn Hand Wash sink
8/23/2024	V&A CONSULTING ENGINEERS INC	24004	6022	20,295.00	FLOW MONITORING & SMOKE TESTING 07/2024
8/23/2024	VEOLIA WTS SERVICES USA INC	902814120	6023	127.87	Rental DI Mix bed

VALLEJO FLOOD AND WASTEWATER DISTRICT  
DISBURSEMENTS REGISTER

CHECK DATE	NAME	INVOICE	CHECK NO	INVOICE NET	INVOICE DESCRIPTION
8/23/2024	VICTORY SURPLUS	595624	6024	223.91	Viking Rain jacket/ bib - ordered by johnathan au
8/23/2024	VULCAN MATERIALS COMPANY	74092932	6025	986.65	BPO FY25-1/2" HMA TYPE A/B PG 64-16
8/23/2024	VULCAN MATERIALS COMPANY	74092931	6025	626.39	BPO FY25-1/2" HMA TYPE A/B PG 64-16
8/23/2024	WECO INDUSTRIES LLC	0053984-IN	6026	504.27	Couplings
8/23/2024	WECO INDUSTRIES LLC	0054009-IN	6026	1,030.33	Couplings
<b>Total:</b>				<u><u>7,941,751.01</u></u>	



General Manager  
Mark Tomko

September 10, 2024

Board Communication

Consent Calendar, Section 4D

**TO:** The Honorable President and Board of Trustees  
**FROM:** Jeff Tucker, Director of Finance/Treasurer  
**PREPARED BY:** Olivia Ruiz, Finance Manager  
**SUBJECT:** Monthly Investment Report for June 2024

RECOMMENDATION

Receive and file the Monthly Investment Report for June 2024 as submitted.

BACKGROUND AND DISCUSSION

The California Government Code, Section 53607, requires monthly reporting of investments to the Board of Trustees. The composition of investments must conform to the District's investment policy adopted annually and must be sufficiently liquid to meet cash flow needs for the next six months. The District adjusts its cash and investment book balances to reflect market value. The condensed investment report attached meets applicable reporting requirements.

The portfolio is designed to provide *safety* through balance, diversification, credit worthiness, and volatility reduction; *liquidity* through short-term pools, negotiable deposits, and investment laddering; and *yield (rate of return)* through longer duration, callable governments and higher yielding corporate notes where safe.

The portfolio incorporates the principles of the prudent investor standard and follows policy prepared in accordance with the requirements of the California Government Code. These requirements include public investing objectives, authorized investments, maturities, prohibited investments, reporting requirements, and Board oversight.

The District staff works closely with the Investment Advisor, Chandler Asset Management, to implement an investment strategy that considers the District's historical and anticipated liquidity needs and the current market conditions to maintain safety and maximize yield. Investments are and will continue to be purchased based upon conformance with District policy. All investments within the portfolio meet/met the California Government Code requirements for credit quality, maturity dates, and bond class percentages at the time of purchase.

The District has the financial ability to meet its cash flow requirements for the next six months.

ENVIRONMENTAL REVIEW

This is not a project under CEQA and no environmental review is required.

FISCAL IMPACT

None.

DOCUMENTS ATTACHED

A. Monthly Investment Report – June 2024

CONTACT PERSON

Jeff Tucker, Finance Director/Treasurer, (707) 652-7802

# MONTHLY ACCOUNT STATEMENT

---

Vallejo Flood & Wastewater District Cons | Account #10761 | As of June 30, 2024

**CHANDLER ASSET MANAGEMENT** | [chandlerasset.com](http://chandlerasset.com)

**Chandler Team:**

For questions about your account, please call (800) 317-4747,  
or contact [clientservice@chandlerasset.com](mailto:clientservice@chandlerasset.com)

**Custodian:**

# PORTFOLIO SUMMARY



Vallejo Flood & Wastewater District Cons | Account #10761 | As of June 30, 2024

## Portfolio Characteristics

Average Modified Duration	0.58
Average Coupon	1.87%
Average Purchase YTM	4.83%
Average Market YTM	4.91%
Average Quality	AAA
Average Final Maturity	0.64
Average Life	0.63

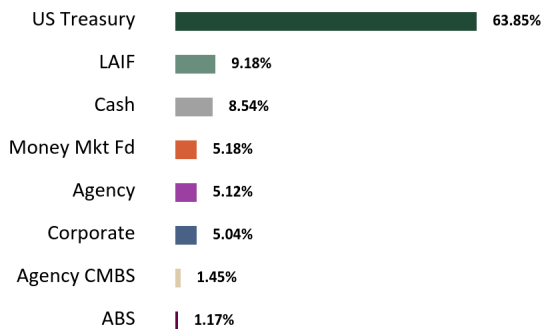
## Account Summary

	Beg. Values as of 06/01/2024	End Values as of 06/30/2024
Market Value	50,954,454.57	55,807,129.42
Accrued Interest	88,175.48	102,696.33
<b>Total Market Value</b>	<b>51,042,630.06</b>	<b>55,909,825.76</b>
Income Earned	168,930.66	172,170.71
Cont/WD	(2,842,499.65)	4,637,314.79
Par	51,591,299.48	56,366,100.98
Book Value	51,115,709.88	55,938,267.54
Cost Value	50,926,822.78	55,675,541.49

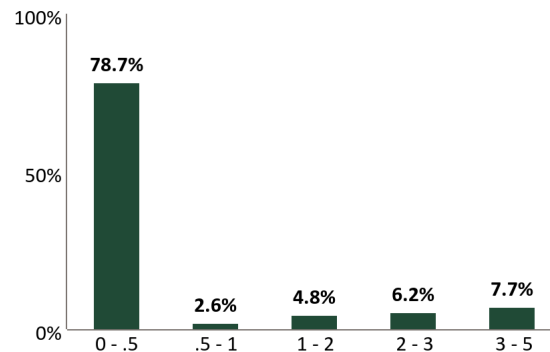
## Top Issuers

United States	63.85%
LAIF	9.18%
Checking Deposit	8.38%
First American Govt Oblig fund	5.18%
Farm Credit System	2.98%
Federal Home Loan Banks	2.15%
FHLMC	1.45%
U.S. Bancorp	0.36%

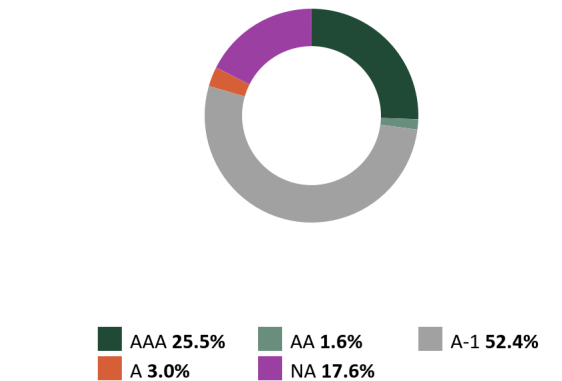
## Sector Allocation



## Maturity Distribution



## Credit Quality



\*See Footnote

The credit quality is a weighted average calculation of the highest of S&P, Moody's' and Fitch

Execution Time: 07/05/2024 03:09:41 PM

Chandler Asset Management | info@chandlerasset.com | www.chandlerasset.com | 800.317.4747

CONFIDENTIAL | 2

# STATEMENT OF COMPLIANCE



Vallejo Flood & Wastewater District Cons | Account #10761 | As of June 30, 2024

Rules Name	Limit	Actual	Compliance Status	Notes
<b>AGENCY MORTGAGE SECURITIES (CMOS)</b>				
Max % (MV)	100.0	1.5	Compliant	
Max % Issuer (MV; Agencies & Agency CMOs)	25.0	3.0	Compliant	
Max Maturity (Years)	5.0	0.0	Compliant	
<b>ASSET-BACKED SECURITIES (ABS)</b>				
Max % (MV)	20.0	1.2	Compliant	
Max % Issuer (MV)	5.0	0.3	Compliant	
Max Maturity (Years)	5	4	Compliant	
Min Rating (AA- by 1)	0.0	0.0	Compliant	
<b>BANKERS' ACCEPTANCES</b>				
Max % (MV)	40.0	0.0	Compliant	
Max % Issuer (MV)	5.0	0.0	Compliant	
Max Maturity (Days)	180	0.0	Compliant	
Min Rating (A-1 by 1 or A- by 1)	0.0	0.0	Compliant	
<b>COLLATERALIZED TIME DEPOSITS (NON-NEGOTIABLE CD/TD)</b>				
Max % (MV)	20.0	0.0	Compliant	
Max % Issuer (MV)	5.0	0.0	Compliant	
Max Maturity (Years)	5.0	0.0	Compliant	
<b>COMMERCIAL PAPER</b>				
Max % (MV)	25.0	0.0	Compliant	
Max % Issuer (MV)	5.0	0.0	Compliant	
Max Maturity (Days)	270	0.0	Compliant	
Min Rating (A-1 by 1 or A- by 1)	0.0	0.0	Compliant	
<b>CORPORATE MEDIUM TERM NOTES</b>				
Max % (MV)	30.0	5.1	Compliant	
Max % Issuer (MV)	5.0	0.4	Compliant	
Max Maturity (Years)	5	4	Compliant	
Min Rating (A- by 1)	0.0	0.0	Compliant	
<b>FDIC INSURED TIME DEPOSITS (NON-NEGOTIABLE CD/TD)</b>				
Max % (MV)	20.0	0.0	Compliant	
Max % Issuer (MV)	5.0	0.0	Compliant	
Max Maturity (Years)	5	0.0	Compliant	

# STATEMENT OF COMPLIANCE



Vallejo Flood & Wastewater District Cons | Account #10761 | As of June 30, 2024

Rules Name	Limit	Actual	Compliance Status	Notes
<b>FEDERAL AGENCIES</b>				
Max % (MV)	100.0	5.2	Compliant	
Max % Issuer (MV; Agencies & Agency CMOs)	25.0	3.0	Compliant	
Max Callables (MV)	20.0	0.0	Compliant	
Max Maturity (Years)	5	4	Compliant	
<b>LOCAL AGENCY INVESTMENT FUND (LAIF)</b>				
Max Concentration (MV)	75.0	5.1	Compliant	
<b>MONEY MARKET MUTUAL FUNDS</b>				
Max % (MV)	20.0	5.2	Compliant	
Max % Issuer (MV)	20.0	5.2	Compliant	
Min Rating (AAA by 2)	0.0	0.0	Compliant	
<b>MORTGAGE-BACKED SECURITIES (NON-AGENCY)</b>				
Max % (MV)	20.0	0.0	Compliant	
Max % Issuer (MV)	5.0	0.0	Compliant	
Max Maturity (Years)	5.0	0.0	Compliant	
Min Rating (AA- by 1)	0.0	0.0	Compliant	
<b>MUNICIPAL SECURITIES (CA, LOCAL AGENCY)</b>				
Max % (MV)	30.0	0.0	Compliant	
Max % Issuer (MV)	5.0	0.0	Compliant	
Max Maturity (Years)	5	0.0	Compliant	
Min Rating (A- by 1)	0.0	0.0	Compliant	
<b>MUNICIPAL SECURITIES (CA, OTHER STATES)</b>				
Max % (MV)	30.0	0.0	Compliant	
Max % Issuer (MV)	5.0	0.0	Compliant	
Max Maturity (Years)	5	0.0	Compliant	
Min Rating (A- by 1)	0.0	0.0	Compliant	
<b>MUTUAL FUNDS</b>				
Max % (MV)	10.0	0.0	Compliant	
Max % Issuer (MV)	10.0	0.0	Compliant	
Min Rating (AAA by 2)	0.0	0.0	Compliant	
<b>NEGOTIABLE CERTIFICATES OF DEPOSIT (NCD)</b>				
Max % (MV)	30.0	0.0	Compliant	
Max % Issuer (MV)	5.0	0.0	Compliant	
Max Maturity (Years)	5	0.0	Compliant	

# STATEMENT OF COMPLIANCE



Vallejo Flood & Wastewater District Cons | Account #10761 | As of June 30, 2024

Rules Name	Limit	Actual	Compliance Status	Notes
Min Rating (A-1 by 1 or A- by 1 if > FDIC Limit)	0.0	0.0	Compliant	
<b>REPURCHASE AGREEMENTS</b>				
Max Maturity (Years)	1.0	0.0	Compliant	
<b>SRI PROHIBITED INVESTMENTS</b>				
Prohibited Investment - Fossil Fuels	0.0	0.0	Compliant	
Prohibited Investments - Alcohol	0.0	0.0	Compliant	
Prohibited Investments - Firearms	0.0	0.0	Compliant	
Prohibited Investments - Gaming	0.0	0.0	Compliant	
Prohibited Investments - Tobacco	0.0	0.0	Compliant	
<b>SUPRANATIONAL OBLIGATIONS</b>				
Max % (MV)	30.0	0.5	Compliant	
Max % Issuer (MV)	10.0	0.3	Compliant	
Max Maturity (Years)	5	0.0	Compliant	
Min Rating (AA- by 1)	0.0	0.0	Compliant	
<b>U.S. TREASURIES</b>				
Max % (MV)	100.0	63.8	Compliant	
Max Maturity (Years)	5	4	Compliant	

# RECONCILIATION SUMMARY



Vallejo Flood & Wastewater District Cons | Account #10761 | As of June 30, 2024

## Maturities / Calls

Month to Date	(5,005,000.00)
Fiscal Year to Date	(40,160,000.00)

## Principal Paydowns

Month to Date	(24,314.61)
Fiscal Year to Date	(176,677.95)

## Purchases

Month to Date	20,378,637.16
Fiscal Year to Date	196,898,452.59

## Sales

Month to Date	(10,681,041.20)
Fiscal Year to Date	(144,950,938.35)

## Interest Received

Month to Date	36,709.73
Fiscal Year to Date	1,229,150.89

## Purchased / Sold Interest

Month to Date	(4,743.17)
Fiscal Year to Date	(11,289.73)

## Accrual Activity Summary

	Month to Date	Fiscal Year to Date (01/01/2024)
Beginning Book Value	51,115,709.88	43,775,797.91
Maturities/Calls	(5,005,000.00)	(40,160,000.00)
Principal Paydowns	(24,314.61)	(176,677.95)
Purchases	20,378,637.16	196,898,452.59
Sales	(10,681,041.20)	(144,950,938.35)
Change in Cash, Payables, Receivables	28,593.07	31,273.21
Amortization/Accretion	125,683.30	520,360.18
Realized Gain (Loss)	(0.06)	(0.05)
Ending Book Value	55,938,267.54	55,938,267.54

## Fair Market Activity Summary

	Month to Date	Fiscal Year to Date (01/01/2024)
Beginning Market Value	50,954,454.57	43,669,850.65
Maturities/Calls	(5,005,000.00)	(40,160,000.00)
Principal Paydowns	(24,314.61)	(176,677.95)
Purchases	20,378,637.16	196,898,452.59
Sales	(10,681,041.20)	(144,950,938.35)
Change in Cash, Payables, Receivables	28,593.07	31,273.21
Amortization/Accretion	125,683.30	520,360.18
Change in Net Unrealized Gain (Loss)	30,117.19	(25,190.85)
Realized Gain (Loss)	(0.06)	(0.05)
Ending Market Value	55,807,129.43	55,807,129.43

# HOLDINGS REPORT



Vallejo Flood & Wastewater District Cons | Account #10761 | As of June 30, 2024

Cusip	Security Description	Par Value/ Units	Purchase Date Purchase Yield	Cost Value Book Value	Mkt Price Mkt YTM	Market Value Accrued Int.	% of Port. Gain/Loss	Moody's/ S&P/ Fitch	Maturity Duration
<b>ABS</b>									
44933LAC7	HART 2021-A A3 0.38 09/15/2025	1,447.73	04/20/2021 0.39%	1,447.58 1,447.70	99.76 4.84%	1,444.27 0.24	0.00% (3.43)	NA/AAA AAA	1.21 0.06
47788UAC6	JDOT 2021 A3 0.36 09/15/2025	3,137.73	03/02/2021 0.37%	3,137.13 3,137.60	99.37 4.93%	3,117.99 0.50	0.01% (19.60)	Aaa/NA AAA	1.21 0.14
43815EAC8	HAROT 2021-3 A3 0.41 11/18/2025	16,096.94	08/17/2021 0.33%	16,096.70 16,096.89	98.51 4.36%	15,857.71 2.38	0.03% (239.18)	NA/AAA AAA	1.39 0.38
05593AAC3	BMWLT 2023-1 A3 5.16 11/25/2025	17,616.02	02/07/2023 5.43%	17,615.60 17,615.81	99.81 5.69%	17,583.16 15.15	0.03% (32.65)	Aaa/AAA NA	1.41 0.42
44934KAC8	HART 2021-B A3 0.38 01/15/2026	16,129.78	07/20/2021 0.60%	16,126.22 16,128.80	99.09 3.83%	15,982.83 2.72	0.03% (145.97)	NA/AAA AAA	1.54 0.27
43815GAC3	HAROT 2021-4 A3 0.88 01/21/2026	13,985.14	11/16/2021 0.89%	13,982.19 13,984.15	97.97 4.64%	13,700.58 3.42	0.02% (283.56)	Aaa/NA AAA	1.56 0.55
47789QAC4	JDOT 2021-B A3 0.52 03/16/2026	13,232.47	07/13/2021 0.52%	13,231.29 13,232.20	98.07 4.81%	12,977.64 3.06	0.02% (254.56)	Aaa/NA AAA	1.71 0.45
89238JAC9	TAOT 2021-D A3 0.71 04/15/2026	12,489.23	11/09/2021 0.95%	12,488.97 12,489.16	98.00 4.44%	12,239.32 3.94	0.02% (249.84)	NA/AAA AAA	1.79 0.57
05602RAD3	BMWOT 2022-A A3 3.21 08/25/2026	21,777.61	05/10/2022 3.63%	21,776.48 21,777.16	98.66 4.97%	21,486.42 11.65	0.04% (290.73)	Aaa/AAA NA	2.15 0.78
47787JAC2	JDOT 2022 A3 0.36 09/15/2026	24,987.18	03/10/2022 2.34%	24,981.65 24,984.64	98.03 5.46%	24,495.65 25.76	0.04% (488.99)	Aaa/NA AAA	2.21 0.64
362554AC1	GMCAR 2021-4 A3 0.68 09/16/2026	11,181.68	10/13/2021 0.68%	11,181.39 11,181.59	97.67 4.17%	10,921.42 3.17	0.02% (260.18)	Aaa/AAA NA	2.21 0.69
379929AD4	GMALT 2023-3 A3 5.38 11/20/2026	30,000.00	08/08/2023 5.38%	29,996.40 29,997.37	99.93 5.51%	29,978.31 49.32	0.05% (19.06)	NA/AAA AAA	2.39 1.22
362585AC5	GMCAR 2022-2 A3 3.1 02/16/2027	26,245.48	04/05/2022 3.16%	26,240.00 26,243.13	98.42 4.81%	25,830.83 33.90	0.05% (412.31)	Aaa/AAA NA	2.63 0.97
43815JAC7	HAROT 2023-1 A3 5.04 04/21/2027	35,000.00	02/16/2023 5.09%	34,993.50 34,995.61	99.58 5.40%	34,853.75 49.00	0.06% (141.87)	Aaa/NA AAA	2.81 1.44
58770AAC7	MBART 2023-1 A3 4.51 11/15/2027	45,000.00	01/18/2023 4.56%	44,994.60 44,996.21	98.98 5.18%	44,542.81 90.20	0.08% (453.40)	NA/AAA AAA	3.38 1.54
362583AD8	GMCAR 2023-2 A3 4.47 02/16/2028	50,000.00	04/04/2023 4.51%	49,998.63 49,998.98	98.90 5.10%	49,448.25 93.13	0.09% (550.73)	Aaa/AAA NA	3.63 1.96
438123AC5	HAROT 2023-4 A3 5.67 06/21/2028	45,000.00	11/01/2023 5.74%	44,992.08 44,993.19	100.88 5.37%	45,396.75 70.88	0.08% 403.56	Aaa/NA AAA	3.98 2.28

# HOLDINGS REPORT



Vallejo Flood & Wastewater District Cons | Account #10761 | As of June 30, 2024

Cusip	Security Description	Par Value/ Units	Purchase Date Purchase Yield	Cost Value Book Value	Mkt Price Mkt YTM	Market Value Accrued Int.	% of Port. Gain/Loss	Moody's/ S&P/ Fitch	Maturity Duration
161571HT4	CHAIT 2023-1 A 5.16 09/15/2028	145,000.00	09/07/2023 5.17%	144,959.81 144,966.19	100.26 5.11%	145,370.16 332.53	0.26% 403.97	NR/AAA AAA	4.21 2.03
89238DAD0	TAOT 2024-A A3 4.83 10/16/2028	75,000.00	01/23/2024 4.89%	74,984.99 74,986.32	99.36 5.13%	74,516.97 161.00	0.13% (469.35)	Aaa/AAA NA	4.30 2.62
47800RAD5	JDOT 2024 A3 4.96 11/15/2028	35,000.00	03/11/2024 5.12%	34,998.04 34,998.16	99.61 5.22%	34,862.26 77.16	0.06% (135.90)	Aaa/NA AAA	4.38 2.07
36268GAD7	GMCAR 2024-1 A3 4.85 12/18/2028	20,000.00	01/09/2024 4.91%	19,995.98 19,996.35	99.39 5.13%	19,878.58 40.42	0.04% (117.77)	Aaa/NA AAA	4.47 2.77
<b>Total ABS</b>		<b>658,326.98</b>	<b>4.25%</b>	<b>658,219.22</b> <b>658,247.20</b>	<b>99.42</b> <b>5.09%</b>	<b>654,485.66</b> <b>1,069.53</b>	<b>1.17%</b> <b>(3,761.54)</b>	<b>Aaa/AAA</b> <b>AAA</b>	<b>3.34</b> <b>1.65</b>

AGENCY									
3133ENPY0	FEDERAL FARM CREDIT BANKS FUNDING CORP 1.75 02/25/2025	200,000.00	03/16/2022 2.11%	197,936.00 199,539.84	97.71 5.36%	195,425.90 1,225.00	0.35% (4,113.93)	Aaa/AA+ AA+	0.66 0.63
3133EN5E6	FEDERAL FARM CREDIT BANKS FUNDING CORP 4.0 12/29/2025	250,000.00	12/29/2022 4.27%	248,120.00 249,062.57	98.61 4.97%	246,525.36 55.56	0.44% (2,537.21)	Aaa/AA+ AA+	1.50 1.43
3133EPVP7	FEDERAL FARM CREDIT BANKS FUNDING CORP 4.75 07/08/2026	250,000.00	12/06/2023 4.48%	251,606.00 251,253.84	99.86 4.83%	249,639.75 5,706.60	0.45% (1,614.09)	Aaa/AA+ AA+	2.02 1.86
3133EPZY4	FEDERAL FARM CREDIT BANKS FUNDING CORP 5.0 07/30/2026	250,000.00	11/09/2023 4.85%	250,935.00 250,714.67	100.41 4.79%	251,033.79 5,243.06	0.45% 319.12	Aaa/AA+ AA+	2.08 1.92
3133EPSW6	FEDERAL FARM CREDIT BANKS FUNDING CORP 4.5 08/14/2026	270,000.00	08/09/2023 4.58%	269,379.00 269,561.45	99.49 4.76%	268,611.90 4,623.75	0.48% (949.54)	Aaa/AA+ AA+	2.12 1.97
3130AWTQ3	FEDERAL HOME LOAN BANKS 4.625 09/11/2026	250,000.00	09/12/2023 4.83%	248,592.50 248,968.18	99.78 4.73%	249,454.40 3,532.99	0.45% 486.22	Aaa/AA+ AA+	2.20 2.04
3130AWC24	FEDERAL HOME LOAN BANKS 4.0 06/09/2028	250,000.00	07/06/2023 4.49%	244,617.50 245,687.41	98.67 4.37%	246,673.82 611.11	0.44% 986.41	Aaa/AA+ AA+	3.94 3.60
3130AWTR1	FEDERAL HOME LOAN BANKS 4.375 09/08/2028	250,000.00	09/07/2023 4.49%	248,725.00 248,932.27	99.66 4.46%	249,160.03 3,433.16	0.45% 227.76	Aaa/AA+ AA+	4.19 3.74
3133EPWK7	FEDERAL FARM CREDIT BANKS FUNDING CORP 4.5 09/22/2028	200,000.00	10/12/2023 4.71%	198,146.00 198,412.33	100.16 4.46%	200,318.09 2,475.00	0.36% 1,905.76	Aaa/AA+ AA+	4.23 3.77
3130AVBD3	FEDERAL HOME LOAN BANKS 4.5 03/09/2029	200,000.00	03/14/2024 4.33%	201,544.00 201,452.38	100.42 4.40%	200,840.35 2,800.00	0.36% (612.02)	Aaa/AA+ AA+	4.69 4.13
3133ERAK7	FEDERAL FARM CREDIT BANKS FUNDING CORP 4.375 04/10/2029	250,000.00	04/10/2024 4.64%	247,100.00 247,222.62	99.92 4.39%	249,808.15 2,460.94	0.45% 2,585.52	Aaa/AA+ AA+	4.78 4.23

# HOLDINGS REPORT



Vallejo Flood & Wastewater District Cons | Account #10761 | As of June 30, 2024

Cusip	Security Description	Par Value/ Units	Purchase Date Purchase Yield	Cost Value Book Value	Mkt Price Mkt YTM	Market Value Accrued Int.	% of Port. Gain/Loss	Moody's/ S&P/ Fitch	Maturity Duration
3130B1BC0	FEDERAL HOME LOAN BANKS 4.625 06/08/2029	250,000.00	06/24/2024 4.32%	253,298.25 253,287.31	101.02 4.39%	252,550.81 1,862.85	0.45% (736.51)	Aaa/AA+ AA+	4.94 4.35
<b>Total Agency</b>		<b>2,870,000.00</b>	<b>4.38%</b>	<b>2,859,999.25</b> <b>2,864,094.85</b>	<b>99.66</b> <b>4.65%</b>	<b>2,860,042.35</b> <b>34,030.00</b>	<b>5.12%</b> <b>(4,052.50)</b>	<b>Aaa/AA+</b> <b>AA+</b>	<b>3.11</b> <b>2.80</b>

AGENCY CMBS									
3137BKRJ1	FHMS K-047 A2 3.329 05/25/2025	99,533.68	05/19/2022 3.04%	100,109.11 99,696.71	98.19 5.44%	97,732.79 276.12	0.18% (1,963.91)	Aaa/AA+ AAA	0.90 0.76
3137BNGT5	FHMS K-054 A2 2.745 01/25/2026	250,000.00	02/15/2023 4.64%	237,392.58 243,376.58	96.46 5.22%	241,146.40 571.88	0.43% (2,230.18)	Aaa/AA+ AAA	1.57 1.38
3137BVZ82	FHMS K-063 A2 3.43 01/25/2027	100,000.00	12/05/2022 4.27%	96,816.41 98,038.73	96.36 4.98%	96,358.43 285.83	0.17% (1,680.30)	Aaa/AA+ AAA	2.57 2.27
3137FBBX3	FHMS K-068 A2 3.244 08/25/2027	125,000.00	05/12/2023 3.98%	121,352.54 122,327.89	95.27 4.87%	119,081.38 337.92	0.21% (3,246.51)	Aaa/AA+ AA+	3.15 2.86
3137FBU79	FHMS K-069 A2 3.187 09/25/2027	135,000.00	05/18/2023 4.19%	129,679.10 131,058.72	95.02 4.89%	128,271.76 358.54	0.23% (2,786.96)	Aaa/AAA AA+	3.24 2.89
3137FETN0	FHMS K-073 A2 3.35 01/25/2028	135,000.00	05/24/2023 4.27%	129,747.66 130,994.19	95.10 4.87%	128,388.09 376.88	0.23% (2,606.10)	Aaa/AA+ AAA	3.57 3.18
<b>Total Agency CMBS</b>		<b>844,533.68</b>	<b>4.18%</b>	<b>815,097.40</b> <b>825,492.81</b>	<b>96.04</b> <b>5.06%</b>	<b>810,978.85</b> <b>2,207.16</b>	<b>1.45%</b> <b>(14,513.96)</b>	<b>Aaa/AA+</b> <b>AAA</b>	<b>2.42</b> <b>2.15</b>

CASH									
CCYUSD	Receivable	10,243.42	-- 0.00%	10,243.42 10,243.42	1.00 0.00%	10,243.42 0.00	0.02% 0.00	Aaa/AAA AAA	0.00 0.00
CCYUSD	Receivable	21,193.30	-- 0.00%	21,193.30 21,193.30	1.00 0.00%	21,193.30 0.00	0.04% 0.00	Aaa/AAA AAA	0.00 0.00
CCYUSD	Receivable	55,577.69	-- 0.00%	55,577.69 55,577.69	1.00 0.00%	55,577.69 0.00	0.10% 0.00	Aaa/AAA AAA	0.00 0.00
90CHECK\$1	Checking Deposit Bank Account	4,676,405.21	-- 5.36%	4,676,405.21 4,676,405.21	1.00 5.36%	4,676,405.21 0.00	8.38% 0.00	NA/NA NA	0.00 0.00
<b>Total Cash</b>		<b>4,763,419.62</b>	<b>5.26%</b>	<b>4,763,419.62</b>	<b>1.00</b> <b>5.26%</b>	<b>4,763,419.62</b> <b>0.00</b>	<b>8.54%</b> <b>0.00</b>	<b>Aaa/AAA</b> <b>AAA</b>	<b>0.00</b> <b>0.00</b>

CORPORATE									
79466LAG9	SALESFORCE INC 0.625 07/15/2024	20,000.00	06/29/2021 0.64%	19,989.80 19,999.87	99.81 5.23%	19,961.57 57.64	0.04% (38.30)	A1/A+ NA	0.04 0.04

# HOLDINGS REPORT



Vallejo Flood & Wastewater District Cons | Account #10761 | As of June 30, 2024

Cusip	Security Description	Par Value/ Units	Purchase Date Purchase Yield	Cost Value Book Value	Mkt Price Mkt YTM	Market Value Accrued Int.	% of Port. Gain/Loss	Moody's/ S&P/ Fitch	Maturity Duration
91159HHX1	US BANCORP 2.4 07/30/2024	200,000.00	02/05/2021 0.48%	212,966.00 200,000.00	99.72 5.69%	199,444.71 2,013.33	0.36% (555.29)	A3/A A	0.08 0.08
78015K7C2	ROYAL BANK OF CANADA 2.25 11/01/2024	150,000.00	02/05/2021 0.54%	159,499.50 150,858.51	98.87 5.65%	148,307.26 562.50	0.27% (2,551.25)	A1/A AA-	0.34 0.33
87612EBL9	TARGET CORP 2.25 04/15/2025	125,000.00	03/15/2022 2.51%	124,027.50 124,750.15	97.57 5.43%	121,959.01 593.75	0.22% (2,791.14)	A2/A A	0.79 0.77
713448CT3	PEPSICO INC 2.75 04/30/2025	150,000.00	12/28/2022 4.66%	143,733.00 147,771.24	97.88 5.38%	146,820.92 698.96	0.26% (950.33)	A1/A+ WR	0.83 0.80
06367WB85	BANK OF MONTREAL 1.85 05/01/2025	125,000.00	08/29/2022 4.01%	118,191.25 122,874.89	97.00 5.57%	121,250.39 385.42	0.22% (1,624.49)	A2/A- AA-	0.84 0.81
594918BJ2	MICROSOFT CORP 3.125 11/03/2025	150,000.00	01/20/2023 4.28%	145,509.00 147,829.79	97.52 5.06%	146,280.68 755.21	0.26% (1,549.12)	Aaa/AAA WR	1.34 1.29
023135CN4	AMAZON.COM INC 4.6 12/01/2025	100,000.00	12/28/2022 4.61%	99,956.00 99,978.68	99.37 5.06%	99,368.55 383.33	0.18% (610.13)	A1/AA AA-	1.42 1.35
857477BR3	STATE STREET CORP 1.746 02/06/2026	35,000.00	02/02/2022 1.75%	35,000.00 35,000.00	97.57 5.84%	34,150.68 246.14	0.06% (849.33)	A1/A AA-	1.61 0.58
037833BY5	APPLE INC 3.25 02/23/2026	150,000.00	02/21/2023 4.78%	143,640.00 146,506.64	97.20 5.04%	145,794.56 1,733.33	0.26% (712.08)	Aaa/AA+ NA	1.65 1.56
46625HQW3	JPMORGAN CHASE & CO 3.3 04/01/2026	175,000.00	12/27/2023 4.76%	169,583.75 170,799.78	96.81 5.23%	169,412.73 1,443.75	0.30% (1,387.05)	A1/A- AA-	1.75 1.66
00440EAV9	CHUBB INA HOLDINGS LLC 3.35 05/03/2026	150,000.00	03/14/2023 4.75%	143,952.00 146,452.62	96.76 5.21%	145,146.57 809.58	0.26% (1,306.05)	A3/A A	1.84 1.75
69371RS56	PACCAR FINANCIAL CORP 5.05 08/10/2026	125,000.00	08/03/2023 5.07%	124,937.50 124,956.09	99.90 5.10%	124,871.88 2,472.40	0.22% (84.21)	A1/A+ NA	2.11 1.94
89236TKX2	TOYOTA MOTOR CREDIT CORP 5.0 08/14/2026	150,000.00	09/28/2023 5.42%	148,354.50 148,783.56	99.77 5.11%	149,658.10 2,854.17	0.27% 874.55	A1/A+ A+	2.12 1.95
24422EXD6	JOHN DEERE CAPITAL CORP 5.15 09/08/2026	150,000.00	09/28/2023 5.29%	149,410.50 149,560.62	100.14 5.08%	150,215.13 2,424.79	0.27% 654.51	A1/A A+	2.19 2.02
437076CV2	HOME DEPOT INC 4.95 09/30/2026	150,000.00	-- 4.92%	150,118.50 150,092.92	99.86 5.01%	149,791.05 1,876.88	0.27% (301.88)	A2/A A	2.25 2.08
17275RBQ4	CISCO SYSTEMS INC 4.8 02/26/2027	75,000.00	02/21/2024 4.85%	74,902.50 74,913.71	99.73 4.91%	74,797.19 1,250.00	0.13% (116.52)	A1/AA- NA	2.66 2.43
665859AW4	NORTHERN TRUST CORP 4.0 05/10/2027	150,000.00	01/10/2023 4.25%	148,507.50 149,014.14	97.61 4.90%	146,421.03 850.00	0.26% (2,593.11)	A2/A+ A+	2.86 2.65
06406RBN6	BANK OF NEW YORK MELLON CORP 4.543 02/01/2029	125,000.00	02/27/2024 4.98%	123,075.00 123,240.23	98.03 5.43%	122,543.14 2,366.15	0.22% (697.09)	A1/A AA-	4.59 3.20

# HOLDINGS REPORT



Vallejo Flood & Wastewater District Cons | Account #10761 | As of June 30, 2024

Cusip	Security Description	Par Value/ Units	Purchase Date Purchase Yield	Cost Value Book Value	Mkt Price Mkt YTM	Market Value Accrued Int.	% of Port. Gain/Loss	Moody's/ S&P/ Fitch	Maturity Duration
532457CK2	ELI LILLY AND CO 4.5 02/09/2029	150,000.00	06/21/2024 4.63%	149,170.50 149,173.93	99.16 4.70%	148,734.81 2,662.50	0.27% (439.12)	A1/A+ NA	4.61 4.04
17275RBR2	CISCO SYSTEMS INC 4.85 02/26/2029	100,000.00	02/27/2024 4.82%	100,153.00 100,142.50	99.98 4.85%	99,982.36 1,684.03	0.18% (160.15)	A1/AA- NA	4.66 4.06
14913UAJ9	CATERPILLAR FINANCIAL SERVICES CORP 4.85 02/27/2029	150,000.00	05/17/2024 4.84%	150,058.50 150,057.12	100.02 4.84%	150,035.48 2,505.83	0.27% (21.65)	A2/A A+	4.66 4.06
<b>Total Corporate</b>		<b>2,855,000.00</b>	<b>4.07%</b>	<b>2,834,735.80</b> <b>2,832,757.00</b>	<b>98.61</b> <b>5.19%</b>	<b>2,814,947.78</b> <b>30,629.68</b>	<b>5.04%</b> <b>(17,809.22)</b>	<b>A1/A+</b> <b>A+</b>	<b>2.08</b> <b>1.85</b>
<b>LAIF</b>									
90LAIF\$00	Local Agency Investment Fund State Pool	5,121,005.91	-- 4.56%	5,121,005.91 5,121,005.91	1.00 4.56%	5,121,005.91 0.00	9.18% 0.00	NA/NA NA	0.00 0.00
<b>Total LAIF</b>		<b>5,121,005.91</b>	<b>4.56%</b>	<b>5,121,005.91</b> <b>5,121,005.91</b>	<b>1.00</b> <b>4.56%</b>	<b>5,121,005.91</b> <b>0.00</b>	<b>9.18%</b> <b>0.00</b>	<b>NA/NA</b> <b>NA</b>	<b>0.00</b> <b>0.00</b>
<b>MONEY MARKET FUND</b>									
31846V203	FIRST AMER:GVT OBLG Y	25,571.50	-- 4.92%	25,571.50 25,571.50	1.00 4.92%	25,571.50 0.00	0.05% 0.00	Aaa/ AAAm AAA	0.00 0.00
31846V203	FIRST AMER:GVT OBLG Y	2,863,243.30	-- 4.92%	2,863,243.30 2,863,243.30	1.00 4.92%	2,863,243.30 0.00	5.13% 0.00	Aaa/ AAAm AAA	0.00 0.00
<b>Total Money Market Fund</b>		<b>2,888,814.80</b>	<b>4.92%</b>	<b>2,888,814.80</b> <b>2,888,814.80</b>	<b>1.00</b> <b>4.92%</b>	<b>2,888,814.80</b> <b>0.00</b>	<b>5.18%</b> <b>0.00</b>	<b>Aaa/ AAAm AAA</b>	<b>0.00</b> <b>0.00</b>
<b>SUPRANATIONAL</b>									
4581X0DZ8	INTER-AMERICAN DEVELOPMENT BANK 0.5 09/23/2024	165,000.00	09/15/2021 0.52%	164,877.90 164,990.64	98.88 5.40%	163,154.65 224.58	0.29% (1,835.99)	Aaa/AAA NA	0.23 0.23
45950KCR9	INTERNATIONAL FINANCE CORP 1.375 10/16/2024	100,000.00	07/12/2021 0.54%	102,690.00 100,241.87	98.83 5.41%	98,826.01 286.46	0.18% (1,415.86)	Aaa/AAA NA	0.30 0.29
<b>Total Supranational</b>		<b>265,000.00</b>	<b>0.53%</b>	<b>267,567.90</b> <b>265,232.52</b>	<b>98.86</b> <b>5.41%</b>	<b>261,980.66</b> <b>511.04</b>	<b>0.47%</b> <b>(3,251.86)</b>	<b>Aaa/AAA</b> <b>NA</b>	<b>0.26</b> <b>0.25</b>

# HOLDINGS REPORT



Vallejo Flood & Wastewater District Cons | Account #10761 | As of June 30, 2024

Cusip	Security Description	Par Value/ Units	Purchase Date Purchase Yield	Cost Value Book Value	Mkt Price Mkt YTM	Market Value Accrued Int.	% of Port. Gain/Loss	Moody's/ S&P/ Fitch	Maturity Duration
<b>US TREASURY</b>									
912797KH9	UNITED STATES TREASURY 07/02/2024	3,000,000.00	-- 5.31%	2,991,806.25 2,999,564.74	99.99 2.67%	2,999,560.77 0.00	5.37% (3.97)	P-1/A-1+ F1+	0.01 0.01
912797KN6	UNITED STATES TREASURY 07/09/2024	2,000,000.00	06/13/2024 5.33%	1,992,718.75 1,997,670.00	99.88 4.71%	1,997,678.88 0.00	3.58% 8.88	P-1/A-1+ F1+	0.02 0.02
91282CCL3	UNITED STATES TREASURY 0.375 07/15/2024	250,000.00	07/13/2021 0.42%	249,667.97 249,995.76	99.81 5.03%	249,520.38 432.69	0.45% (475.38)	Aaa/AA+ AA+	0.04 0.04
912797KP1	UNITED STATES TREASURY 07/16/2024	3,300,000.00	05/09/2024 5.36%	3,267,823.81 3,292,796.38	99.78 5.01%	3,292,774.39 0.00	5.90% (21.99)	P-1/A-1+ F1+	0.04 0.04
912797KQ9	UNITED STATES TREASURY 07/23/2024	3,900,000.00	05/09/2024 5.37%	3,858,020.73 3,887,519.68	99.68 5.11%	3,887,487.51 0.00	6.97% (32.16)	P-1/A-1+ F1+	0.06 0.06
912797KR7	UNITED STATES TREASURY 07/30/2024	900,000.00	05/09/2024 5.38%	889,383.94 896,199.19	99.58 5.17%	896,193.75 0.00	1.61% (5.44)	P-1/A-1+ F1+	0.08 0.08
912797KW6	UNITED STATES TREASURY 08/06/2024	400,000.00	05/09/2024 5.39%	394,869.11 397,901.00	99.48 5.18%	397,910.15 0.00	0.71% 9.15	P-1/A-1+ F1+	0.10 0.10
912797KX4	UNITED STATES TREASURY 08/13/2024	350,000.00	05/09/2024 5.38%	345,162.59 347,810.44	99.37 5.23%	347,808.69 0.00	0.62% (1.74)	P-1/A-1+ F1+	0.12 0.12
912797KY2	UNITED STATES TREASURY 08/20/2024	3,000,000.00	05/09/2024 5.39%	2,955,457.88 2,978,165.63	99.27 5.25%	2,978,135.43 0.00	5.34% (30.20)	P-1/A-1+ F1+	0.14 0.14
912797KZ9	UNITED STATES TREASURY 08/27/2024	700,000.00	05/09/2024 5.39%	688,917.43 694,204.53	99.17 5.27%	694,186.79 0.00	1.24% (17.73)	P-1/A-1+ F1+	0.16 0.16
912828YE4	UNITED STATES TREASURY 1.25 08/31/2024	250,000.00	01/08/2021 0.30%	258,554.69 250,392.95	99.30 5.41%	248,254.40 1,044.50	0.44% (2,138.55)	Aaa/AA+ AA+	0.17 0.17
912797LA3	UNITED STATES TREASURY 09/03/2024	900,000.00	05/09/2024 5.40%	884,821.40 891,625.60	99.07 5.28%	891,614.40 0.00	1.60% (11.20)	P-1/A-1+ F1+	0.18 0.18
912797KK2	UNITED STATES TREASURY 09/12/2024	2,000,000.00	05/09/2024 5.36%	1,963,937.50 1,978,939.50	98.94 5.30%	1,978,757.50 0.00	3.55% (182.00)	P-1/A-1+ F1+	0.20 0.20
91282CCX7	UNITED STATES TREASURY 0.375 09/15/2024	200,000.00	09/10/2021 0.44%	199,585.94 199,971.29	98.98 5.28%	197,968.75 220.11	0.35% (2,002.54)	Aaa/AA+ AA+	0.21 0.21
912797LH8	UNITED STATES TREASURY 09/17/2024	2,000,000.00	06/13/2024 5.37%	1,972,423.61 1,977,358.33	98.87 5.28%	1,977,399.50 0.00	3.54% 41.17	P-1/A-1+ F1+	0.22 0.21
912797LJ4	UNITED STATES TREASURY 09/24/2024	1,000,000.00	06/13/2024 5.37%	985,217.08 987,680.90	98.77 5.29%	987,693.89 0.00	1.77% 12.99	P-1/A-1+ F1+	0.24 0.23
912797KT3	UNITED STATES TREASURY 10/10/2024	3,000,000.00	05/09/2024 5.36%	2,934,068.48 2,956,476.58	98.54 5.29%	2,956,275.42 0.00	5.30% (201.16)	P-1/A-1+ F1+	0.28 0.28

# HOLDINGS REPORT



Vallejo Flood & Wastewater District Cons | Account #10761 | As of June 30, 2024

Cusip	Security Description	Par Value/ Units	Purchase Date Purchase Yield	Cost Value Book Value	Mkt Price Mkt YTM	Market Value Accrued Int.	% of Port. Gain/Loss	Moody's/ S&P/ Fitch	Maturity Duration
91282CDB4	UNITED STATES TREASURY 0.625 10/15/2024	200,000.00	10/14/2021 0.63%	199,984.38 199,998.49	98.63 5.37%	197,265.62 262.98	0.35% (2,732.86)	Aaa/AA+ AA+	0.29 0.29
912797HE0	UNITED STATES TREASURY 10/31/2024	3,000,000.00	05/09/2024 5.38%	2,925,230.75 2,947,575.58	98.25 5.31%	2,947,387.50 0.00	5.28% (188.08)	P-1/A-1+ F1+	0.34 0.33
91282CDH1	UNITED STATES TREASURY 0.75 11/15/2024	200,000.00	11/10/2021 0.80%	199,710.94 199,963.87	98.31 5.35%	196,613.28 191.58	0.35% (3,350.59)	Aaa/AA+ AA+	0.38 0.37
91282CDN8	UNITED STATES TREASURY 1.0 12/15/2024	200,000.00	02/01/2022 1.38%	197,882.81 199,662.30	98.08 5.29%	196,150.39 87.43	0.35% (3,511.91)	Aaa/AA+ AA+	0.46 0.45
912828Z52	UNITED STATES TREASURY 1.375 01/31/2025	200,000.00	06/07/2021 0.48%	206,500.00 201,042.73	97.76 5.31%	195,519.53 1,148.35	0.35% (5,523.20)	Aaa/AA+ AA+	0.59 0.57
912828ZC7	UNITED STATES TREASURY 1.125 02/28/2025	200,000.00	02/09/2022 1.59%	197,226.56 199,397.51	97.33 5.24%	194,654.30 752.04	0.35% (4,743.22)	Aaa/AA+ AA+	0.67 0.65
912828ZF0	UNITED STATES TREASURY 0.5 03/31/2025	200,000.00	03/15/2022 2.05%	190,875.00 197,747.63	96.57 5.21%	193,142.58 251.37	0.35% (4,605.05)	Aaa/AA+ AA+	0.75 0.73
912828ZL7	UNITED STATES TREASURY 0.375 04/30/2025	200,000.00	03/22/2022 2.39%	187,906.25 196,768.60	96.12 5.19%	192,236.33 126.36	0.34% (4,532.27)	Aaa/AA+ AA+	0.83 0.81
912828K74	UNITED STATES TREASURY 2.0 08/15/2025	200,000.00	06/01/2022 2.83%	194,921.88 198,220.49	96.69 5.06%	193,382.81 1,505.49	0.35% (4,837.68)	Aaa/AA+ AA+	1.13 1.08
9128285C0	UNITED STATES TREASURY 3.0 09/30/2025	250,000.00	12/28/2022 4.24%	242,041.02 246,392.35	97.56 5.03%	243,906.25 1,885.25	0.44% (2,486.10)	Aaa/AA+ AA+	1.25 1.20
9128285J5	UNITED STATES TREASURY 3.0 10/31/2025	250,000.00	12/28/2022 4.24%	241,806.64 246,152.20	97.47 4.98%	243,681.64 1,263.59	0.44% (2,470.56)	Aaa/AA+ AA+	1.34 1.28
912828M56	UNITED STATES TREASURY 2.25 11/15/2025	200,000.00	08/29/2022 3.43%	192,835.94 196,931.44	96.43 4.97%	192,851.56 574.73	0.35% (4,079.87)	Aaa/AA+ AA+	1.38 1.33
9128286L9	UNITED STATES TREASURY 2.25 03/31/2026	250,000.00	12/28/2022 4.12%	235,869.14 242,411.20	95.75 4.81%	239,375.00 1,413.93	0.43% (3,036.20)	Aaa/AA+ AA+	1.75 1.68
9128286S4	UNITED STATES TREASURY 2.375 04/30/2026	250,000.00	12/29/2022 4.13%	236,445.31 242,559.96	95.81 4.79%	239,531.25 1,000.34	0.43% (3,028.71)	Aaa/AA+ AA+	1.83 1.76
912828YD6	UNITED STATES TREASURY 1.375 08/31/2026	250,000.00	01/05/2023 4.10%	227,158.20 236,445.71	93.23 4.69%	233,076.17 1,148.95	0.42% (3,369.54)	Aaa/AA+ AA+	2.17 2.08
912828U24	UNITED STATES TREASURY 2.0 11/15/2026	250,000.00	01/05/2023 4.06%	231,796.88 238,799.07	94.10 4.65%	235,253.91 638.59	0.42% (3,545.17)	Aaa/AA+ AA+	2.38 2.27
91282CJT9	UNITED STATES TREASURY 4.0 01/15/2027	250,000.00	01/22/2024 4.12%	249,130.86 249,258.67	98.55 4.61%	246,367.19 4,615.38	0.44% (2,891.49)	Aaa/AA+ AA+	2.54 2.34
912828V98	UNITED STATES TREASURY 2.25 02/15/2027	250,000.00	01/20/2023 3.65%	236,894.53 241,530.90	94.28 4.59%	235,693.36 2,117.10	0.42% (5,837.54)	Aaa/AA+ AA+	2.63 2.48

# HOLDINGS REPORT



Vallejo Flood & Wastewater District Cons | Account #10761 | As of June 30, 2024

Cusip	Security Description	Par Value/ Units	Purchase Date Purchase Yield	Cost Value Book Value	Mkt Price Mkt YTM	Market Value Accrued Int.	% of Port. Gain/Loss	Moody's/ S&P/ Fitch	Maturity Duration
91282CEF4	UNITED STATES TREASURY 2.5 03/31/2027	200,000.00	12/12/2022 3.90%	189,023.44 192,983.12	94.79 4.54%	189,570.31 1,256.83	0.34% (3,412.80)	Aaa/AA+ AA+	2.75 2.60
91282CEW7	UNITED STATES TREASURY 3.25 06/30/2027	250,000.00	12/29/2022 4.02%	242,158.20 244,778.50	96.49 4.51%	241,220.70 22.08	0.43% (3,557.80)	Aaa/AA+ AA+	3.00 2.82
91282CFH9	UNITED STATES TREASURY 3.125 08/31/2027	250,000.00	01/20/2023 3.59%	245,068.36 246,608.58	95.94 4.51%	239,843.75 2,611.24	0.43% (6,764.83)	Aaa/AA+ AA+	3.17 2.94
91282CFM8	UNITED STATES TREASURY 4.125 09/30/2027	250,000.00	08/16/2023 4.52%	246,308.59 247,091.02	98.87 4.50%	247,167.97 2,592.21	0.44% 76.95	Aaa/AA+ AA+	3.25 2.98
9128283F5	UNITED STATES TREASURY 2.25 11/15/2027	200,000.00	06/07/2023 4.05%	185,554.69 189,021.21	93.02 4.50%	186,046.88 574.73	0.33% (2,974.33)	Aaa/AA+ AA+	3.38 3.18
91282CDF5	UNITED STATES TREASURY 1.375 10/31/2028	250,000.00	06/26/2024 4.39%	220,458.98 220,533.44	88.18 4.40%	220,449.22 579.14	0.40% (84.22)	Aaa/AA+ AA+	4.34 4.11
9128285M8	UNITED STATES TREASURY 3.125 11/15/2028	250,000.00	02/27/2024 4.34%	237,197.27 238,119.19	94.96 4.40%	237,392.58 997.79	0.43% (726.61)	Aaa/AA+ AA+	4.38 4.01
91282CJW2	UNITED STATES TREASURY 4.0 01/31/2029	250,000.00	03/25/2024 4.25%	247,314.45 247,461.46	98.46 4.37%	246,152.35 4,175.82	0.44% (1,309.11)	Aaa/AA+ AA+	4.59 4.07
9128286T2	UNITED STATES TREASURY 2.375 05/15/2029	250,000.00	05/17/2024 4.46%	226,943.36 227,475.14	91.32 4.37%	228,300.78 758.32	0.41% 825.64	Aaa/AA+ AA+	4.87 4.51
<b>Total US Treasury</b>		<b>36,100,000.00</b>	<b>4.95%</b>	<b>35,466,681.59</b> <b>35,719,202.83</b>	<b>98.73</b> <b>4.90%</b>	<b>35,631,453.80</b> <b>34,248.92</b>	<b>63.85%</b> <b>(87,749.04)</b>	<b>Aaa/AAA</b> <b>AAA</b>	<b>0.48</b> <b>0.45</b>
<b>Total Portfolio</b>		<b>56,366,100.98</b>	<b>4.83%</b>	<b>55,675,541.49</b> <b>55,938,267.54</b>	<b>76.37</b> <b>4.91%</b>	<b>55,807,129.42</b> <b>102,696.33</b>	<b>100.00%</b> <b>(131,138.12)</b>	<b>Aa1/AA+</b> <b>AA+</b>	<b>0.64</b> <b>0.58</b>
<b>Total Market Value + Accrued</b>						<b>55,909,825.76</b>			

# TRANSACTION LEDGER



Vallejo Flood & Wastewater District Cons | Account #10761 | As of June 30, 2024

Transaction Type	Settlement Date	CUSIP	Quantity	Security Description	Price	Acq/Disp Yield	Amount	Interest Pur/Sold	Total Amount	Gain/Loss
<b>ACQUISITIONS</b>										
Purchase	06/03/2024	31846V203	2,300.00	FIRST AMER:GVT OBLG Y	1.000	4.93%	(2,300.00)	0.00	(2,300.00)	0.00
Purchase	06/04/2024	31846V203	860.96	FIRST AMER:GVT OBLG Y	1.000	4.92%	(860.96)	0.00	(860.96)	0.00
Purchase	06/04/2024	31846V203	1,020,850.44	FIRST AMER:GVT OBLG Y	1.000	4.92%	(1,020,850.44)	0.00	(1,020,850.44)	0.00
Purchase	06/10/2024	31846V203	5,000.00	FIRST AMER:GVT OBLG Y	1.000	4.91%	(5,000.00)	0.00	(5,000.00)	0.00
Purchase	06/11/2024	31846V203	1,500,000.00	FIRST AMER:GVT OBLG Y	1.000	4.91%	(1,500,000.00)	0.00	(1,500,000.00)	0.00
Purchase	06/12/2024	31846V203	125,000.00	FIRST AMER:GVT OBLG Y	1.000	4.92%	(125,000.00)	0.00	(125,000.00)	0.00
Purchase	06/12/2024	31846V203	1,656.25	FIRST AMER:GVT OBLG Y	1.000	4.92%	(1,656.25)	0.00	(1,656.25)	0.00
Purchase	06/13/2024	31846V203	3,680,000.00	FIRST AMER:GVT OBLG Y	1.000	4.91%	(3,680,000.00)	0.00	(3,680,000.00)	0.00
Purchase	06/14/2024	912797KN6	2,000,000.00	UNITED STATES TREASURY 07/09/2024	99.636	5.33%	(1,992,718.75)	0.00	(1,992,718.75)	0.00
Purchase	06/14/2024	912797LJ4	1,000,000.00	UNITED STATES TREASURY 09/24/2024	98.522	5.37%	(985,217.08)	0.00	(985,217.08)	0.00
Purchase	06/14/2024	912797LH8	2,000,000.00	UNITED STATES TREASURY 09/17/2024	98.621	5.37%	(1,972,423.61)	0.00	(1,972,423.61)	0.00
Purchase	06/17/2024	31846V203	262,793.83	FIRST AMER:GVT OBLG Y	1.000	4.91%	(262,793.83)	0.00	(262,793.83)	0.00
Purchase	06/17/2024	31846V203	5,615.53	FIRST AMER:GVT OBLG Y	1.000	4.91%	(5,615.53)	0.00	(5,615.53)	0.00
Purchase	06/18/2024	31846V203	80,000.00	FIRST AMER:GVT OBLG Y	1.000	4.92%	(80,000.00)	0.00	(80,000.00)	0.00
Purchase	06/18/2024	31846V203	2,927.11	FIRST AMER:GVT OBLG Y	1.000	4.92%	(2,927.11)	0.00	(2,927.11)	0.00
Purchase	06/18/2024	31846V203	600,000.00	FIRST AMER:GVT OBLG Y	1.000	4.92%	(600,000.00)	0.00	(600,000.00)	0.00
Purchase	06/20/2024	31846V203	134.50	FIRST AMER:GVT OBLG Y	1.000	4.92%	(134.50)	0.00	(134.50)	0.00
Purchase	06/21/2024	31846V203	2,110.89	FIRST AMER:GVT OBLG Y	1.000	4.92%	(2,110.89)	0.00	(2,110.89)	0.00
Purchase	06/24/2024	532457CK2	150,000.00	ELI LILLY AND CO 4.5 02/09/2029	99.447	4.63%	(149,170.50)	(2,531.25)	(151,701.75)	0.00
Purchase	06/25/2024	3130B1BC0	250,000.00	FEDERAL HOME LOAN BANKS 4.625 06/08/2029	101.319	4.32%	(253,298.25)	(1,670.14)	(254,968.39)	0.00
Purchase	06/25/2024	31846V203	1,450,000.00	FIRST AMER:GVT OBLG Y	1.000	4.92%	(1,450,000.00)	0.00	(1,450,000.00)	0.00
Purchase	06/27/2024	91282CDF5	250,000.00	UNITED STATES TREASURY 1.375 10/31/2028	88.184	4.39%	(220,458.98)	(541.78)	(221,000.76)	0.00
Purchase	06/28/2024	90CHECK\$1	3,967,314.79	Checking Deposit Bank Account	1.000	0.00%	(3,967,314.79)	0.00	(3,967,314.79)	0.00
Purchase	06/28/2024	912797KH9	2,100,000.00	UNITED STATES TREASURY 07/02/2024	99.942	5.28%	(2,098,785.69)	0.00	(2,098,785.69)	0.00

# TRANSACTION LEDGER



Vallejo Flood & Wastewater District Cons | Account #10761 | As of June 30, 2024

Transaction Type	Settlement Date	CUSIP	Quantity	Security Description	Price	Acq/Disp Yield	Amount	Interest Pur/Sold	Total Amount	Gain/Loss
<b>Total Purchase</b>			<b>20,456,564.30</b>				<b>(20,378,637.16)</b>	<b>(4,743.17)</b>	<b>(20,383,380.33)</b>	<b>0.00</b>
<b>TOTAL ACQUISITIONS</b>			<b>20,456,564.30</b>				<b>(20,378,637.16)</b>	<b>(4,743.17)</b>	<b>(20,383,380.33)</b>	<b>0.00</b>
<b>DISPOSITIONS</b>										
Maturity	06/04/2024	912797JZ1	(1,000,000.00)	UNITED STATES TREASURY 06/04/2024	100.000	0.00%	1,000,000.00	0.00	1,000,000.00	0.00
Maturity	06/11/2024	912797KE6	(1,500,000.00)	UNITED STATES TREASURY 06/11/2024	100.000	0.00%	1,500,000.00	0.00	1,500,000.00	0.00
Maturity	06/12/2024	89114QCA4	(125,000.00)	TORONTO-DOMINION BANK 2.65 06/12/2024	100.000	2.65%	125,000.00	0.00	125,000.00	0.00
Maturity	06/15/2024	91282CCG4	(250,000.00)	UNITED STATES TREASURY 0.25 06/15/2024	100.000	0.25%	250,000.00	0.00	250,000.00	0.00
Maturity	06/18/2024	912797KF3	(600,000.00)	UNITED STATES TREASURY 06/18/2024	100.000	0.00%	600,000.00	0.00	600,000.00	0.00
Maturity	06/18/2024	89236TJH9	(80,000.00)	TOYOTA MOTOR CREDIT CORP 0.5 06/18/2024	100.000	0.50%	80,000.00	0.00	80,000.00	0.00
Maturity	06/25/2024	912797KG1	(1,450,000.00)	UNITED STATES TREASURY 06/25/2024	100.000	0.00%	1,450,000.00	0.00	1,450,000.00	0.00
<b>Total Maturity</b>			<b>(5,005,000.00)</b>				<b>5,005,000.00</b>	<b>0.00</b>	<b>5,005,000.00</b>	<b>0.00</b>
Sale	06/06/2024	31846V203	(730,000.00)	FIRST AMER:GVT OBLG Y	1.000	4.92%	730,000.00	0.00	730,000.00	0.00
Sale	06/14/2024	31846V203	(4,950,359.44)	FIRST AMER:GVT OBLG Y	1.000	4.91%	4,950,359.44	0.00	4,950,359.44	0.00
Sale	06/20/2024	31846V203	(770,000.00)	FIRST AMER:GVT OBLG Y	1.000	4.92%	770,000.00	0.00	770,000.00	0.00
Sale	06/24/2024	31846V203	(151,701.75)	FIRST AMER:GVT OBLG Y	1.000	4.92%	151,701.75	0.00	151,701.75	0.00
Sale	06/25/2024	31846V203	(248,193.56)	FIRST AMER:GVT OBLG Y	1.000	4.92%	248,193.56	0.00	248,193.56	0.00
Sale	06/26/2024	31846V203	(1,000.00)	FIRST AMER:GVT OBLG Y	1.000	4.92%	1,000.00	0.00	1,000.00	0.00
Sale	06/27/2024	31846V203	(221,000.76)	FIRST AMER:GVT OBLG Y	1.000	4.93%	221,000.76	0.00	221,000.76	0.00
Sale	06/27/2024	31846V203	(1,510,000.00)	FIRST AMER:GVT OBLG Y	1.000	4.93%	1,510,000.00	0.00	1,510,000.00	0.00
Sale	06/28/2024	31846V203	(2,098,785.69)	FIRST AMER:GVT OBLG Y	1.000	4.93%	2,098,785.69	0.00	2,098,785.69	0.00
<b>Total Sale</b>			<b>(10,681,041.20)</b>				<b>10,681,041.20</b>	<b>0.00</b>	<b>10,681,041.20</b>	<b>0.00</b>
<b>TOTAL DISPOSITIONS</b>			<b>(15,686,041.20)</b>				<b>15,686,041.20</b>	<b>0.00</b>	<b>15,686,041.20</b>	<b>0.00</b>

# TRANSACTION LEDGER



Vallejo Flood & Wastewater District Cons | Account #10761 | As of June 30, 2024

Transaction Type	Settlement Date	CUSIP	Quantity	Security Description	Price	Acq/Disp Yield	Amount	Interest Pur/Sold	Total Amount	Gain/Loss
<b>OTHER</b>										
Cash Transfer	06/06/2024	CCYUSD	(730,000.00)	Cash		0.00%	(730,000.00)	0.00	(730,000.00)	0.00
Cash Transfer	06/13/2024	CCYUSD	3,680,000.00	Cash		0.00%	3,680,000.00	0.00	3,680,000.00	0.00
Cash Transfer	06/20/2024	CCYUSD	(770,000.00)	Cash		0.00%	(770,000.00)	0.00	(770,000.00)	0.00
Cash Transfer	06/27/2024	CCYUSD	(1,510,000.00)	Cash		0.00%	(1,510,000.00)	0.00	(1,510,000.00)	0.00
Cash Transfer	06/28/2024	CCYUSD	3,967,314.79	Cash		0.00%	3,967,314.79	0.00	3,967,314.79	0.00
<b>Total Cash Transfer</b>			<b>4,637,314.79</b>				<b>4,637,314.79</b>	<b>0.00</b>	<b>4,637,314.79</b>	<b>0.00</b>
Coupon	06/01/2024	3137BKRJ1	0.00	FHMS K-047 A2 3.329 05/25/2025		2.89%	276.67	0.00	276.67	0.00
Coupon	06/01/2024	3137BNGT5	0.00	FHMS K-054 A2 2.745 01/25/2026		4.56%	571.88	0.00	571.88	0.00
Coupon	06/01/2024	3137BVZ82	0.00	FHMS K-063 A2 3.43 01/25/2027		4.22%	285.83	0.00	285.83	0.00
Coupon	06/01/2024	3137FBBX3	0.00	FHMS K-068 A2 3.244 08/25/2027		3.94%	337.92	0.00	337.92	0.00
Coupon	06/01/2024	3137FBU79	0.00	FHMS K-069 A2 3.187 09/25/2027		4.15%	358.54	0.00	358.54	0.00
Coupon	06/01/2024	3137FETN0	0.00	FHMS K-073 A2 3.35 01/25/2028		4.24%	376.87	0.00	376.87	0.00
Coupon	06/01/2024	023135CN4	0.00	AMAZON.COM INC 4.6 12/01/2025		4.61%	2,300.00	0.00	2,300.00	0.00
Coupon	06/09/2024	3130AWC24	0.00	FEDERAL HOME LOAN BANKS 4.0 06/09/2028		4.49%	5,000.00	0.00	5,000.00	0.00
Coupon	06/12/2024	89114QCA4	0.00	TORONTO-DOMINION BANK 2.65 06/12/2024		2.65%	1,656.25	0.00	1,656.25	0.00
Coupon	06/15/2024	89240BAC2	0.00	TAOT 2021-A A3 0.26 05/15/2025		0.00%	0.17	0.00	0.17	0.00
Coupon	06/15/2024	47788UAC6	0.00	JDOT 2021 A3 0.36 09/15/2025		0.38%	1.21	0.00	1.21	0.00
Coupon	06/15/2024	44933LAC7	0.00	HART 2021-A A3 0.38 09/15/2025		0.41%	1.04	0.00	1.04	0.00
Coupon	06/15/2024	91282CCG4	0.00	UNITED STATES TREASURY 0.25 06/15/2024		0.25%	312.50	0.00	312.50	0.00

# TRANSACTION LEDGER



Vallejo Flood & Wastewater District Cons | Account #10761 | As of June 30, 2024

Transaction Type	Settlement Date	CUSIP	Quantity	Security Description	Price	Acq/Disp Yield	Amount	Interest Pur/Sold	Total Amount	Gain/Loss
Coupon	06/15/2024	47789QAC4	0.00	JDOT 2021-B A3 0.52 03/16/2026		0.52%	6.52	0.00	6.52	0.00
Coupon	06/15/2024	44934KAC8	0.00	HART 2021-B A3 0.38 01/15/2026		0.62%	6.40	0.00	6.40	0.00
Coupon	06/15/2024	89238JAC9	0.00	TAOT 2021-D A3 0.71 04/15/2026		0.71%	8.20	0.00	8.20	0.00
Coupon	06/15/2024	91282CDN8	0.00	UNITED STATES TREASURY 1.0 12/15/2024		1.38%	1,000.00	0.00	1,000.00	0.00
Coupon	06/15/2024	47787JAC2	0.00	JDOT 2022 A3 0.36 09/15/2026		2.35%	51.58	0.00	51.58	0.00
Coupon	06/15/2024	58770AAC7	0.00	MBART 2023-1 A3 4.51 11/15/2027		4.56%	169.12	0.00	169.12	0.00
Coupon	06/15/2024	161571HT4	0.00	CHAIT 2023-1 A 5.16 09/15/2028		5.23%	623.50	0.00	623.50	0.00
Coupon	06/15/2024	89238DAD0	0.00	TAOT 2024-A A3 4.83 10/16/2028		4.89%	301.88	0.00	301.88	0.00
Coupon	06/15/2024	47800RAD5	0.00	JDOT 2024 A3 4.96 11/15/2028		5.01%	144.67	0.00	144.67	0.00
Coupon	06/16/2024	362554AC1	0.00	GMCAR 2021-4 A3 0.68 09/16/2026		0.68%	6.97	0.00	6.97	0.00
Coupon	06/16/2024	362585AC5	0.00	GMCAR 2022-2 A3 3.1 02/16/2027		3.13%	72.58	0.00	72.58	0.00
Coupon	06/16/2024	362583AD8	0.00	GMCAR 2023-2 A3 4.47 02/16/2028		4.51%	186.25	0.00	186.25	0.00
Coupon	06/16/2024	36268GAD7	0.00	GMCAR 2024-1 A3 4.85 12/18/2028		4.91%	80.83	0.00	80.83	0.00
Coupon	06/18/2024	89236TJH9	0.00	TOYOTA MOTOR CREDIT CORP 0.5 06/18/2024		0.50%	200.00	0.00	200.00	0.00
Coupon	06/18/2024	43815EAC8	0.00	HAROT 2021-3 A3 0.41 11/18/2025		0.41%	6.43	0.00	6.43	0.00
Coupon	06/20/2024	379929AD4	0.00	GMALT 2023-3 A3 5.38 11/20/2026		5.45%	134.50	0.00	134.50	0.00
Coupon	06/21/2024	43813GAC5	0.00	HAROT 2021-1 A3 0.27 04/21/2025		0.00%	0.02	0.00	0.02	0.00

# TRANSACTION LEDGER



Vallejo Flood & Wastewater District Cons | Account #10761 | As of June 30, 2024

Transaction Type	Settlement Date	CUSIP	Quantity	Security Description	Price	Acq/Disp Yield	Amount	Interest Pur/Sold	Total Amount	Gain/Loss
Coupon	06/21/2024	43815GAC3	0.00	HAROT 2021-4 A3 0.88 01/21/2026		0.90%	11.46	0.00	11.46	0.00
Coupon	06/21/2024	43815JAC7	0.00	HAROT 2023-1 A3 5.04 04/21/2027		5.10%	147.00	0.00	147.00	0.00
Coupon	06/21/2024	438123AC5	0.00	HAROT 2023-4 A3 5.67 06/21/2028		5.75%	212.63	0.00	212.63	0.00
Coupon	06/25/2024	05602RAD3	0.00	BMWOT 2022-A A3 3.21 08/25/2026		3.24%	63.59	0.00	63.59	0.00
Coupon	06/25/2024	05593AAC3	0.00	BMWLT 2023-1 A3 5.16 11/25/2025		5.22%	85.32	0.00	85.32	0.00
Coupon	06/29/2024	3133EN5E6	0.00	FEDERAL FARM CREDIT BANKS FUNDING CORP 4.0 12/29/2025		4.27%	5,000.00	0.00	5,000.00	0.00
Coupon	06/30/2024	91282CEW7	0.00	UNITED STATES TREASURY 3.25 06/30/2027		4.02%	4,062.50	0.00	4,062.50	0.00
<b>Total Coupon</b>			<b>0.00</b>				<b>24,060.83</b>	<b>0.00</b>	<b>24,060.83</b>	<b>0.00</b>
Custody Fee	06/26/2024	CCYUSD	(1,000.00)	Cash		0.00%	(1,000.00)	0.00	(1,000.00)	0.00
<b>Total Custody Fee</b>			<b>(1,000.00)</b>				<b>(1,000.00)</b>	<b>0.00</b>	<b>(1,000.00)</b>	<b>0.00</b>
Dividend	06/30/2024	31846V203	0.00	FIRST AMER:GVT OBLG Y		4.93%	22,374.22	0.00	22,374.22	0.00
<b>Total Dividend</b>			<b>0.00</b>				<b>22,374.22</b>	<b>0.00</b>	<b>22,374.22</b>	<b>0.00</b>
Principal Paydown	06/01/2024	3137BKRJ1	197.61	FHMS K-047 A2 3.329 05/25/2025		2.89%	197.61	--	197.61	(0.01)
Principal Paydown	06/15/2024	89240BAC2	763.26	TAOT 2021-A A3 0.26 05/15/2025		0.00%	763.26	--	763.26	(0.00)
Principal Paydown	06/15/2024	47788UAC6	892.64	JDOT 2021 A3 0.36 09/15/2025		0.39%	892.64	--	892.64	0.00
Principal Paydown	06/15/2024	44933LAC7	1,841.29	HART 2021-A A3 0.38 09/15/2025		0.41%	1,841.29	--	1,841.29	(0.00)
Principal Paydown	06/15/2024	47789QAC4	1,812.67	JDOT 2021-B A3 0.52 03/16/2026		0.52%	1,812.67	--	1,812.67	(0.00)
Principal Paydown	06/15/2024	44934KAC8	4,081.28	HART 2021-B A3 0.38 01/15/2026		0.62%	4,081.28	--	4,081.28	(0.01)

# TRANSACTION LEDGER



Vallejo Flood & Wastewater District Cons | Account #10761 | As of June 30, 2024

Transaction Type	Settlement Date	CUSIP	Quantity	Security Description	Price	Acq/Disp Yield	Amount	Interest Pur/Sold	Total Amount	Gain/Loss
Principal Paydown	06/15/2024	89238JAC9	1,376.97	TAOT 2021-D A3 0.71 04/15/2026		0.71%	1,376.97	--	1,376.97	(0.00)
Principal Paydown	06/15/2024	47787JAC2	1,692.20	JDOT 2022 A3 0.36 09/15/2026		2.35%	1,692.20	--	1,692.20	0.00
Principal Paydown	06/16/2024	362554AC1	1,125.31	GMCAR 2021-4 A3 0.68 09/16/2026		0.68%	1,125.31	--	1,125.31	(0.00)
Principal Paydown	06/16/2024	362585AC5	1,850.32	GMCAR 2022-2 A3 3.1 02/16/2027		3.13%	1,850.32	--	1,850.32	(0.00)
Principal Paydown	06/18/2024	43815EAC8	2,720.68	HAROT 2021-3 A3 0.41 11/18/2025		0.41%	2,720.68	--	2,720.68	0.00
Principal Paydown	06/21/2024	43813GAC5	100.60	HAROT 2021-1 A3 0.27 04/21/2025		0.00%	100.60	--	100.60	(0.04)
Principal Paydown	06/21/2024	43815GAC3	1,639.18	HAROT 2021-4 A3 0.88 01/21/2026		0.90%	1,639.18	--	1,639.18	(0.00)
Principal Paydown	06/25/2024	05602RAD3	1,994.98	BMWOT 2022-A A3 3.21 08/25/2026		3.24%	1,994.98	--	1,994.98	(0.00)
Principal Paydown	06/25/2024	05593AAC3	2,225.62	BMWLT 2023-1 A3 5.16 11/25/2025		5.22%	2,225.62	--	2,225.62	0.00
<b>Total Principal Paydown</b>			<b>24,314.61</b>				<b>24,314.61</b>	<b>--</b>	<b>24,314.61</b>	<b>(0.06)</b>
<b>TOTAL OTHER TRANSACTIONS</b>			<b>4,660,629.40</b>				<b>4,707,064.45</b>	<b>0.00</b>	<b>4,707,064.45</b>	<b>(0.06)</b>

# INCOME EARNED



Vallejo Flood & Wastewater District Cons | Account #10761 | As of June 30, 2024

Cusip	Security Description	Trade Date Settle Date Units	Book Value: Begin Book Value: Acq Book Value: Disp Book Value: End	Prior Accrued Inc. Received Ending Accrued Total Interest	Accr. Of Discount Amort. Of Premium Net Accret/Amort Income Earned	Total Income
<b>CASH &amp; EQUIVALENTS</b>						
31846V203	FIRST AMER:GVT OBLG Y	2,888,814.80	4,830,606.49 8,739,249.51 (10,681,041.20) 2,888,814.80	0.00 21,711.40 0.00 21,711.40	0.00 0.00 0.00 21,711.40	21,711.40
90CHECK\$1	Checking Deposit Bank Account	4,676,405.21	709,090.42 3,967,314.79 0.00 4,676,405.21	0.00 0.00 0.00 0.00	0.00 0.00 0.00 0.00	0.00
912797KG1	UNITED STATES TREASURY 06/25/2024	05/09/2024 05/10/2024 0.00	1,444,912.92 0.00 (1,450,000.00) 0.00	0.00 0.00 0.00 0.00	5,087.08 0.00 5,087.08 5,087.08	5,087.08
912797KH9	UNITED STATES TREASURY 07/02/2024	3,000,000.00	895,917.69 2,098,785.69 0.00 2,999,564.74	0.00 0.00 0.00 0.00	4,861.36 0.00 4,861.36 4,861.36	4,861.36
912797KN6	UNITED STATES TREASURY 07/09/2024	06/13/2024 06/14/2024 2,000,000.00	0.00 1,992,718.75 0.00 1,997,670.00	0.00 0.00 0.00 0.00	4,951.25 0.00 4,951.25 4,951.25	4,951.25
912797KP1	UNITED STATES TREASURY 07/16/2024	05/09/2024 05/10/2024 3,300,000.00	3,278,389.13 0.00 0.00 3,292,796.38	0.00 0.00 0.00 0.00	14,407.25 0.00 14,407.25 14,407.25	14,407.25
912797KQ9	UNITED STATES TREASURY 07/23/2024	05/09/2024 05/10/2024 3,900,000.00	3,870,501.05 0.00 0.00 3,887,519.68	0.00 0.00 0.00 0.00	17,018.62 0.00 17,018.62 17,018.62	17,018.62
912797KR7	UNITED STATES TREASURY 07/30/2024	05/09/2024 05/10/2024 900,000.00	892,267.31 0.00 0.00 896,199.19	0.00 0.00 0.00 0.00	3,931.87 0.00 3,931.87 3,931.87	3,931.87
912797KW6	UNITED STATES TREASURY 08/06/2024	05/09/2024 05/10/2024 400,000.00	396,151.83 0.00 0.00 397,901.00	0.00 0.00 0.00 0.00	1,749.17 0.00 1,749.17 1,749.17	1,749.17

# INCOME EARNED



Vallejo Flood & Wastewater District Cons | Account #10761 | As of June 30, 2024

Cusip	Security Description	Trade Date Settle Date Units	Book Value: Begin Book Value: Acq Book Value: Disp Book Value: End	Prior Accrued Inc. Received Ending Accrued Total Interest	Accr. Of Discount Amort. Of Premium Net Accret/Amort Income Earned	Total Income
			58,421.34	0.00	0.00	
			0.00	0.00	0.00	
CCYUSD	Receivable	87,014.41	0.00	0.00	0.00	0.00
			87,014.41	0.00	0.00	
			<b>16,376,258.18</b>	<b>0.00</b>	<b>52,006.60</b>	
			<b>16,798,068.74</b>	<b>21,711.40</b>	<b>0.00</b>	
			<b>(12,131,041.20)</b>	<b>0.00</b>	<b>52,006.60</b>	
<b>Total Cash &amp; Equivalents</b>		<b>21,152,234.42</b>	<b>21,123,885.39</b>	<b>21,711.40</b>	<b>73,718.00</b>	<b>73,718.00</b>
<b>FIXED INCOME</b>						
			146,294.01	390.83	158.60	
00440EAV9	CHUBB INA HOLDINGS LLC	03/14/2023	0.00	0.00	0.00	
	3.35 05/03/2026	03/16/2023	0.00	809.58	158.60	577.35
		150,000.00	146,452.62	418.75	577.35	
			99,977.44	2,300.00	1.23	
023135CN4	AMAZON.COM INC 4.6	12/28/2022	0.00	2,300.00	0.00	
	12/01/2025	12/30/2022	0.00	383.33	1.23	384.57
		100,000.00	99,978.68	383.33	384.57	
			146,332.55	1,327.08	174.09	
037833BY5	APPLE INC 3.25 02/23/2026	02/21/2023	0.00	0.00	0.00	
		02/23/2023	0.00	1,733.33	174.09	580.34
		150,000.00	146,506.64	406.25	580.34	
			19,841.38	17.06	0.04	
05593AAC3	BMWLT 2023-1 A3 5.16	02/07/2023	0.00	85.32	0.00	
	11/25/2025	02/15/2023	(2,225.62)	15.15	0.04	83.45
		17,616.02	17,615.81	83.41	83.45	
			23,772.08	12.72	0.06	
05602RAD3	BMWOT 2022-A A3 3.21	05/10/2022	0.00	63.59	0.00	
	08/25/2026	05/18/2022	(1,994.98)	11.65	0.06	62.58
		21,777.61	21,777.16	62.52	62.58	
			122,665.17	192.71	209.72	
06367WB85	BANK OF MONTREAL 1.85	08/29/2022	0.00	0.00	0.00	
	05/01/2025	08/31/2022	0.00	385.42	209.72	402.42
		125,000.00	122,874.89	192.71	402.42	
			123,199.93	1,892.92	40.30	
06406RBN6	BANK OF NEW YORK MELLON	02/27/2024	0.00	0.00	0.00	
	CORP 4.543 02/01/2029	02/29/2024	0.00	2,366.15	40.30	513.53
		125,000.00	123,240.23	473.23	513.53	

# INCOME EARNED



Vallejo Flood & Wastewater District Cons | Account #10761 | As of June 30, 2024

Cusip	Security Description	Trade Date Settle Date Units	Book Value: Begin Book Value: Acq Book Value: Disp Book Value: End	Prior Accrued Inc. Received Ending Accrued Total Interest	Accr. Of Discount Amort. Of Premium Net Accret/Amort Income Earned	Total Income
14913UAJ9	CATERPILLAR FINANCIAL SERVICES CORP 4.85 02/27/2029	05/17/2024 05/21/2024 150,000.00	150,058.13 0.00 0.00 150,057.12	1,899.58 0.00 2,505.83 606.25	0.00 (1.01) (1.01) 605.24	605.24
161571HT4	CHAIT 2023-1 A 5.16 09/15/2028	09/07/2023 09/15/2023 145,000.00	144,965.53 0.00 0.00 144,966.19	332.53 623.50 332.53 623.50	0.66 0.00 0.66 624.16	624.16
17275RBQ4	CISCO SYSTEMS INC 4.8 02/26/2027	02/21/2024 02/26/2024 75,000.00	74,911.04 0.00 0.00 74,913.71	950.00 0.00 1,250.00 300.00	2.67 0.00 2.67 302.67	302.67
17275RBR2	CISCO SYSTEMS INC 4.85 02/26/2029	02/27/2024 02/29/2024 100,000.00	100,145.06 0.00 0.00 100,142.50	1,279.86 0.00 1,684.03 404.17	0.00 (2.56) (2.56) 401.61	401.61
24422EXD6	JOHN DEERE CAPITAL CORP 5.15 09/08/2026	09/28/2023 10/02/2023 150,000.00	149,544.13 0.00 0.00 149,560.62	1,781.04 0.00 2,424.79 643.75	16.50 0.00 16.50 660.25	660.25
3130AVBD3	FEDERAL HOME LOAN BANKS 4.5 03/09/2029	03/14/2024 03/15/2024 200,000.00	201,477.83 0.00 0.00 201,452.38	2,050.00 0.00 2,800.00 750.00	0.00 (25.45) (25.45) 724.55	724.55
3130AWC24	FEDERAL HOME LOAN BANKS 4.0 06/09/2028	07/06/2023 07/10/2023 250,000.00	245,597.50 0.00 0.00 245,687.41	4,777.78 5,000.00 611.11 833.33	89.91 0.00 89.91 923.24	923.24
3130AWTQ3	FEDERAL HOME LOAN BANKS 4.625 09/11/2026	09/12/2023 09/13/2023 250,000.00	248,929.58 0.00 0.00 248,968.18	2,569.44 0.00 3,532.99 963.54	38.60 0.00 38.60 1,002.14	1,002.14
3130AWTR1	FEDERAL HOME LOAN BANKS 4.375 09/08/2028	09/07/2023 09/08/2023 250,000.00	248,911.33 0.00 0.00 248,932.27	2,521.70 0.00 3,433.16 911.46	20.94 0.00 20.94 932.39	932.39

# INCOME EARNED



Vallejo Flood & Wastewater District Cons | Account #10761 | As of June 30, 2024

Cusip	Security Description	Trade Date Settle Date Units	Book Value: Begin Book Value: Acq Book Value: Disp Book Value: End	Prior Accrued Inc. Received Ending Accrued Total Interest	Accr. Of Discount Amort. Of Premium Net Accret/Amort Income Earned	Total Income
3130B1BC0	FEDERAL HOME LOAN BANKS 4.625 06/08/2029	06/24/2024 06/25/2024 250,000.00	0.00 253,298.25 0.00 253,287.31	0.00 (1,670.14) 1,862.85 192.71	0.00 (10.94) (10.94) 181.77	181.77
3133EN5E6	FEDERAL FARM CREDIT BANKS FUNDING CORP 4.0 12/29/2025	12/29/2022 12/30/2022 250,000.00	249,011.07 0.00 0.00 249,062.57	4,222.22 0.00 55.56 (4,166.67)	51.51 0.00 51.51 (4,115.16)	(4,115.16)
3133ENPY0	FEDERAL FARM CREDIT BANKS FUNDING CORP 1.75 02/25/2025	03/16/2022 03/21/2022 200,000.00	199,482.08 0.00 0.00 199,539.84	933.33 0.00 1,225.00 291.67	57.76 0.00 57.76 349.43	349.43
3133EPSW6	FEDERAL FARM CREDIT BANKS FUNDING CORP 4.5 08/14/2026	08/09/2023 08/14/2023 270,000.00	269,544.45 0.00 0.00 269,561.45	3,611.25 0.00 4,623.75 1,012.50	17.00 0.00 17.00 1,029.50	1,029.50
3133EPVP7	FEDERAL FARM CREDIT BANKS FUNDING CORP 4.75 07/08/2026	12/06/2023 12/07/2023 250,000.00	251,304.88 0.00 0.00 251,253.84	4,717.01 0.00 5,706.60 989.58	0.00 (51.04) (51.04) 938.55	938.55
3133EPWK7	FEDERAL FARM CREDIT BANKS FUNDING CORP 4.5 09/22/2028	10/12/2023 10/16/2023 200,000.00	198,381.48 0.00 0.00 198,412.33	1,725.00 0.00 2,475.00 750.00	30.85 0.00 30.85 780.85	780.85
3133EPZY4	FEDERAL FARM CREDIT BANKS FUNDING CORP 5.0 07/30/2026	11/09/2023 11/10/2023 250,000.00	250,742.92 0.00 0.00 250,714.67	4,201.39 0.00 5,243.06 1,041.67	0.00 (28.25) (28.25) 1,013.42	1,013.42
3133ERAK7	FEDERAL FARM CREDIT BANKS FUNDING CORP 4.375 04/10/2029	04/10/2024 04/15/2024 250,000.00	247,174.85 0.00 0.00 247,222.62	1,549.48 0.00 2,460.94 911.46	47.78 0.00 47.78 959.23	959.23
3137BKRJ1	FHMS K-047 A2 3.329 05/25/2025	05/19/2022 05/24/2022 99,533.68	99,910.77 0.00 (197.62) 99,696.71	276.67 276.67 276.12 276.12	0.00 (16.44) (16.44) 259.68	259.68

# INCOME EARNED



Vallejo Flood & Wastewater District Cons | Account #10761 | As of June 30, 2024

Cusip	Security Description	Trade Date Settle Date Units	Book Value: Begin Book Value: Acq Book Value: Disp Book Value: End	Prior Accrued Inc. Received Ending Accrued Total Interest	Accr. Of Discount Amort. Of Premium Net Accret/Amort Income Earned	Total Income
3137BNGT5	FHMS K-054 A2 2.745 01/25/2026	02/15/2023 02/21/2023 250,000.00	243,014.64 0.00 0.00 243,376.58	571.88 571.88 571.88 571.88	361.94 0.00 361.94 933.82	933.82
3137BVZ82	FHMS K-063 A2 3.43 01/25/2027	12/05/2022 12/09/2022 100,000.00	97,974.35 0.00 0.00 98,038.73	285.83 285.83 285.83 285.83	64.37 0.00 64.37 350.20	350.20
3137FBBX3	FHMS K-068 A2 3.244 08/25/2027	05/12/2023 05/17/2023 125,000.00	122,256.69 0.00 0.00 122,327.89	337.92 337.92 337.92 337.92	71.19 0.00 71.19 409.11	409.11
3137FBU79	FHMS K-069 A2 3.187 09/25/2027	05/18/2023 05/23/2023 135,000.00	130,956.52 0.00 0.00 131,058.72	358.54 358.54 358.54 358.54	102.19 0.00 102.19 460.73	460.73
3137FETN0	FHMS K-073 A2 3.35 01/25/2028	05/24/2023 05/30/2023 135,000.00	130,900.23 0.00 0.00 130,994.19	376.88 376.87 376.88 376.87	93.96 0.00 93.96 470.83	470.83
362554AC1	GMCAR 2021-4 A3 0.68 09/16/2026	10/13/2021 10/21/2021 11,181.68	12,306.89 0.00 (1,125.31) 11,181.59	3.49 6.97 3.17 6.65	0.01 0.00 0.01 6.66	6.66
362583AD8	GMCAR 2023-2 A3 4.47 02/16/2028	04/04/2023 04/12/2023 50,000.00	49,998.95 0.00 0.00 49,998.98	93.13 186.25 93.13 186.25	0.02 0.00 0.02 186.27	186.27
362585AC5	GMCAR 2022-2 A3 3.1 02/16/2027	04/05/2022 04/13/2022 26,245.48	28,093.21 0.00 (1,850.32) 26,243.13	36.29 72.58 33.90 70.19	0.24 0.00 0.24 70.43	70.43
36268GAD7	GMCAR 2024-1 A3 4.85 12/18/2028	01/09/2024 01/17/2024 20,000.00	19,996.28 0.00 0.00 19,996.35	40.42 80.83 40.42 80.83	0.07 0.00 0.07 80.90	80.90

# INCOME EARNED



Vallejo Flood & Wastewater District Cons | Account #10761 | As of June 30, 2024

Cusip	Security Description	Trade Date Settle Date Units	Book Value: Begin Book Value: Acq Book Value: Disp Book Value: End	Prior Accrued Inc. Received Ending Accrued Total Interest	Accr. Of Discount Amort. Of Premium Net Accret/Amort Income Earned	Total Income
379929AD4	GMALT 2023-3 A3 5.38 11/20/2026	08/08/2023 08/16/2023 30,000.00	29,997.28 0.00 0.00 29,997.37	49.32 134.50 49.32 134.50	0.09 0.00 0.09 134.59	134.59
437076CV2	HOME DEPOT INC 4.95 09/30/2026	12/04/2023 150,000.00	150,096.58 0.00 0.00 150,092.92	1,258.13 0.00 1,876.88 618.75	3.19 (6.84) (3.65) 615.10	615.10
438123AC5	HAROT 2023-4 A3 5.67 06/21/2028	11/01/2023 11/08/2023 45,000.00	44,993.05 0.00 0.00 44,993.19	70.88 212.63 70.88 212.63	0.14 0.00 0.14 212.77	212.77
43813GAC5	HAROT 2021-1 A3 0.27 04/21/2025	02/17/2021 02/24/2021 0.00	100.64 0.00 (100.64) 0.00	0.01 0.02 0.00 0.02	0.00 0.00 0.00 0.02	0.02
43815EAC8	HAROT 2021-3 A3 0.41 11/18/2025	08/17/2021 08/25/2021 16,096.94	18,817.56 0.00 (2,720.68) 16,096.89	2.79 6.43 2.38 6.03	0.01 0.00 0.01 6.04	6.04
43815GAC3	HAROT 2021-4 A3 0.88 01/21/2026	11/16/2021 11/24/2021 13,985.14	15,623.16 0.00 (1,639.18) 13,984.15	3.82 11.46 3.42 11.06	0.17 0.00 0.17 11.23	11.23
43815JAC7	HAROT 2023-1 A3 5.04 04/21/2027	02/16/2023 02/24/2023 35,000.00	34,995.48 0.00 0.00 34,995.61	49.00 147.00 49.00 147.00	0.13 0.00 0.13 147.13	147.13
44933LAC7	HART 2021-A A3 0.38 09/15/2025	04/20/2021 04/28/2021 1,447.73	3,288.95 0.00 (1,841.29) 1,447.70	0.56 1.04 0.24 0.73	0.04 0.00 0.04 0.77	0.77
44934KAC8	HART 2021-B A3 0.38 01/15/2026	07/20/2021 07/28/2021 16,129.78	20,209.77 0.00 (4,081.29) 16,128.80	3.41 6.40 2.72 5.71	0.31 0.00 0.31 6.02	6.02

# INCOME EARNED



Vallejo Flood & Wastewater District Cons | Account #10761 | As of June 30, 2024

Cusip	Security Description	Trade Date Settle Date Units	Book Value: Begin Book Value: Acq Book Value: Disp Book Value: End	Prior Accrued Inc. Received Ending Accrued Total Interest	Accr. Of Discount Amort. Of Premium Net Accret/Amort Income Earned	Total Income
4581X0DZ8	INTER-AMERICAN DEVELOPMENT BANK 0.5 09/23/2024	09/15/2021 09/23/2021 165,000.00	164,987.30 0.00 0.00 164,990.64	155.83 0.00 224.58 68.75	3.34 0.00 3.34 72.09	72.09
45950KCR9	INTERNATIONAL FINANCE CORP 1.375 10/16/2024	07/12/2021 07/14/2021 100,000.00	100,309.69 0.00 0.00 100,241.87	171.88 0.00 286.46 114.58	0.00 (67.82) (67.82) 46.77	46.77
46625HQW3	JPMORGAN CHASE & CO 3.3 04/01/2026	12/27/2023 12/29/2023 175,000.00	170,602.58 0.00 0.00 170,799.78	962.50 0.00 1,443.75 481.25	197.19 0.00 197.19 678.44	678.44
47787JAC2	JDOT 2022 A3 0.36 09/15/2026	03/10/2022 03/16/2022 24,987.18	26,676.56 0.00 (1,692.20) 24,984.64	27.51 51.58 25.76 49.84	0.27 0.00 0.27 50.11	50.11
47788UAC6	JDOT 2021 A3 0.36 09/15/2025	03/02/2021 03/10/2021 3,137.73	4,030.18 0.00 (892.64) 3,137.60	0.64 1.21 0.50 1.07	0.05 0.00 0.05 1.12	1.12
47789QAC4	JDOT 2021-B A3 0.52 03/16/2026	07/13/2021 07/21/2021 13,232.47	15,044.83 0.00 (1,812.67) 13,232.20	3.48 6.52 3.06 6.10	0.05 0.00 0.05 6.15	6.15
47800RAD5	JDOT 2024 A3 4.96 11/15/2028	03/11/2024 03/19/2024 35,000.00	34,998.13 0.00 0.00 34,998.16	77.16 144.67 77.16 144.67	0.03 0.00 0.03 144.70	144.70
532457CK2	ELI LILLY AND CO 4.5 02/09/2029	06/21/2024 06/24/2024 150,000.00	0.00 149,170.50 0.00 149,173.93	0.00 (2,531.25) 2,662.50 131.25	3.43 0.00 3.43 134.68	134.68
58770AAC7	MBART 2023-1 A3 4.51 11/15/2027	01/18/2023 01/25/2023 45,000.00	44,996.12 0.00 0.00 44,996.21	90.20 169.12 90.20 169.12	0.09 0.00 0.09 169.21	169.21

# INCOME EARNED



Vallejo Flood & Wastewater District Cons | Account #10761 | As of June 30, 2024

Cusip	Security Description	Trade Date Settle Date Units	Book Value: Begin Book Value: Acq Book Value: Disp Book Value: End	Prior Accrued Inc. Received Ending Accrued Total Interest	Accr. Of Discount Amort. Of Premium Net Accret/Amort Income Earned	Total Income
594918BJ2	MICROSOFT CORP 3.125 11/03/2025	01/20/2023 01/24/2023 150,000.00	147,696.92 0.00 0.00 147,829.79	364.58 0.00 755.21 390.63	132.87 0.00 132.87 523.49	523.49
665859AW4	NORTHERN TRUST CORP 4.0 05/10/2027	01/10/2023 01/12/2023 150,000.00	148,985.78 0.00 0.00 149,014.14	350.00 0.00 850.00 500.00	28.36 0.00 28.36 528.36	528.36
69371RS56	PACCAR FINANCIAL CORP 5.05 08/10/2026	08/03/2023 08/10/2023 125,000.00	124,954.38 0.00 0.00 124,956.09	1,946.35 0.00 2,472.40 526.04	1.71 0.00 1.71 527.75	527.75
713448CT3	PEPSICO INC 2.75 04/30/2025	12/28/2022 12/30/2022 150,000.00	147,550.57 0.00 0.00 147,771.24	355.21 0.00 698.96 343.75	220.67 0.00 220.67 564.42	564.42
78015K7C2	ROYAL BANK OF CANADA 2.25 11/01/2024	02/05/2021 02/09/2021 150,000.00	151,067.91 0.00 0.00 150,858.51	281.25 0.00 562.50 281.25	0.00 (209.39) (209.39) 71.86	71.86
79466LAG9	SALESFORCE INC 0.625 07/15/2024	06/29/2021 07/12/2021 20,000.00	19,999.59 0.00 0.00 19,999.87	47.22 0.00 57.64 10.42	0.28 0.00 0.28 10.70	10.70
857477BR3	STATE STREET CORP 1.746 02/06/2026	02/02/2022 02/07/2022 35,000.00	35,000.00 0.00 0.00 35,000.00	195.21 0.00 246.14 50.93	0.00 0.00 0.00 50.93	50.93
87612EBL9	TARGET CORP 2.25 04/15/2025	03/15/2022 03/21/2022 125,000.00	124,724.12 0.00 0.00 124,750.15	359.38 0.00 593.75 234.38	26.03 0.00 26.03 260.40	260.40
89114QCA4	TORONTO-DOMINION BANK 2.65 06/12/2024	08/25/2021 08/27/2021 0.00	125,075.84 0.00 (125,000.00) 0.00	1,555.03 1,656.25 0.00 101.22	0.00 (75.84) (75.84) 25.37	25.37

# INCOME EARNED



Vallejo Flood & Wastewater District Cons | Account #10761 | As of June 30, 2024

Cusip	Security Description	Trade Date Settle Date Units	Book Value: Begin Book Value: Acq Book Value: Disp Book Value: End	Prior Accrued Inc. Received Ending Accrued Total Interest	Accr. Of Discount Amort. Of Premium Net Accret/Amort Income Earned	Total Income
89236TJH9	TOYOTA MOTOR CREDIT CORP 0.5 06/18/2024	06/15/2021 06/18/2021 0.00	79,998.52 0.00 (80,000.00) 0.00	181.11 200.00 0.00 18.89	1.48 0.00 1.48 20.37	20.37
89236TKX2	TOYOTA MOTOR CREDIT CORP 5.0 08/14/2026	09/28/2023 10/02/2023 150,000.00	148,736.41 0.00 0.00 148,783.56	2,229.17 0.00 2,854.17 625.00	47.15 0.00 47.15 672.15	672.15
89238DAD0	TAOT 2024-A A3 4.83 10/16/2028	01/23/2024 01/30/2024 75,000.00	74,986.06 0.00 0.00 74,986.32	161.00 301.88 161.00 301.88	0.26 0.00 0.26 302.14	302.14
89238JAC9	TAOT 2021-D A3 0.71 04/15/2026	11/09/2021 11/15/2021 12,489.23	13,866.13 0.00 (1,376.97) 12,489.16	4.38 8.20 3.94 7.77	0.01 0.00 0.01 7.78	7.78
89240BAC2	TAOT 2021-A A3 0.26 05/15/2025	02/02/2021 02/08/2021 0.00	763.24 0.00 (763.26) 0.00	0.09 0.17 0.00 0.08	0.02 0.00 0.02 0.10	0.10
91159HHX1	US BANCORP 2.4 07/30/2024	02/05/2021 02/09/2021 200,000.00	200,283.47 0.00 0.00 200,000.00	1,613.33 0.00 2,013.33 400.00	0.00 (283.47) (283.47) 116.53	116.53
912797HE0	UNITED STATES TREASURY 10/31/2024	05/09/2024 05/10/2024 3,000,000.00	2,934,684.33 0.00 0.00 2,947,575.58	0.00 0.00 0.00 0.00	12,891.25 0.00 12,891.25 12,891.25	12,891.25
912797JZ1	UNITED STATES TREASURY 06/04/2024	02/22/2024 02/23/2024 0.00	999,564.79 0.00 (1,000,000.00) 0.00	0.00 0.00 0.00 0.00	435.21 0.00 435.21 435.21	435.21
912797KE6	UNITED STATES TREASURY 06/11/2024	02/22/2024 02/23/2024 0.00	1,497,826.04 0.00 (1,500,000.00) 0.00	0.00 0.00 0.00 0.00	2,173.96 0.00 2,173.96 2,173.96	2,173.96

# INCOME EARNED



Vallejo Flood & Wastewater District Cons | Account #10761 | As of June 30, 2024

Cusip	Security Description	Trade Date Settle Date Units	Book Value: Begin Book Value: Acq Book Value: Disp Book Value: End	Prior Accrued Inc. Received Ending Accrued Total Interest	Accr. Of Discount Amort. Of Premium Net Accret/Amort Income Earned	Total Income
912797KF3	UNITED STATES TREASURY 06/18/2024	02/22/2024 02/23/2024 0.00	598,521.71 0.00 (600,000.00) 0.00	0.00 0.00 0.00 0.00	1,478.29 0.00 1,478.29 1,478.29	1,478.29
912797KK2	UNITED STATES TREASURY 09/12/2024	05/09/2024 05/10/2024 2,000,000.00	1,970,284.50 0.00 0.00 1,978,939.50	0.00 0.00 0.00 0.00	8,655.00 0.00 8,655.00 8,655.00	8,655.00
912797KT3	UNITED STATES TREASURY 10/10/2024	05/09/2024 05/10/2024 3,000,000.00	2,943,548.83 0.00 0.00 2,956,476.58	0.00 0.00 0.00 0.00	12,927.75 0.00 12,927.75 12,927.75	12,927.75
912797KX4	UNITED STATES TREASURY 08/13/2024	05/09/2024 05/10/2024 350,000.00	346,282.83 0.00 0.00 347,810.44	0.00 0.00 0.00 0.00	1,527.60 0.00 1,527.60 1,527.60	1,527.60
912797KY2	UNITED STATES TREASURY 08/20/2024	05/09/2024 05/10/2024 3,000,000.00	2,965,065.00 0.00 0.00 2,978,165.63	0.00 0.00 0.00 0.00	13,100.62 0.00 13,100.62 13,100.62	13,100.62
912797KZ9	UNITED STATES TREASURY 08/27/2024	05/09/2024 05/10/2024 700,000.00	691,154.28 0.00 0.00 694,204.53	0.00 0.00 0.00 0.00	3,050.25 0.00 3,050.25 3,050.25	3,050.25
912797LA3	UNITED STATES TREASURY 09/03/2024	05/09/2024 05/10/2024 900,000.00	887,700.10 0.00 0.00 891,625.60	0.00 0.00 0.00 0.00	3,925.50 0.00 3,925.50 3,925.50	3,925.50
912797LH8	UNITED STATES TREASURY 09/17/2024	06/13/2024 06/14/2024 2,000,000.00	0.00 1,972,423.61 0.00 1,977,358.33	0.00 0.00 0.00 0.00	4,934.72 0.00 4,934.72 4,934.72	4,934.72
912797LJ4	UNITED STATES TREASURY 09/24/2024	06/13/2024 06/14/2024 1,000,000.00	0.00 985,217.08 0.00 987,680.90	0.00 0.00 0.00 0.00	2,463.82 0.00 2,463.82 2,463.82	2,463.82

# INCOME EARNED



Vallejo Flood & Wastewater District Cons | Account #10761 | As of June 30, 2024

Cusip	Security Description	Trade Date Settle Date Units	Book Value: Begin Book Value: Acq Book Value: Disp Book Value: End	Prior Accrued Inc. Received Ending Accrued Total Interest	Accr. Of Discount Amort. Of Premium Net Accret/Amort Income Earned	Total Income
9128283F5	UNITED STATES TREASURY 2.25 11/15/2027	06/07/2023 06/08/2023 200,000.00	188,753.87 0.00 0.00 189,021.21	207.88 0.00 574.73 366.85	267.34 0.00 267.34 634.19	634.19
9128285C0	UNITED STATES TREASURY 3.0 09/30/2025	12/28/2022 12/29/2022 250,000.00	246,155.00 0.00 0.00 246,392.35	1,270.49 0.00 1,885.25 614.75	237.35 0.00 237.35 852.10	852.10
9128285J5	UNITED STATES TREASURY 3.0 10/31/2025	12/28/2022 12/29/2022 250,000.00	245,915.17 0.00 0.00 246,152.20	652.17 0.00 1,263.59 611.41	237.03 0.00 237.03 848.44	848.44
9128285M8	UNITED STATES TREASURY 3.125 11/15/2028	02/27/2024 02/28/2024 250,000.00	237,896.14 0.00 0.00 238,119.19	360.90 0.00 997.79 636.89	223.04 0.00 223.04 859.93	859.93
9128286L9	UNITED STATES TREASURY 2.25 03/31/2026	12/28/2022 12/29/2022 250,000.00	242,054.36 0.00 0.00 242,411.20	952.87 0.00 1,413.93 461.07	356.84 0.00 356.84 817.91	817.91
9128286S4	UNITED STATES TREASURY 2.375 04/30/2026	12/29/2022 12/30/2022 250,000.00	242,225.83 0.00 0.00 242,559.96	516.30 0.00 1,000.34 484.04	334.13 0.00 334.13 818.17	818.17
9128286T2	UNITED STATES TREASURY 2.375 05/15/2029	05/17/2024 05/20/2024 250,000.00	227,095.30 0.00 0.00 227,475.14	274.29 0.00 758.32 484.04	379.85 0.00 379.85 863.88	863.88
912828K74	UNITED STATES TREASURY 2.0 08/15/2025	06/01/2022 06/02/2022 200,000.00	198,090.28 0.00 0.00 198,220.49	1,175.82 0.00 1,505.49 329.67	130.21 0.00 130.21 459.88	459.88
912828M56	UNITED STATES TREASURY 2.25 11/15/2025	08/29/2022 08/31/2022 200,000.00	196,748.05 0.00 0.00 196,931.44	207.88 0.00 574.73 366.85	183.38 0.00 183.38 550.23	550.23

# INCOME EARNED



Vallejo Flood & Wastewater District Cons | Account #10761 | As of June 30, 2024

Cusip	Security Description	Trade Date Settle Date Units	Book Value: Begin Book Value: Acq Book Value: Disp Book Value: End	Prior Accrued Inc. Received Ending Accrued Total Interest	Accr. Of Discount Amort. Of Premium Net Accret/Amort Income Earned	Total Income
912828U24	UNITED STATES TREASURY 2.0 11/15/2026	01/05/2023 01/06/2023 250,000.00	238,411.50 0.00 0.00 238,799.07	230.98 0.00 638.59 407.61	387.58 0.00 387.58 795.18	795.18
912828V98	UNITED STATES TREASURY 2.25 02/15/2027	01/20/2023 01/23/2023 250,000.00	241,265.96 0.00 0.00 241,530.90	1,653.50 0.00 2,117.10 463.60	264.94 0.00 264.94 728.53	728.53
912828YD6	UNITED STATES TREASURY 1.375 08/31/2026	01/05/2023 01/06/2023 250,000.00	235,931.64 0.00 0.00 236,445.71	868.72 0.00 1,148.95 280.23	514.07 0.00 514.07 794.30	794.30
912828YE4	UNITED STATES TREASURY 1.25 08/31/2024	01/08/2021 01/11/2021 250,000.00	250,586.20 0.00 0.00 250,392.95	789.74 0.00 1,044.50 254.76	0.00 (193.25) (193.25) 61.50	61.50
912828Z52	UNITED STATES TREASURY 1.375 01/31/2025	06/07/2021 06/07/2021 200,000.00	201,188.91 0.00 0.00 201,042.73	921.70 0.00 1,148.35 226.65	0.00 (146.18) (146.18) 80.47	80.47
912828ZC7	UNITED STATES TREASURY 1.125 02/28/2025	02/09/2022 02/10/2022 200,000.00	199,322.82 0.00 0.00 199,397.51	568.61 0.00 752.04 183.42	74.69 0.00 74.69 258.11	258.11
912828ZF0	UNITED STATES TREASURY 0.5 03/31/2025	03/15/2022 03/21/2022 200,000.00	197,500.11 0.00 0.00 197,747.63	169.40 0.00 251.37 81.97	247.51 0.00 247.51 329.48	329.48
912828ZL7	UNITED STATES TREASURY 0.375 04/30/2025	03/22/2022 03/23/2022 200,000.00	196,448.66 0.00 0.00 196,768.60	65.22 0.00 126.36 61.14	319.94 0.00 319.94 381.08	381.08
91282CCG4	UNITED STATES TREASURY 0.25 06/15/2024	06/09/2021 06/15/2021 0.00	249,994.26 0.00 (250,000.00) 0.00	288.59 312.50 0.00 23.91	5.74 0.00 5.74 29.65	29.65

# INCOME EARNED



Vallejo Flood & Wastewater District Cons | Account #10761 | As of June 30, 2024

Cusip	Security Description	Trade Date Settle Date Units	Book Value: Begin Book Value: Acq Book Value: Disp Book Value: End	Prior Accrued Inc. Received Ending Accrued Total Interest	Accr. Of Discount Amort. Of Premium Net Accret/Amort Income Earned	Total Income
91282CCL3	UNITED STATES TREASURY 0.375 07/15/2024	07/13/2021 07/15/2021 250,000.00	249,986.67 0.00 0.00 249,995.76	355.43 0.00 432.69 77.27	9.09 0.00 9.09 86.35	86.35
91282CCX7	UNITED STATES TREASURY 0.375 09/15/2024	09/10/2021 09/15/2021 200,000.00	199,959.95 0.00 0.00 199,971.29	158.97 0.00 220.11 61.14	11.33 0.00 11.33 72.47	72.47
91282CDB4	UNITED STATES TREASURY 0.625 10/15/2024	10/14/2021 10/15/2021 200,000.00	199,998.06 0.00 0.00 199,998.49	160.52 0.00 262.98 102.46	0.43 0.00 0.43 102.89	102.89
91282CDF5	UNITED STATES TREASURY 1.375 10/31/2028	06/26/2024 06/27/2024 250,000.00	0.00 220,458.98 0.00 220,533.44	0.00 (541.78) 579.14 37.36	74.46 0.00 74.46 111.82	111.82
91282CDH1	UNITED STATES TREASURY 0.75 11/15/2024	11/10/2021 11/15/2021 200,000.00	199,955.96 0.00 0.00 199,963.87	69.29 0.00 191.58 122.28	7.91 0.00 7.91 130.19	130.19
91282CDN8	UNITED STATES TREASURY 1.0 12/15/2024	02/01/2022 02/02/2022 200,000.00	199,601.64 0.00 0.00 199,662.30	923.50 1,000.00 87.43 163.93	60.66 0.00 60.66 224.60	224.60
91282CEF4	UNITED STATES TREASURY 2.5 03/31/2027	12/12/2022 12/13/2022 200,000.00	192,773.24 0.00 0.00 192,983.12	846.99 0.00 1,256.83 409.84	209.88 0.00 209.88 619.71	619.71
91282CEW7	UNITED STATES TREASURY 3.25 06/30/2027	12/29/2022 12/30/2022 250,000.00	244,635.31 0.00 0.00 244,778.50	3,415.18 0.00 22.08 (3,393.10)	143.19 0.00 143.19 (3,249.91)	(3,249.91)
91282CFH9	UNITED STATES TREASURY 3.125 08/31/2027	01/20/2023 01/23/2023 250,000.00	246,520.57 0.00 0.00 246,608.58	1,974.35 0.00 2,611.24 636.89	88.01 0.00 88.01 724.90	724.90

# INCOME EARNED



Vallejo Flood & Wastewater District Cons | Account #10761 | As of June 30, 2024

Cusip	Security Description	Trade Date Settle Date Units	Book Value: Begin Book Value: Acq Book Value: Disp Book Value: End	Prior Accrued Inc. Received Ending Accrued Total Interest	Accr. Of Discount Amort. Of Premium Net Accret/Amort Income Earned	Total Income	
91282CFM8	UNITED STATES TREASURY 4.125 09/30/2027	08/16/2023 08/17/2023 250,000.00	247,017.44 0.00 0.00 247,091.02	1,746.93 0.00 2,592.21 845.29	73.58 0.00 73.58 918.87	918.87	
91282CJT9	UNITED STATES TREASURY 4.0 01/15/2027	01/22/2024 01/23/2024 250,000.00	249,234.71 0.00 0.00 249,258.67	3,791.21 0.00 4,615.38 824.18	23.97 0.00 23.97 848.14	848.14	
91282CJW2	UNITED STATES TREASURY 4.0 01/31/2029	03/25/2024 03/26/2024 250,000.00	247,415.99 0.00 0.00 247,461.46	3,351.65 0.00 4,175.82 824.18	45.47 0.00 45.47 869.64	869.64	
<b>Total Fixed Income</b>			<b>29,618,445.79</b> <b>3,580,568.42</b> <b>(3,579,314.67)</b> <b>29,693,376.24</b>	<b>88,175.48</b> <b>10,255.16</b> <b>102,696.33</b> <b>24,776.01</b>	<b>74,795.17</b> <b>(1,118.47)</b> <b>73,676.70</b> <b>98,452.71</b>	<b>98,452.71</b>	
<b>LAIF</b>							
90LAIF\$00	Local Agency Investment Fund State Pool	5,121,005.91	5,121,005.91 0.00 0.00 5,121,005.91	0.00 0.00 0.00 0.00	0.00 0.00 0.00 0.00	0.00	
<b>Total LAIF</b>			<b>5,121,005.91</b>	<b>0.00</b>	<b>0.00</b>	<b>0.00</b>	
<b>TOTAL PORTFOLIO</b>			<b>56,366,100.98</b>	<b>51,115,709.88</b> <b>20,378,637.16</b> <b>(15,710,355.87)</b> <b>55,938,267.54</b>	<b>88,175.48</b> <b>31,966.56</b> <b>102,696.33</b> <b>46,487.41</b>	<b>126,801.77</b> <b>(1,118.47)</b> <b>125,683.30</b> <b>172,170.71</b>	<b>172,170.71</b>

# CASH FLOW REPORT



Vallejo Flood & Wastewater District Cons | Account #10761 | As of June 30, 2024

Payment Date	Transaction Type	CUSIP	Quantity	Security Description	Principal Amount	Income	Total Amount
<b>JULY 2024</b>							
07/01/2024	Dividend		0.00		18,867.75		18,867.75
07/01/2024	Dividend	31846V203	0.00		1,180.92		1,180.92
07/01/2024	Dividend	31846V203	0.00		21,193.30		21,193.30
07/01/2024	Coupon	3133EN5E6	0.00	FEDERAL FARM CREDIT BANKS FUNDING CORP 4.0 12/29/2025		5,000.00	5,000.00
07/01/2024	Coupon	91282CEW7	0.00	UNITED STATES TREASURY 3.25 06/30/2027		4,062.50	4,062.50
07/02/2024	Maturity	912797KH9	(3,000,000.00)	UNITED STATES TREASURY 07/02/2024	3,000,000.00		3,000,000.00
07/08/2024	Coupon	3133EPVP7	250,000.00	FEDERAL FARM CREDIT BANKS FUNDING CORP 4.75 07/08/2026		5,937.50	5,937.50
07/09/2024	Final Maturity	912797KN6	2,000,000.00	UNITED STATES TREASURY 07/09/2024	2,000,000.00		2,000,000.00
07/15/2024	Coupon	161571HT4	145,000.00	CHAIT 2023-1 A 5.16 09/15/2028		623.50	623.50
07/15/2024	Coupon	44933LAC7	1,447.73	HART 2021-A A3 0.38 09/15/2025		0.49	0.49
07/15/2024	Effective Maturity	44933LAC7	1,447.73	HART 2021-A A3 0.38 09/15/2025	1,554.88		1,554.88
07/15/2024	Coupon	44934KAC8	16,129.78	HART 2021-B A3 0.38 01/15/2026		8.05	8.05
07/15/2024	Principal Paydown	44934KAC8	16,129.78	HART 2021-B A3 0.38 01/15/2026	3,738.70		3,738.70
07/15/2024	Coupon	47787JAC2	24,987.18	JDOT 2022 A3 0.36 09/15/2026		48.03	48.03
07/15/2024	Principal Paydown	47787JAC2	24,987.18	JDOT 2022 A3 0.36 09/15/2026	2,178.86		2,178.86
07/15/2024	Coupon	47788UAC6	3,137.73	JDOT 2021 A3 0.36 09/15/2025		0.94	0.94
07/15/2024	Principal Paydown	47788UAC6	3,137.73	JDOT 2021 A3 0.36 09/15/2025	857.61		857.61
07/15/2024	Coupon	47789QAC4	13,232.47	JDOT 2021-B A3 0.52 03/16/2026		5.73	5.73
07/15/2024	Principal Paydown	47789QAC4	13,232.47	JDOT 2021-B A3 0.52 03/16/2026	1,096.68		1,096.68
07/15/2024	Coupon	47800RAD5	35,000.00	JDOT 2024 A3 4.96 11/15/2028		144.67	144.67
07/15/2024	Coupon	58770AAC7	45,000.00	MBART 2023-1 A3 4.51 11/15/2027		169.13	169.13
07/15/2024	Coupon	79466LAG9	20,000.00	SALESFORCE INC 0.625 07/15/2024		62.50	62.50
07/15/2024	Final Maturity	79466LAG9	20,000.00	SALESFORCE INC 0.625 07/15/2024	20,000.00		20,000.00
07/15/2024	Coupon	89238DAD0	75,000.00	TAOT 2024-A A3 4.83 10/16/2028		301.88	301.88
07/15/2024	Coupon	89238JAC9	12,489.23	TAOT 2021-D A3 0.71 04/15/2026		7.35	7.35
07/15/2024	Principal Paydown	89238JAC9	12,489.23	TAOT 2021-D A3 0.71 04/15/2026	1,386.09		1,386.09
07/15/2024	Dividend	90LAIF\$00	5,121,005.91	Local Agency Investment Fund State Pool	36,709.94		36,709.94
07/15/2024	Coupon	91282CCL3	250,000.00	UNITED STATES TREASURY 0.375 07/15/2024		468.75	468.75
07/15/2024	Final Maturity	91282CCL3	250,000.00	UNITED STATES TREASURY 0.375 07/15/2024	250,000.00		250,000.00

# CASH FLOW REPORT



Vallejo Flood & Wastewater District Cons | Account #10761 | As of June 30, 2024

Payment Date	Transaction Type	CUSIP	Quantity	Security Description	Principal Amount	Income	Total Amount
07/15/2024	Coupon	91282CJT9	250,000.00	UNITED STATES TREASURY 4.0 01/15/2027		5,000.00	5,000.00
07/16/2024	Coupon	362554AC1	11,181.68	GMCAR 2021-4 A3 0.68 09/16/2026		6.40	6.40
07/16/2024	Principal Paydown	362554AC1	11,181.68	GMCAR 2021-4 A3 0.68 09/16/2026	988.12		988.12
07/16/2024	Coupon	362583AD8	50,000.00	GMCAR 2023-2 A3 4.47 02/16/2028		186.25	186.25
07/16/2024	Coupon	362585AC5	26,245.48	GMCAR 2022-2 A3 3.1 02/16/2027		67.23	67.23
07/16/2024	Principal Paydown	362585AC5	26,245.48	GMCAR 2022-2 A3 3.1 02/16/2027	1,888.79		1,888.79
07/16/2024	Coupon	36268GAD7	20,000.00	GMCAR 2024-1 A3 4.85 12/18/2028		80.83	80.83
07/16/2024	Final Maturity	912797KP1	3,300,000.00	UNITED STATES TREASURY 07/16/2024	3,300,000.00		3,300,000.00
07/18/2024	Coupon	43815EAC8	16,096.94	HAROT 2021-3 A3 0.41 11/18/2025		5.61	5.61
07/18/2024	Principal Paydown	43815EAC8	16,096.94	HAROT 2021-3 A3 0.41 11/18/2025	2,468.72		2,468.72
07/22/2024	Coupon	379929AD4	30,000.00	GMALT 2023-3 A3 5.38 11/20/2026		134.50	134.50
07/22/2024	Coupon	438123AC5	45,000.00	HAROT 2023-4 A3 5.67 06/21/2028		212.63	212.63
07/22/2024	Coupon	43815GAC3	13,985.14	HAROT 2021-4 A3 0.88 01/21/2026		10.26	10.26
07/22/2024	Principal Paydown	43815GAC3	13,985.14	HAROT 2021-4 A3 0.88 01/21/2026	1,477.32		1,477.32
07/22/2024	Coupon	43815JAC7	35,000.00	HAROT 2023-1 A3 5.04 04/21/2027		147.00	147.00
07/23/2024	Final Maturity	912797KQ9	3,900,000.00	UNITED STATES TREASURY 07/23/2024	3,900,000.00		3,900,000.00
07/25/2024	Coupon	05593AAC3	17,616.02	BMWLT 2023-1 A3 5.16 11/25/2025		75.75	75.75
07/25/2024	Principal Paydown	05593AAC3	17,616.02	BMWLT 2023-1 A3 5.16 11/25/2025	2,995.84		2,995.84
07/25/2024	Coupon	05602RAD3	21,777.61	BMWOT 2022-A A3 3.21 08/25/2026		58.26	58.26
07/25/2024	Principal Paydown	05602RAD3	21,777.61	BMWOT 2022-A A3 3.21 08/25/2026	1,928.53		1,928.53
07/25/2024	Coupon	3137BKRJ1	99,533.68	FHMS K-047 A2 3.329 05/25/2025		276.12	276.12
07/25/2024	Coupon	3137BNGT5	250,000.00	FHMS K-054 A2 2.745 01/25/2026		571.88	571.88
07/25/2024	Coupon	3137BVZ82	100,000.00	FHMS K-063 A2 3.43 01/25/2027		285.83	285.83
07/25/2024	Coupon	3137FBBX3	125,000.00	FHMS K-068 A2 3.244 08/25/2027		337.92	337.92
07/25/2024	Coupon	3137FBU79	135,000.00	FHMS K-069 A2 3.187 09/25/2027		358.54	358.54
07/25/2024	Coupon	3137FETN0	135,000.00	FHMS K-073 A2 3.35 01/25/2028		376.88	376.88
07/30/2024	Coupon	3133EPZY4	250,000.00	FEDERAL FARM CREDIT BANKS FUNDING CORP 5.0 07/30/2026		6,250.00	6,250.00
07/30/2024	Coupon	91159HHX1	200,000.00	US BANCORP 2.4 07/30/2024		2,400.00	2,400.00
07/30/2024	Final Maturity	91159HHX1	200,000.00	US BANCORP 2.4 07/30/2024	200,000.00		200,000.00
07/30/2024	Final Maturity	912797KR7	900,000.00	UNITED STATES TREASURY 07/30/2024	900,000.00		900,000.00
07/31/2024	Coupon	912828Z52	200,000.00	UNITED STATES TREASURY 1.375 01/31/2025		1,375.00	1,375.00

# CASH FLOW REPORT



Vallejo Flood & Wastewater District Cons | Account #10761 | As of June 30, 2024

Payment Date	Transaction Type	CUSIP	Quantity	Security Description	Principal Amount	Income	Total Amount
07/31/2024	Coupon	91282CJW2	250,000.00	UNITED STATES TREASURY 4.0 01/31/2029		5,000.00	5,000.00
<b>July 2024 Total</b>					<b>13,670,512.04</b>	<b>40,057.89</b>	<b>13,710,569.93</b>
<b>AUGUST 2024</b>							
08/01/2024	Coupon	06406RBN6	125,000.00	BANK OF NEW YORK MELLON CORP 4.543 02/01/2029		2,839.38	2,839.38
08/06/2024	Coupon	857477BR3	35,000.00	STATE STREET CORP 1.746 02/06/2026		305.55	305.55
08/06/2024	Final Maturity	912797KW6	400,000.00	UNITED STATES TREASURY 08/06/2024	400,000.00		400,000.00
08/09/2024	Coupon	532457CK2	150,000.00	ELI LILLY AND CO 4.5 02/09/2029		3,375.00	3,375.00
08/12/2024	Coupon	69371RS56	125,000.00	PACCAR FINANCIAL CORP 5.05 08/10/2026		3,156.25	3,156.25
08/13/2024	Final Maturity	912797KX4	350,000.00	UNITED STATES TREASURY 08/13/2024	350,000.00		350,000.00
08/14/2024	Coupon	3133EPSW6	270,000.00	FEDERAL FARM CREDIT BANKS FUNDING CORP 4.5 08/14/2026		6,075.00	6,075.00
08/14/2024	Coupon	89236TKX2	150,000.00	TOYOTA MOTOR CREDIT CORP 5.0 08/14/2026		3,750.00	3,750.00
08/15/2024	Coupon	161571HT4	145,000.00	CHAIT 2023-1 A 5.16 09/15/2028		623.50	623.50
08/15/2024	Coupon	44934KAC8	16,129.78	HART 2021-B A3 0.38 01/15/2026		6.22	6.22
08/15/2024	Principal Paydown	44934KAC8	16,129.78	HART 2021-B A3 0.38 01/15/2026	3,613.70		3,613.70
08/15/2024	Coupon	47787JAC2	24,987.18	JDOT 2022 A3 0.36 09/15/2026		43.82	43.82
08/15/2024	Principal Paydown	47787JAC2	24,987.18	JDOT 2022 A3 0.36 09/15/2026	1,946.68		1,946.68
08/15/2024	Coupon	47788UAC6	3,137.73	JDOT 2021 A3 0.36 09/15/2025		0.68	0.68
08/15/2024	Principal Paydown	47788UAC6	3,137.73	JDOT 2021 A3 0.36 09/15/2025	1,000.98		1,000.98
08/15/2024	Coupon	47789QAC4	13,232.47	JDOT 2021-B A3 0.52 03/16/2026		5.26	5.26
08/15/2024	Principal Paydown	47789QAC4	13,232.47	JDOT 2021-B A3 0.52 03/16/2026	1,195.26		1,195.26
08/15/2024	Coupon	47800RAD5	35,000.00	JDOT 2024 A3 4.96 11/15/2028		144.67	144.67
08/15/2024	Coupon	58770AAC7	45,000.00	MBART 2023-1 A3 4.51 11/15/2027		169.13	169.13
08/15/2024	Coupon	89238DAD0	75,000.00	TAOT 2024-A A3 4.83 10/16/2028		301.88	301.88
08/15/2024	Coupon	89238JAC9	12,489.23	TAOT 2021-D A3 0.71 04/15/2026		6.53	6.53
08/15/2024	Principal Paydown	89238JAC9	12,489.23	TAOT 2021-D A3 0.71 04/15/2026	1,337.95		1,337.95
08/15/2024	Coupon	912828K74	200,000.00	UNITED STATES TREASURY 2.0 08/15/2025		2,000.00	2,000.00
08/15/2024	Coupon	912828V98	250,000.00	UNITED STATES TREASURY 2.25 02/15/2027		2,812.50	2,812.50
08/16/2024	Coupon	362554AC1	11,181.68	GMCAR 2021-4 A3 0.68 09/16/2026		5.84	5.84
08/16/2024	Principal Paydown	362554AC1	11,181.68	GMCAR 2021-4 A3 0.68 09/16/2026	957.61		957.61
08/16/2024	Coupon	362583AD8	50,000.00	GMCAR 2023-2 A3 4.47 02/16/2028		186.25	186.25

# CASH FLOW REPORT



Vallejo Flood & Wastewater District Cons | Account #10761 | As of June 30, 2024

Payment Date	Transaction Type	CUSIP	Quantity	Security Description	Principal Amount	Income	Total Amount
08/16/2024	Coupon	362585AC5	26,245.48	GMCAR 2022-2 A3 3.1 02/16/2027		62.35	62.35
08/16/2024	Principal Paydown	362585AC5	26,245.48	GMCAR 2022-2 A3 3.1 02/16/2027	1,819.45		1,819.45
08/16/2024	Coupon	36268GAD7	20,000.00	GMCAR 2024-1 A3 4.85 12/18/2028		80.83	80.83
08/19/2024	Coupon	43815EAC8	16,096.94	HAROT 2021-3 A3 0.41 11/18/2025		4.77	4.77
08/19/2024	Principal Paydown	43815EAC8	16,096.94	HAROT 2021-3 A3 0.41 11/18/2025	2,397.57		2,397.57
08/20/2024	Coupon	379929AD4	30,000.00	GMALT 2023-3 A3 5.38 11/20/2026		134.50	134.50
08/20/2024	Final Maturity	912797KY2	3,000,000.00	UNITED STATES TREASURY 08/20/2024	3,000,000.00		3,000,000.00
08/21/2024	Coupon	438123AC5	45,000.00	HAROT 2023-4 A3 5.67 06/21/2028		212.63	212.63
08/21/2024	Coupon	43815GAC3	13,985.14	HAROT 2021-4 A3 0.88 01/21/2026		9.17	9.17
08/21/2024	Principal Paydown	43815GAC3	13,985.14	HAROT 2021-4 A3 0.88 01/21/2026	1,435.15		1,435.15
08/21/2024	Coupon	43815JAC7	35,000.00	HAROT 2023-1 A3 5.04 04/21/2027		147.00	147.00
08/23/2024	Coupon	037833BY5	150,000.00	APPLE INC 3.25 02/23/2026		2,437.50	2,437.50
08/26/2024	Coupon	05593AAC3	17,616.02	BMWLT 2023-1 A3 5.16 11/25/2025		62.87	62.87
08/26/2024	Principal Paydown	05593AAC3	17,616.02	BMWLT 2023-1 A3 5.16 11/25/2025	2,633.09		2,633.09
08/26/2024	Coupon	05602RAD3	21,777.61	BMWOT 2022-A A3 3.21 08/25/2026		53.10	53.10
08/26/2024	Principal Paydown	05602RAD3	21,777.61	BMWOT 2022-A A3 3.21 08/25/2026	1,858.14		1,858.14
08/26/2024	Coupon	17275RBQ4	75,000.00	CISCO SYSTEMS INC 4.8 02/26/2027		1,800.00	1,800.00
08/26/2024	Coupon	17275RBR2	100,000.00	CISCO SYSTEMS INC 4.85 02/26/2029		2,425.00	2,425.00
08/26/2024	Coupon	3133ENPY0	200,000.00	FEDERAL FARM CREDIT BANKS FUNDING CORP 1.75 02/25/2025		1,750.00	1,750.00
08/26/2024	Coupon	3137BKRJ1	99,533.68	FHMS K-047 A2 3.329 05/25/2025		275.54	275.54
08/26/2024	Principal Paydown	3137BKRJ1	99,533.68	FHMS K-047 A2 3.329 05/25/2025	198.51		198.51
08/26/2024	Coupon	3137BNGT5	250,000.00	FHMS K-054 A2 2.745 01/25/2026		571.88	571.88
08/26/2024	Coupon	3137BVZ82	100,000.00	FHMS K-063 A2 3.43 01/25/2027		285.83	285.83
08/26/2024	Coupon	3137FBBX3	125,000.00	FHMS K-068 A2 3.244 08/25/2027		337.92	337.92
08/26/2024	Coupon	3137FBU79	135,000.00	FHMS K-069 A2 3.187 09/25/2027		358.41	358.41
08/26/2024	Principal Paydown	3137FBU79	135,000.00	FHMS K-069 A2 3.187 09/25/2027	212.45		212.45
08/26/2024	Coupon	3137FETN0	135,000.00	FHMS K-073 A2 3.35 01/25/2028		376.88	376.88
08/27/2024	Coupon	14913UUAJ9	150,000.00	CATERPILLAR FINANCIAL SERVICES CORP 4.85 02/27/2029		3,637.50	3,637.50
08/27/2024	Final Maturity	912797KZ9	700,000.00	UNITED STATES TREASURY 08/27/2024	700,000.00		700,000.00
<b>August 2024 Total</b>					<b>4,470,606.53</b>	<b>40,831.11</b>	<b>4,511,437.64</b>

# CASH FLOW REPORT



Vallejo Flood & Wastewater District Cons | Account #10761 | As of June 30, 2024

Payment Date	Transaction Type	CUSIP	Quantity	Security Description	Principal Amount	Income	Total Amount
<b>SEPTEMBER 2024</b>							
09/03/2024	Final Maturity	912797LA3	900,000.00	UNITED STATES TREASURY 09/03/2024	900,000.00		900,000.00
09/03/2024	Coupon	912828YD6	250,000.00	UNITED STATES TREASURY 1.375 08/31/2026		1,718.75	1,718.75
09/03/2024	Coupon	912828YE4	250,000.00	UNITED STATES TREASURY 1.25 08/31/2024		1,562.50	1,562.50
09/03/2024	Final Maturity	912828YE4	250,000.00	UNITED STATES TREASURY 1.25 08/31/2024	250,000.00		250,000.00
09/03/2024	Coupon	912828ZC7	200,000.00	UNITED STATES TREASURY 1.125 02/28/2025		1,125.00	1,125.00
09/03/2024	Coupon	91282CFH9	250,000.00	UNITED STATES TREASURY 3.125 08/31/2027		3,906.25	3,906.25
09/09/2024	Coupon	24422EXD6	150,000.00	JOHN DEERE CAPITAL CORP 5.15 09/08/2026		3,862.50	3,862.50
09/09/2024	Coupon	3130AVBD3	200,000.00	FEDERAL HOME LOAN BANKS 4.5 03/09/2029		4,500.00	4,500.00
09/09/2024	Coupon	3130AWTR1	250,000.00	FEDERAL HOME LOAN BANKS 4.375 09/08/2028		5,468.75	5,468.75
09/11/2024	Coupon	3130AWTQ3	250,000.00	FEDERAL HOME LOAN BANKS 4.625 09/11/2026		5,781.25	5,781.25
09/12/2024	Final Maturity	912797KK2	2,000,000.00	UNITED STATES TREASURY 09/12/2024	2,000,000.00		2,000,000.00
09/16/2024	Coupon	161571HT4	145,000.00	CHAIT 2023-1 A 5.16 09/15/2028		623.50	623.50
09/16/2024	Coupon	362554AC1	11,181.68	GMCAR 2021-4 A3 0.68 09/16/2026		5.30	5.30
09/16/2024	Principal Paydown	362554AC1	11,181.68	GMCAR 2021-4 A3 0.68 09/16/2026	937.57		937.57
09/16/2024	Coupon	362583AD8	50,000.00	GMCAR 2023-2 A3 4.47 02/16/2028		186.25	186.25
09/16/2024	Coupon	362585AC5	26,245.48	GMCAR 2022-2 A3 3.1 02/16/2027		57.65	57.65
09/16/2024	Principal Paydown	362585AC5	26,245.48	GMCAR 2022-2 A3 3.1 02/16/2027	1,774.32		1,774.32
09/16/2024	Coupon	36268GAD7	20,000.00	GMCAR 2024-1 A3 4.85 12/18/2028		80.83	80.83
09/16/2024	Coupon	44934KAC8	16,129.78	HART 2021-B A3 0.38 01/15/2026		4.44	4.44
09/16/2024	Principal Paydown	44934KAC8	16,129.78	HART 2021-B A3 0.38 01/15/2026	3,523.52		3,523.52
09/16/2024	Coupon	47787JAC2	24,987.18	JDOT 2022 A3 0.36 09/15/2026		40.05	40.05
09/16/2024	Principal Paydown	47787JAC2	24,987.18	JDOT 2022 A3 0.36 09/15/2026	1,924.35		1,924.35
09/16/2024	Coupon	47788UAC6	3,137.73	JDOT 2021 A3 0.36 09/15/2025		0.38	0.38
09/16/2024	Principal Paydown	47788UAC6	3,137.73	JDOT 2021 A3 0.36 09/15/2025	1,033.15		1,033.15
09/16/2024	Coupon	47789QAC4	13,232.47	JDOT 2021-B A3 0.52 03/16/2026		4.74	4.74
09/16/2024	Principal Paydown	47789QAC4	13,232.47	JDOT 2021-B A3 0.52 03/16/2026	1,179.69		1,179.69
09/16/2024	Coupon	47800RAD5	35,000.00	JDOT 2024 A3 4.96 11/15/2028		144.67	144.67
09/16/2024	Coupon	58770AAC7	45,000.00	MBART 2023-1 A3 4.51 11/15/2027		169.13	169.13
09/16/2024	Principal Paydown	58770AAC7	45,000.00	MBART 2023-1 A3 4.51 11/15/2027	72.04		72.04

# CASH FLOW REPORT



Vallejo Flood & Wastewater District Cons | Account #10761 | As of June 30, 2024

Payment Date	Transaction Type	CUSIP	Quantity	Security Description	Principal Amount	Income	Total Amount
09/16/2024	Coupon	89238DAD0	75,000.00	TAOT 2024-A A3 4.83 10/16/2028		301.88	301.88
09/16/2024	Coupon	89238JAC9	12,489.23	TAOT 2021-D A3 0.71 04/15/2026		5.74	5.74
09/16/2024	Principal Paydown	89238JAC9	12,489.23	TAOT 2021-D A3 0.71 04/15/2026	1,242.09		1,242.09
09/16/2024	Coupon	91282CCX7	200,000.00	UNITED STATES TREASURY 0.375 09/15/2024		375.00	375.00
09/16/2024	Final Maturity	91282CCX7	200,000.00	UNITED STATES TREASURY 0.375 09/15/2024	200,000.00		200,000.00
09/17/2024	Final Maturity	912797LH8	2,000,000.00	UNITED STATES TREASURY 09/17/2024	2,000,000.00		2,000,000.00
09/18/2024	Coupon	43815EAC8	16,096.94	HAROT 2021-3 A3 0.41 11/18/2025		3.95	3.95
09/18/2024	Principal Paydown	43815EAC8	16,096.94	HAROT 2021-3 A3 0.41 11/18/2025	2,342.32		2,342.32
09/20/2024	Coupon	379929AD4	30,000.00	GMALT 2023-3 A3 5.38 11/20/2026		134.50	134.50
09/23/2024	Coupon	3133EPWK7	200,000.00	FEDERAL FARM CREDIT BANKS FUNDING CORP 4.5 09/22/2028		4,500.00	4,500.00
09/23/2024	Coupon	438123AC5	45,000.00	HAROT 2023-4 A3 5.67 06/21/2028		212.63	212.63
09/23/2024	Coupon	43815GAC3	13,985.14	HAROT 2021-4 A3 0.88 01/21/2026		8.12	8.12
09/23/2024	Principal Paydown	43815GAC3	13,985.14	HAROT 2021-4 A3 0.88 01/21/2026	1,398.28		1,398.28
09/23/2024	Coupon	43815JAC7	35,000.00	HAROT 2023-1 A3 5.04 04/21/2027		147.00	147.00
09/23/2024	Coupon	4581X0DZ8	165,000.00	INTER-AMERICAN DEVELOPMENT BANK 0.5 09/23/2024		412.50	412.50
09/23/2024	Final Maturity	4581X0DZ8	165,000.00	INTER-AMERICAN DEVELOPMENT BANK 0.5 09/23/2024	165,000.00		165,000.00
09/24/2024	Final Maturity	912797LJ4	1,000,000.00	UNITED STATES TREASURY 09/24/2024	1,000,000.00		1,000,000.00
09/25/2024	Coupon	05593AAC3	17,616.02	BMWLT 2023-1 A3 5.16 11/25/2025		51.54	51.54
09/25/2024	Principal Paydown	05593AAC3	17,616.02	BMWLT 2023-1 A3 5.16 11/25/2025	2,406.04		2,406.04
09/25/2024	Coupon	05602RAD3	21,777.61	BMWOT 2022-A A3 3.21 08/25/2026		48.13	48.13
09/25/2024	Principal Paydown	05602RAD3	21,777.61	BMWOT 2022-A A3 3.21 08/25/2026	1,714.81		1,714.81
09/25/2024	Coupon	3137BKRJ1	99,533.68	FHMS K-047 A2 3.329 05/25/2025		274.99	274.99
09/25/2024	Principal Paydown	3137BKRJ1	99,533.68	FHMS K-047 A2 3.329 05/25/2025	198.93		198.93
09/25/2024	Coupon	3137BNGT5	250,000.00	FHMS K-054 A2 2.745 01/25/2026		571.88	571.88
09/25/2024	Coupon	3137BVZ82	100,000.00	FHMS K-063 A2 3.43 01/25/2027		285.83	285.83
09/25/2024	Coupon	3137FBBX3	125,000.00	FHMS K-068 A2 3.244 08/25/2027		337.92	337.92
09/25/2024	Coupon	3137FBU79	135,000.00	FHMS K-069 A2 3.187 09/25/2027		357.85	357.85
09/25/2024	Principal Paydown	3137FBU79	135,000.00	FHMS K-069 A2 3.187 09/25/2027	213.14		213.14
09/25/2024	Coupon	3137FETN0	135,000.00	FHMS K-073 A2 3.35 01/25/2028		376.88	376.88

# CASH FLOW REPORT



Vallejo Flood & Wastewater District Cons | Account #10761 | As of June 30, 2024

Payment Date	Transaction Type	CUSIP	Quantity	Security Description	Principal Amount	Income	Total Amount
09/30/2024	Coupon	437076CV2	150,000.00	HOME DEPOT INC 4.95 09/30/2026		3,712.50	3,712.50
09/30/2024	Coupon	9128285C0	250,000.00	UNITED STATES TREASURY 3.0 09/30/2025		3,750.00	3,750.00
09/30/2024	Coupon	9128286L9	250,000.00	UNITED STATES TREASURY 2.25 03/31/2026		2,812.50	2,812.50
09/30/2024	Coupon	912828ZF0	200,000.00	UNITED STATES TREASURY 0.5 03/31/2025		500.00	500.00
09/30/2024	Coupon	91282CEF4	200,000.00	UNITED STATES TREASURY 2.5 03/31/2027		2,500.00	2,500.00
09/30/2024	Coupon	91282CFM8	250,000.00	UNITED STATES TREASURY 4.125 09/30/2027		5,156.25	5,156.25
<b>September 2024 Total</b>					<b>6,534,960.25</b>	<b>56,079.51</b>	<b>6,591,039.76</b>
<b>OCTOBER 2024</b>							
10/01/2024	Coupon	46625HQW3	175,000.00	JPMORGAN CHASE & CO 3.3 04/01/2026		2,887.50	2,887.50
10/10/2024	Coupon	3133ERAK7	250,000.00	FEDERAL FARM CREDIT BANKS FUNDING CORP 4.375 04/10/2029		5,468.75	5,468.75
10/10/2024	Final Maturity	912797KT3	3,000,000.00	UNITED STATES TREASURY 10/10/2024	3,000,000.00		3,000,000.00
10/15/2024	Coupon	161571HT4	145,000.00	CHAIT 2023-1 A 5.16 09/15/2028		623.50	623.50
10/15/2024	Coupon	44934KAC8	16,129.78	HART 2021-B A3 0.38 01/15/2026		2.71	2.71
10/15/2024	Principal Paydown	44934KAC8	16,129.78	HART 2021-B A3 0.38 01/15/2026	3,384.95		3,384.95
10/15/2024	Coupon	47787JAC2	24,987.18	JDOT 2022 A3 0.36 09/15/2026		36.33	36.33
10/15/2024	Principal Paydown	47787JAC2	24,987.18	JDOT 2022 A3 0.36 09/15/2026	2,128.54		2,128.54
10/15/2024	Coupon	47788UAC6	3,137.73	JDOT 2021 A3 0.36 09/15/2025		0.07	0.07
10/15/2024	Effective Maturity	47788UAC6	3,137.73	JDOT 2021 A3 0.36 09/15/2025	245.98		245.98
10/15/2024	Coupon	47789QAC4	13,232.47	JDOT 2021-B A3 0.52 03/16/2026		4.23	4.23
10/15/2024	Principal Paydown	47789QAC4	13,232.47	JDOT 2021-B A3 0.52 03/16/2026	1,237.66		1,237.66
10/15/2024	Coupon	47800RAD5	35,000.00	JDOT 2024 A3 4.96 11/15/2028		144.67	144.67
10/15/2024	Coupon	58770AAC7	45,000.00	MBART 2023-1 A3 4.51 11/15/2027		168.85	168.85
10/15/2024	Principal Paydown	58770AAC7	45,000.00	MBART 2023-1 A3 4.51 11/15/2027	2,409.55		2,409.55
10/15/2024	Coupon	87612EBL9	125,000.00	TARGET CORP 2.25 04/15/2025		1,406.25	1,406.25
10/15/2024	Coupon	89238DAD0	75,000.00	TAOT 2024-A A3 4.83 10/16/2028		301.88	301.88
10/15/2024	Coupon	89238JAC9	12,489.23	TAOT 2021-D A3 0.71 04/15/2026		5.00	5.00
10/15/2024	Principal Paydown	89238JAC9	12,489.23	TAOT 2021-D A3 0.71 04/15/2026	1,193.32		1,193.32
10/15/2024	Coupon	91282CDB4	200,000.00	UNITED STATES TREASURY 0.625 10/15/2024		625.00	625.00
10/15/2024	Final Maturity	91282CDB4	200,000.00	UNITED STATES TREASURY 0.625 10/15/2024	200,000.00		200,000.00
10/16/2024	Coupon	362554AC1	11,181.68	GMCAR 2021-4 A3 0.68 09/16/2026		4.76	4.76

# CASH FLOW REPORT



Vallejo Flood & Wastewater District Cons | Account #10761 | As of June 30, 2024

Payment Date	Transaction Type	CUSIP	Quantity	Security Description	Principal Amount	Income	Total Amount
10/16/2024	Principal Paydown	362554AC1	11,181.68	GMCAR 2021-4 A3 0.68 09/16/2026	901.76		901.76
10/16/2024	Coupon	362583AD8	50,000.00	GMCAR 2023-2 A3 4.47 02/16/2028		186.25	186.25
10/16/2024	Coupon	362585AC5	26,245.48	GMCAR 2022-2 A3 3.1 02/16/2027		53.07	53.07
10/16/2024	Principal Paydown	362585AC5	26,245.48	GMCAR 2022-2 A3 3.1 02/16/2027	1,682.49		1,682.49
10/16/2024	Coupon	36268GAD7	20,000.00	GMCAR 2024-1 A3 4.85 12/18/2028		80.83	80.83
10/16/2024	Coupon	45950KCR9	100,000.00	INTERNATIONAL FINANCE CORP 1.375 10/16/2024		687.50	687.50
10/16/2024	Final Maturity	45950KCR9	100,000.00	INTERNATIONAL FINANCE CORP 1.375 10/16/2024	100,000.00		100,000.00
10/18/2024	Coupon	43815EAC8	16,096.94	HAROT 2021-3 A3 0.41 11/18/2025		3.15	3.15
10/18/2024	Principal Paydown	43815EAC8	16,096.94	HAROT 2021-3 A3 0.41 11/18/2025	2,261.32		2,261.32
10/21/2024	Coupon	379929AD4	30,000.00	GMALT 2023-3 A3 5.38 11/20/2026		134.50	134.50
10/21/2024	Coupon	438123AC5	45,000.00	HAROT 2023-4 A3 5.67 06/21/2028		212.63	212.63
10/21/2024	Coupon	43815GAC3	13,985.14	HAROT 2021-4 A3 0.88 01/21/2026		7.09	7.09
10/21/2024	Principal Paydown	43815GAC3	13,985.14	HAROT 2021-4 A3 0.88 01/21/2026	1,346.82		1,346.82
10/21/2024	Coupon	43815JAC7	35,000.00	HAROT 2023-1 A3 5.04 04/21/2027		147.00	147.00
10/25/2024	Coupon	05593AAC3	17,616.02	BMWLT 2023-1 A3 5.16 11/25/2025		41.20	41.20
10/25/2024	Principal Paydown	05593AAC3	17,616.02	BMWLT 2023-1 A3 5.16 11/25/2025	2,265.35		2,265.35
10/25/2024	Coupon	05602RAD3	21,777.61	BMWOT 2022-A A3 3.21 08/25/2026		43.54	43.54
10/25/2024	Principal Paydown	05602RAD3	21,777.61	BMWOT 2022-A A3 3.21 08/25/2026	1,639.34		1,639.34
10/25/2024	Coupon	3137BKRJ1	99,533.68	FHMS K-047 A2 3.329 05/25/2025		274.44	274.44
10/25/2024	Principal Paydown	3137BKRJ1	99,533.68	FHMS K-047 A2 3.329 05/25/2025	210.09		210.09
10/25/2024	Coupon	3137BNGT5	250,000.00	FHMS K-054 A2 2.745 01/25/2026		571.88	571.88
10/25/2024	Coupon	3137BVZ82	100,000.00	FHMS K-063 A2 3.43 01/25/2027		285.83	285.83
10/25/2024	Coupon	3137FBBX3	125,000.00	FHMS K-068 A2 3.244 08/25/2027		337.92	337.92
10/25/2024	Coupon	3137FBU79	135,000.00	FHMS K-069 A2 3.187 09/25/2027		357.28	357.28
10/25/2024	Principal Paydown	3137FBU79	135,000.00	FHMS K-069 A2 3.187 09/25/2027	228.58		228.58
10/25/2024	Coupon	3137FETN0	135,000.00	FHMS K-073 A2 3.35 01/25/2028		376.88	376.88
10/30/2024	Coupon	713448CT3	150,000.00	PEPSICO INC 2.75 04/30/2025		2,062.50	2,062.50
10/31/2024	Final Maturity	912797HE0	3,000,000.00	UNITED STATES TREASURY 10/31/2024	3,000,000.00		3,000,000.00
10/31/2024	Coupon	9128285J5	250,000.00	UNITED STATES TREASURY 3.0 10/31/2025		3,750.00	3,750.00
10/31/2024	Coupon	9128286S4	250,000.00	UNITED STATES TREASURY 2.375 04/30/2026		2,968.75	2,968.75

# CASH FLOW REPORT



Vallejo Flood & Wastewater District Cons | Account #10761 | As of June 30, 2024

Payment Date	Transaction Type	CUSIP	Quantity	Security Description	Principal Amount	Income	Total Amount
10/31/2024	Coupon	912828ZL7	200,000.00	UNITED STATES TREASURY 0.375 04/30/2025		375.00	375.00
10/31/2024	Coupon	91282CDF5	250,000.00	UNITED STATES TREASURY 1.375 10/31/2028		1,718.75	1,718.75
<b>October 2024</b>							
<b>Total</b>					<b>6,321,135.74</b>	<b>26,355.49</b>	<b>6,347,491.22</b>
<b>NOVEMBER 2024</b>							
11/01/2024	Coupon	06367WB85	125,000.00	BANK OF MONTREAL 1.85 05/01/2025		1,156.25	1,156.25
11/01/2024	Coupon	78015K7C2	150,000.00	ROYAL BANK OF CANADA 2.25 11/01/2024		1,687.50	1,687.50
11/01/2024	Final Maturity	78015K7C2	150,000.00	ROYAL BANK OF CANADA 2.25 11/01/2024	150,000.00		150,000.00
11/04/2024	Coupon	00440EAV9	150,000.00	CHUBB INA HOLDINGS LLC 3.35 05/03/2026		2,512.50	2,512.50
11/04/2024	Coupon	594918BJ2	150,000.00	MICROSOFT CORP 3.125 11/03/2025		2,343.75	2,343.75
11/12/2024	Coupon	665859AW4	150,000.00	NORTHERN TRUST CORP 4.0 05/10/2027		3,000.00	3,000.00
11/15/2024	Coupon	161571HT4	145,000.00	CHAIT 2023-1 A 5.16 09/15/2028		623.50	623.50
11/15/2024	Coupon	44934KAC8	16,129.78	HART 2021-B A3 0.38 01/15/2026		1.04	1.04
11/15/2024	Effective Maturity	44934KAC8	16,129.78	HART 2021-B A3 0.38 01/15/2026	2,119.86		2,119.86
11/15/2024	Coupon	47787JAC2	24,987.18	JDOT 2022 A3 0.36 09/15/2026		32.22	32.22
11/15/2024	Principal Paydown	47787JAC2	24,987.18	JDOT 2022 A3 0.36 09/15/2026	2,282.09		2,282.09
11/15/2024	Coupon	47789QAC4	13,232.47	JDOT 2021-B A3 0.52 03/16/2026		3.69	3.69
11/15/2024	Principal Paydown	47789QAC4	13,232.47	JDOT 2021-B A3 0.52 03/16/2026	1,470.04		1,470.04
11/15/2024	Coupon	47800RAD5	35,000.00	JDOT 2024 A3 4.96 11/15/2028		144.67	144.67
11/15/2024	Coupon	58770AAC7	45,000.00	MBART 2023-1 A3 4.51 11/15/2027		159.80	159.80
11/15/2024	Principal Paydown	58770AAC7	45,000.00	MBART 2023-1 A3 4.51 11/15/2027	2,352.29		2,352.29
11/15/2024	Coupon	89238DAD0	75,000.00	TAOT 2024-A A3 4.83 10/16/2028		301.88	301.88
11/15/2024	Coupon	89238JAC9	12,489.23	TAOT 2021-D A3 0.71 04/15/2026		4.30	4.30
11/15/2024	Principal Paydown	89238JAC9	12,489.23	TAOT 2021-D A3 0.71 04/15/2026	1,163.48		1,163.48
11/15/2024	Coupon	9128283F5	200,000.00	UNITED STATES TREASURY 2.25 11/15/2027		2,250.00	2,250.00
11/15/2024	Coupon	9128285M8	250,000.00	UNITED STATES TREASURY 3.125 11/15/2028		3,906.25	3,906.25
11/15/2024	Coupon	9128286T2	250,000.00	UNITED STATES TREASURY 2.375 05/15/2029		2,968.75	2,968.75
11/15/2024	Coupon	912828M56	200,000.00	UNITED STATES TREASURY 2.25 11/15/2025		2,250.00	2,250.00
11/15/2024	Coupon	912828U24	250,000.00	UNITED STATES TREASURY 2.0 11/15/2026		2,500.00	2,500.00
11/15/2024	Coupon	91282CDH1	200,000.00	UNITED STATES TREASURY 0.75 11/15/2024		750.00	750.00
11/15/2024	Final Maturity	91282CDH1	200,000.00	UNITED STATES TREASURY 0.75 11/15/2024	200,000.00		200,000.00
11/18/2024	Coupon	362554AC1	11,181.68	GMCAR 2021-4 A3 0.68 09/16/2026		4.25	4.25

# CASH FLOW REPORT



Vallejo Flood & Wastewater District Cons | Account #10761 | As of June 30, 2024

Payment Date	Transaction Type	CUSIP	Quantity	Security Description	Principal Amount	Income	Total Amount
11/18/2024	Principal Paydown	362554AC1	11,181.68	GMCAR 2021-4 A3 0.68 09/16/2026	881.06		881.06
11/18/2024	Coupon	362583AD8	50,000.00	GMCAR 2023-2 A3 4.47 02/16/2028		186.25	186.25
11/18/2024	Coupon	362585AC5	26,245.48	GMCAR 2022-2 A3 3.1 02/16/2027		48.72	48.72
11/18/2024	Principal Paydown	362585AC5	26,245.48	GMCAR 2022-2 A3 3.1 02/16/2027	1,541.65		1,541.65
11/18/2024	Coupon	36268GAD7	20,000.00	GMCAR 2024-1 A3 4.85 12/18/2028		80.83	80.83
11/18/2024	Coupon	43815EAC8	16,096.94	HAROT 2021-3 A3 0.41 11/18/2025		2.38	2.38
11/18/2024	Principal Paydown	43815EAC8	16,096.94	HAROT 2021-3 A3 0.41 11/18/2025	2,205.86		2,205.86
11/20/2024	Coupon	379929AD4	30,000.00	GMALT 2023-3 A3 5.38 11/20/2026		134.50	134.50
11/21/2024	Coupon	438123AC5	45,000.00	HAROT 2023-4 A3 5.67 06/21/2028		212.63	212.63
11/21/2024	Coupon	43815GAC3	13,985.14	HAROT 2021-4 A3 0.88 01/21/2026		6.11	6.11
11/21/2024	Principal Paydown	43815GAC3	13,985.14	HAROT 2021-4 A3 0.88 01/21/2026	1,310.89		1,310.89
11/21/2024	Coupon	43815JAC7	35,000.00	HAROT 2023-1 A3 5.04 04/21/2027		147.00	147.00
11/25/2024	Coupon	05593AAC3	17,616.02	BMWLT 2023-1 A3 5.16 11/25/2025		31.46	31.46
11/25/2024	Principal Paydown	05593AAC3	17,616.02	BMWLT 2023-1 A3 5.16 11/25/2025	2,396.70		2,396.70
11/25/2024	Coupon	05602RAD3	21,777.61	BMWOT 2022-A A3 3.21 08/25/2026		39.15	39.15
11/25/2024	Principal Paydown	05602RAD3	21,777.61	BMWOT 2022-A A3 3.21 08/25/2026	1,590.93		1,590.93
11/25/2024	Coupon	3137BKRJ1	99,533.68	FHMS K-047 A2 3.329 05/25/2025		273.86	273.86
11/25/2024	Principal Paydown	3137BKRJ1	99,533.68	FHMS K-047 A2 3.329 05/25/2025	199.82		199.82
11/25/2024	Coupon	3137BNGT5	250,000.00	FHMS K-054 A2 2.745 01/25/2026		571.88	571.88
11/25/2024	Coupon	3137BVZ82	100,000.00	FHMS K-063 A2 3.43 01/25/2027		285.83	285.83
11/25/2024	Coupon	3137FBBX3	125,000.00	FHMS K-068 A2 3.244 08/25/2027		337.92	337.92
11/25/2024	Coupon	3137FBU79	135,000.00	FHMS K-069 A2 3.187 09/25/2027		356.67	356.67
11/25/2024	Principal Paydown	3137FBU79	135,000.00	FHMS K-069 A2 3.187 09/25/2027	214.58		214.58
11/25/2024	Coupon	3137FETN0	135,000.00	FHMS K-073 A2 3.35 01/25/2028		376.88	376.88
<b>November 2024</b>							
<b>Total</b>					<b>369,729.26</b>	<b>29,692.40</b>	<b>399,421.66</b>
<b>DECEMBER 2024</b>							
12/02/2024	Coupon	023135CN4	100,000.00	AMAZON.COM INC 4.6 12/01/2025		2,300.00	2,300.00
12/09/2024	Coupon	3130AWC24	250,000.00	FEDERAL HOME LOAN BANKS 4.0 06/09/2028		5,000.00	5,000.00
12/09/2024	Coupon	3130B1BC0	250,000.00	FEDERAL HOME LOAN BANKS 4.625 06/08/2029		6,905.38	6,905.38
12/16/2024	Coupon	161571HT4	145,000.00	CHAIT 2023-1 A 5.16 09/15/2028		623.50	623.50

# CASH FLOW REPORT



Vallejo Flood & Wastewater District Cons | Account #10761 | As of June 30, 2024

Payment Date	Transaction Type	CUSIP	Quantity	Security Description	Principal Amount	Income	Total Amount
12/16/2024	Coupon	362554AC1	11,181.68	GMCAR 2021-4 A3 0.68 09/16/2026		3.75	3.75
12/16/2024	Principal Paydown	362554AC1	11,181.68	GMCAR 2021-4 A3 0.68 09/16/2026	839.31		839.31
12/16/2024	Coupon	362583AD8	50,000.00	GMCAR 2023-2 A3 4.47 02/16/2028		186.25	186.25
12/16/2024	Coupon	362585AC5	26,245.48	GMCAR 2022-2 A3 3.1 02/16/2027		44.74	44.74
12/16/2024	Principal Paydown	362585AC5	26,245.48	GMCAR 2022-2 A3 3.1 02/16/2027	1,441.99		1,441.99
12/16/2024	Coupon	36268GAD7	20,000.00	GMCAR 2024-1 A3 4.85 12/18/2028		80.83	80.83
12/16/2024	Coupon	47787JAC2	24,987.18	JDOT 2022 A3 0.36 09/15/2026		27.81	27.81
12/16/2024	Principal Paydown	47787JAC2	24,987.18	JDOT 2022 A3 0.36 09/15/2026	1,628.13		1,628.13
12/16/2024	Coupon	47789QAC4	13,232.47	JDOT 2021-B A3 0.52 03/16/2026		3.06	3.06
12/16/2024	Principal Paydown	47789QAC4	13,232.47	JDOT 2021-B A3 0.52 03/16/2026	1,050.26		1,050.26
12/16/2024	Coupon	47800RAD5	35,000.00	JDOT 2024 A3 4.96 11/15/2028		144.67	144.67
12/16/2024	Coupon	58770AAC7	45,000.00	MBART 2023-1 A3 4.51 11/15/2027		150.96	150.96
12/16/2024	Principal Paydown	58770AAC7	45,000.00	MBART 2023-1 A3 4.51 11/15/2027	2,215.08		2,215.08
12/16/2024	Coupon	89238DAD0	75,000.00	TAOT 2024-A A3 4.83 10/16/2028		301.88	301.88
12/16/2024	Coupon	89238JAC9	12,489.23	TAOT 2021-D A3 0.71 04/15/2026		3.61	3.61
12/16/2024	Principal Paydown	89238JAC9	12,489.23	TAOT 2021-D A3 0.71 04/15/2026	1,109.66		1,109.66
12/16/2024	Coupon	91282CDN8	200,000.00	UNITED STATES TREASURY 1.0 12/15/2024		1,000.00	1,000.00
12/16/2024	Final Maturity	91282CDN8	200,000.00	UNITED STATES TREASURY 1.0 12/15/2024	200,000.00		200,000.00
12/18/2024	Coupon	43815EAC8	16,096.94	HAROT 2021-3 A3 0.41 11/18/2025		1.62	1.62
12/18/2024	Principal Paydown	43815EAC8	16,096.94	HAROT 2021-3 A3 0.41 11/18/2025	2,118.02		2,118.02
12/20/2024	Coupon	379929AD4	30,000.00	GMALT 2023-3 A3 5.38 11/20/2026		134.50	134.50
12/23/2024	Coupon	438123AC5	45,000.00	HAROT 2023-4 A3 5.67 06/21/2028		212.63	212.63
12/23/2024	Coupon	43815GAC3	13,985.14	HAROT 2021-4 A3 0.88 01/21/2026		5.15	5.15
12/23/2024	Principal Paydown	43815GAC3	13,985.14	HAROT 2021-4 A3 0.88 01/21/2026	1,252.89		1,252.89
12/23/2024	Coupon	43815JAC7	35,000.00	HAROT 2023-1 A3 5.04 04/21/2027		147.00	147.00
12/23/2024	Principal Paydown	43815JAC7	35,000.00	HAROT 2023-1 A3 5.04 04/21/2027	1,617.41		1,617.41
12/25/2024	Coupon	05593AAC3	17,616.02	BMWLT 2023-1 A3 5.16 11/25/2025		21.15	21.15
12/25/2024	Principal Paydown	05593AAC3	17,616.02	BMWLT 2023-1 A3 5.16 11/25/2025	2,468.63		2,468.63
12/25/2024	Coupon	05602RAD3	21,777.61	BMWOT 2022-A A3 3.21 08/25/2026		34.90	34.90
12/25/2024	Principal Paydown	05602RAD3	21,777.61	BMWOT 2022-A A3 3.21 08/25/2026	1,509.22		1,509.22
12/25/2024	Coupon	3137BKRJ1	99,533.68	FHMS K-047 A2 3.329 05/25/2025		273.30	273.30
12/25/2024	Principal Paydown	3137BKRJ1	99,533.68	FHMS K-047 A2 3.329 05/25/2025	210.92		210.92

# CASH FLOW REPORT



Vallejo Flood & Wastewater District Cons | Account #10761 | As of June 30, 2024

Payment Date	Transaction Type	CUSIP	Quantity	Security Description	Principal Amount	Income	Total Amount
12/25/2024	Coupon	3137BNGT5	250,000.00	FHMS K-054 A2 2.745 01/25/2026		571.88	571.88
12/25/2024	Coupon	3137BVZ82	100,000.00	FHMS K-063 A2 3.43 01/25/2027		285.83	285.83
12/25/2024	Coupon	3137FBBX3	125,000.00	FHMS K-068 A2 3.244 08/25/2027		337.92	337.92
12/25/2024	Coupon	3137FBU79	135,000.00	FHMS K-069 A2 3.187 09/25/2027		356.10	356.10
12/25/2024	Principal Paydown	3137FBU79	135,000.00	FHMS K-069 A2 3.187 09/25/2027	229.97		229.97
12/25/2024	Coupon	3137FETN0	135,000.00	FHMS K-073 A2 3.35 01/25/2028		376.88	376.88
12/30/2024	Coupon	3133EN5E6	250,000.00	FEDERAL FARM CREDIT BANKS FUNDING CORP 4.0 12/29/2025		5,000.00	5,000.00
12/31/2024	Coupon	91282CEW7	250,000.00	UNITED STATES TREASURY 3.25 06/30/2027		4,062.50	4,062.50
<b>December 2024 Total</b>					<b>217,691.46</b>	<b>28,597.78</b>	<b>246,289.24</b>
<b>JANUARY 2025</b>							
01/08/2025	Coupon	3133EPVP7	250,000.00	FEDERAL FARM CREDIT BANKS FUNDING CORP 4.75 07/08/2026		5,937.50	5,937.50
01/15/2025	Coupon	161571HT4	145,000.00	CHAIT 2023-1 A 5.16 09/15/2028		623.50	623.50
01/15/2025	Coupon	47787JAC2	24,987.18	JDOT 2022 A3 0.36 09/15/2026		24.66	24.66
01/15/2025	Principal Paydown	47787JAC2	24,987.18	JDOT 2022 A3 0.36 09/15/2026	1,909.90		1,909.90
01/15/2025	Coupon	47789QAC4	13,232.47	JDOT 2021-B A3 0.52 03/16/2026		2.60	2.60
01/15/2025	Principal Paydown	47789QAC4	13,232.47	JDOT 2021-B A3 0.52 03/16/2026	1,896.68		1,896.68
01/15/2025	Coupon	47800RAD5	35,000.00	JDOT 2024 A3 4.96 11/15/2028		144.67	144.67
01/15/2025	Coupon	58770AAC7	45,000.00	MBART 2023-1 A3 4.51 11/15/2027		142.63	142.63
01/15/2025	Principal Paydown	58770AAC7	45,000.00	MBART 2023-1 A3 4.51 11/15/2027	2,170.83		2,170.83
01/15/2025	Coupon	89238DAD0	75,000.00	TAOT 2024-A A3 4.83 10/16/2028		301.88	301.88
01/15/2025	Coupon	89238JAC9	12,489.23	TAOT 2021-D A3 0.71 04/15/2026		2.95	2.95
01/15/2025	Principal Paydown	89238JAC9	12,489.23	TAOT 2021-D A3 0.71 04/15/2026	1,085.62		1,085.62
01/15/2025	Coupon	91282CJT9	250,000.00	UNITED STATES TREASURY 4.0 01/15/2027		5,000.00	5,000.00
01/16/2025	Coupon	362554AC1	11,181.68	GMCAR 2021-4 A3 0.68 09/16/2026		3.28	3.28
01/16/2025	Principal Paydown	362554AC1	11,181.68	GMCAR 2021-4 A3 0.68 09/16/2026	823.42		823.42
01/16/2025	Coupon	362583AD8	50,000.00	GMCAR 2023-2 A3 4.47 02/16/2028		186.25	186.25
01/16/2025	Coupon	362585AC5	26,245.48	GMCAR 2022-2 A3 3.1 02/16/2027		41.01	41.01
01/16/2025	Principal Paydown	362585AC5	26,245.48	GMCAR 2022-2 A3 3.1 02/16/2027	1,409.43		1,409.43
01/16/2025	Coupon	36268GAD7	20,000.00	GMCAR 2024-1 A3 4.85 12/18/2028		80.83	80.83

# CASH FLOW REPORT



Vallejo Flood & Wastewater District Cons | Account #10761 | As of June 30, 2024

Payment Date	Transaction Type	CUSIP	Quantity	Security Description	Principal Amount	Income	Total Amount
01/20/2025	Coupon	379929AD4	30,000.00	GMALT 2023-3 A3 5.38 11/20/2026		134.50	134.50
01/20/2025	Coupon	43815EAC8	16,096.94	HAROT 2021-3 A3 0.41 11/18/2025		0.90	0.90
01/20/2025	Principal Paydown	43815EAC8	16,096.94	HAROT 2021-3 A3 0.41 11/18/2025	2,072.82		2,072.82
01/21/2025	Coupon	438123AC5	45,000.00	HAROT 2023-4 A3 5.67 06/21/2028		212.63	212.63
01/21/2025	Coupon	43815GAC3	13,985.14	HAROT 2021-4 A3 0.88 01/21/2026		4.23	4.23
01/21/2025	Principal Paydown	43815GAC3	13,985.14	HAROT 2021-4 A3 0.88 01/21/2026	1,223.26		1,223.26
01/21/2025	Coupon	43815JAC7	35,000.00	HAROT 2023-1 A3 5.04 04/21/2027		140.21	140.21
01/21/2025	Principal Paydown	43815JAC7	35,000.00	HAROT 2023-1 A3 5.04 04/21/2027	2,259.60		2,259.60
01/27/2025	Coupon	05593AAC3	17,616.02	BMWLT 2023-1 A3 5.16 11/25/2025		10.54	10.54
01/27/2025	Principal Paydown	05593AAC3	17,616.02	BMWLT 2023-1 A3 5.16 11/25/2025	2,339.85		2,339.85
01/27/2025	Coupon	05602RAD3	21,777.61	BMWOT 2022-A A3 3.21 08/25/2026		30.86	30.86
01/27/2025	Principal Paydown	05602RAD3	21,777.61	BMWOT 2022-A A3 3.21 08/25/2026	1,472.31		1,472.31
01/27/2025	Coupon	3137BKRJ1	99,533.68	FHMS K-047 A2 3.329 05/25/2025		272.72	272.72
01/27/2025	Principal Paydown	3137BKRJ1	99,533.68	FHMS K-047 A2 3.329 05/25/2025	1,714.71		1,714.71
01/27/2025	Coupon	3137BNGT5	250,000.00	FHMS K-054 A2 2.745 01/25/2026		571.88	571.88
01/27/2025	Principal Paydown	3137BNGT5	250,000.00	FHMS K-054 A2 2.745 01/25/2026	6,669.93		6,669.93
01/27/2025	Coupon	3137BVZ82	100,000.00	FHMS K-063 A2 3.43 01/25/2027		285.83	285.83
01/27/2025	Coupon	3137FBBX3	125,000.00	FHMS K-068 A2 3.244 08/25/2027		337.92	337.92
01/27/2025	Coupon	3137FBU79	135,000.00	FHMS K-069 A2 3.187 09/25/2027		355.49	355.49
01/27/2025	Principal Paydown	3137FBU79	135,000.00	FHMS K-069 A2 3.187 09/25/2027	216.02		216.02
01/27/2025	Coupon	3137FETN0	135,000.00	FHMS K-073 A2 3.35 01/25/2028		376.88	376.88
01/30/2025	Coupon	3133EPZY4	250,000.00	FEDERAL FARM CREDIT BANKS FUNDING CORP 5.0 07/30/2026		6,250.00	6,250.00
01/31/2025	Coupon	912828Z52	200,000.00	UNITED STATES TREASURY 1.375 01/31/2025		1,375.00	1,375.00
01/31/2025	Final Maturity	912828Z52	200,000.00	UNITED STATES TREASURY 1.375 01/31/2025	200,000.00		200,000.00
01/31/2025	Coupon	91282CJW2	250,000.00	UNITED STATES TREASURY 4.0 01/31/2029		5,000.00	5,000.00
<b>January 2025 Total</b>					<b>227,264.39</b>	<b>27,851.33</b>	<b>255,115.72</b>
<b>FEBRUARY 2025</b>							
02/03/2025	Coupon	06406RBN6	125,000.00	BANK OF NEW YORK MELLON CORP 4.543 02/01/2029		2,839.38	2,839.38
02/06/2025	Coupon	857477BR3	35,000.00	STATE STREET CORP 1.746 02/06/2026		305.55	305.55
02/06/2025	Effective Maturity	857477BR3	35,000.00	STATE STREET CORP 1.746 02/06/2026	35,000.00		35,000.00

# CASH FLOW REPORT



Vallejo Flood & Wastewater District Cons | Account #10761 | As of June 30, 2024

Payment Date	Transaction Type	CUSIP	Quantity	Security Description	Principal Amount	Income	Total Amount
02/10/2025	Coupon	532457CK2	150,000.00	ELI LILLY AND CO 4.5 02/09/2029		3,375.00	3,375.00
02/10/2025	Coupon	69371RS56	125,000.00	PACCAR FINANCIAL CORP 5.05 08/10/2026		3,156.25	3,156.25
02/14/2025	Coupon	3133EPSW6	270,000.00	FEDERAL FARM CREDIT BANKS FUNDING CORP 4.5 08/14/2026		6,075.00	6,075.00
02/14/2025	Coupon	89236TKX2	150,000.00	TOYOTA MOTOR CREDIT CORP 5.0 08/14/2026		3,750.00	3,750.00
02/17/2025	Coupon	161571HT4	145,000.00	CHAIT 2023-1 A 5.16 09/15/2028		623.50	623.50
02/17/2025	Coupon	362554AC1	11,181.68	GMCAR 2021-4 A3 0.68 09/16/2026		2.81	2.81
02/17/2025	Principal Paydown	362554AC1	11,181.68	GMCAR 2021-4 A3 0.68 09/16/2026	811.62		811.62
02/17/2025	Coupon	362583AD8	50,000.00	GMCAR 2023-2 A3 4.47 02/16/2028		186.25	186.25
02/17/2025	Principal Paydown	362583AD8	50,000.00	GMCAR 2023-2 A3 4.47 02/16/2028	2,315.99		2,315.99
02/17/2025	Coupon	362585AC5	26,245.48	GMCAR 2022-2 A3 3.1 02/16/2027		37.37	37.37
02/17/2025	Principal Paydown	362585AC5	26,245.48	GMCAR 2022-2 A3 3.1 02/16/2027	1,386.75		1,386.75
02/17/2025	Coupon	36268GAD7	20,000.00	GMCAR 2024-1 A3 4.85 12/18/2028		80.83	80.83
02/17/2025	Coupon	47787JAC2	24,987.18	JDOT 2022 A3 0.36 09/15/2026		20.97	20.97
02/17/2025	Principal Paydown	47787JAC2	24,987.18	JDOT 2022 A3 0.36 09/15/2026	1,444.78		1,444.78
02/17/2025	Coupon	47789QAC4	13,232.47	JDOT 2021-B A3 0.52 03/16/2026		1.78	1.78
02/17/2025	Principal Paydown	47789QAC4	13,232.47	JDOT 2021-B A3 0.52 03/16/2026	1,681.49		1,681.49
02/17/2025	Coupon	47800RAD5	35,000.00	JDOT 2024 A3 4.96 11/15/2028		144.67	144.67
02/17/2025	Coupon	58770AAC7	45,000.00	MBART 2023-1 A3 4.51 11/15/2027		134.47	134.47
02/17/2025	Principal Paydown	58770AAC7	45,000.00	MBART 2023-1 A3 4.51 11/15/2027	2,142.13		2,142.13
02/17/2025	Coupon	89238DAD0	75,000.00	TAOT 2024-A A3 4.83 10/16/2028		301.88	301.88
02/17/2025	Coupon	89238JAC9	12,489.23	TAOT 2021-D A3 0.71 04/15/2026		2.31	2.31
02/17/2025	Principal Paydown	89238JAC9	12,489.23	TAOT 2021-D A3 0.71 04/15/2026	1,066.33		1,066.33
02/18/2025	Coupon	43815EAC8	16,096.94	HAROT 2021-3 A3 0.41 11/18/2025		0.19	0.19
02/18/2025	Effective Maturity	43815EAC8	16,096.94	HAROT 2021-3 A3 0.41 11/18/2025	562.60		562.60
02/18/2025	Coupon	912828K74	200,000.00	UNITED STATES TREASURY 2.0 08/15/2025		2,000.00	2,000.00
02/18/2025	Coupon	912828V98	250,000.00	UNITED STATES TREASURY 2.25 02/15/2027		2,812.50	2,812.50
02/20/2025	Coupon	379929AD4	30,000.00	GMALT 2023-3 A3 5.38 11/20/2026		134.50	134.50
02/20/2025	Principal Paydown	379929AD4	30,000.00	GMALT 2023-3 A3 5.38 11/20/2026	1,561.57		1,561.57
02/21/2025	Coupon	438123AC5	45,000.00	HAROT 2023-4 A3 5.67 06/21/2028		212.63	212.63
02/21/2025	Coupon	43815GAC3	13,985.14	HAROT 2021-4 A3 0.88 01/21/2026		3.33	3.33
02/21/2025	Principal Paydown	43815GAC3	13,985.14	HAROT 2021-4 A3 0.88 01/21/2026	1,198.09		1,198.09

# CASH FLOW REPORT



Vallejo Flood & Wastewater District Cons | Account #10761 | As of June 30, 2024

Payment Date	Transaction Type	CUSIP	Quantity	Security Description	Principal Amount	Income	Total Amount
02/21/2025	Coupon	43815JAC7	35,000.00	HAROT 2023-1 A3 5.04 04/21/2027		130.72	130.72
02/21/2025	Principal Paydown	43815JAC7	35,000.00	HAROT 2023-1 A3 5.04 04/21/2027	2,226.20		2,226.20
02/24/2025	Coupon	037833BY5	150,000.00	APPLE INC 3.25 02/23/2026		2,437.50	2,437.50
02/25/2025	Coupon	05593AAC3	17,616.02	BMWLT 2023-1 A3 5.16 11/25/2025		0.48	0.48
02/25/2025	Effective Maturity	05593AAC3	17,616.02	BMWLT 2023-1 A3 5.16 11/25/2025	110.53		110.53
02/25/2025	Coupon	05602RAD3	21,777.61	BMWOT 2022-A A3 3.21 08/25/2026		26.92	26.92
02/25/2025	Principal Paydown	05602RAD3	21,777.61	BMWOT 2022-A A3 3.21 08/25/2026	1,305.62		1,305.62
02/25/2025	Coupon	3133ENPY0	200,000.00	FEDERAL FARM CREDIT BANKS FUNDING CORP 1.75 02/25/2025		1,750.00	1,750.00
02/25/2025	Final Maturity	3133ENPY0	200,000.00	FEDERAL FARM CREDIT BANKS FUNDING CORP 1.75 02/25/2025	200,000.00		200,000.00
02/25/2025	Coupon	3137BKRJ1	99,533.68	FHMS K-047 A2 3.329 05/25/2025		267.96	267.96
02/25/2025	Principal Paydown	3137BKRJ1	99,533.68	FHMS K-047 A2 3.329 05/25/2025	2,552.31		2,552.31
02/25/2025	Coupon	3137BNGT5	250,000.00	FHMS K-054 A2 2.745 01/25/2026		556.62	556.62
02/25/2025	Principal Paydown	3137BNGT5	250,000.00	FHMS K-054 A2 2.745 01/25/2026	438.33		438.33
02/25/2025	Coupon	3137BVZ82	100,000.00	FHMS K-063 A2 3.43 01/25/2027		285.83	285.83
02/25/2025	Coupon	3137FBBX3	125,000.00	FHMS K-068 A2 3.244 08/25/2027		337.92	337.92
02/25/2025	Coupon	3137FBU79	135,000.00	FHMS K-069 A2 3.187 09/25/2027		354.92	354.92
02/25/2025	Principal Paydown	3137FBU79	135,000.00	FHMS K-069 A2 3.187 09/25/2027	216.73		216.73
02/25/2025	Coupon	3137FETN0	135,000.00	FHMS K-073 A2 3.35 01/25/2028		376.88	376.88
02/26/2025	Coupon	17275RBQ4	75,000.00	CISCO SYSTEMS INC 4.8 02/26/2027		1,800.00	1,800.00
02/26/2025	Coupon	17275RBR2	100,000.00	CISCO SYSTEMS INC 4.85 02/26/2029		2,425.00	2,425.00
02/27/2025	Coupon	14913UAJ9	150,000.00	CATERPILLAR FINANCIAL SERVICES CORP 4.85 02/27/2029		3,637.50	3,637.50
02/28/2025	Coupon	912828YD6	250,000.00	UNITED STATES TREASURY 1.375 08/31/2026		1,718.75	1,718.75
02/28/2025	Coupon	912828ZC7	200,000.00	UNITED STATES TREASURY 1.125 02/28/2025		1,125.00	1,125.00
02/28/2025	Final Maturity	912828ZC7	200,000.00	UNITED STATES TREASURY 1.125 02/28/2025	200,000.00		200,000.00
02/28/2025	Coupon	91282CFH9	250,000.00	UNITED STATES TREASURY 3.125 08/31/2027		3,906.25	3,906.25
<b>February 2025 Total</b>					<b>456,021.06</b>	<b>47,339.40</b>	<b>503,360.46</b>
<b>MARCH 2025</b>							
03/10/2025	Coupon	24422EXD6	150,000.00	JOHN DEERE CAPITAL CORP 5.15 09/08/2026		3,862.50	3,862.50

# CASH FLOW REPORT



Vallejo Flood & Wastewater District Cons | Account #10761 | As of June 30, 2024

Payment Date	Transaction Type	CUSIP	Quantity	Security Description	Principal Amount	Income	Total Amount
03/10/2025	Coupon	3130AVBD3	200,000.00	FEDERAL HOME LOAN BANKS 4.5 03/09/2029		4,500.00	4,500.00
03/10/2025	Coupon	3130AWTR1	250,000.00	FEDERAL HOME LOAN BANKS 4.375 09/08/2028		5,468.75	5,468.75
03/11/2025	Coupon	3130AWTQ3	250,000.00	FEDERAL HOME LOAN BANKS 4.625 09/11/2026		5,781.25	5,781.25
03/17/2025	Coupon	161571HT4	145,000.00	CHAIT 2023-1 A 5.16 09/15/2028		623.50	623.50
03/17/2025	Coupon	362554AC1	11,181.68	GMCAR 2021-4 A3 0.68 09/16/2026		2.35	2.35
03/17/2025	Principal Paydown	362554AC1	11,181.68	GMCAR 2021-4 A3 0.68 09/16/2026	790.35		790.35
03/17/2025	Coupon	362583AD8	50,000.00	GMCAR 2023-2 A3 4.47 02/16/2028		177.62	177.62
03/17/2025	Principal Paydown	362583AD8	50,000.00	GMCAR 2023-2 A3 4.47 02/16/2028	2,056.85		2,056.85
03/17/2025	Coupon	362585AC5	26,245.48	GMCAR 2022-2 A3 3.1 02/16/2027		33.79	33.79
03/17/2025	Principal Paydown	362585AC5	26,245.48	GMCAR 2022-2 A3 3.1 02/16/2027	1,341.10		1,341.10
03/17/2025	Coupon	36268GAD7	20,000.00	GMCAR 2024-1 A3 4.85 12/18/2028		80.83	80.83
03/17/2025	Coupon	47787JAC2	24,987.18	JDOT 2022 A3 0.36 09/15/2026		18.17	18.17
03/17/2025	Principal Paydown	47787JAC2	24,987.18	JDOT 2022 A3 0.36 09/15/2026	1,180.38		1,180.38
03/17/2025	Coupon	47789QAC4	13,232.47	JDOT 2021-B A3 0.52 03/16/2026		1.05	1.05
03/17/2025	Principal Paydown	47789QAC4	13,232.47	JDOT 2021-B A3 0.52 03/16/2026	1,415.35		1,415.35
03/17/2025	Coupon	47800RAD5	35,000.00	JDOT 2024 A3 4.96 11/15/2028		144.67	144.67
03/17/2025	Coupon	58770AAC7	45,000.00	MBART 2023-1 A3 4.51 11/15/2027		126.42	126.42
03/17/2025	Principal Paydown	58770AAC7	45,000.00	MBART 2023-1 A3 4.51 11/15/2027	2,073.38		2,073.38
03/17/2025	Coupon	89238DAD0	75,000.00	TAOT 2024-A A3 4.83 10/16/2028		301.88	301.88
03/17/2025	Coupon	89238JAC9	12,489.23	TAOT 2021-D A3 0.71 04/15/2026		1.68	1.68
03/17/2025	Principal Paydown	89238JAC9	12,489.23	TAOT 2021-D A3 0.71 04/15/2026	1,035.71		1,035.71
03/20/2025	Coupon	379929AD4	30,000.00	GMALT 2023-3 A3 5.38 11/20/2026		127.50	127.50
03/20/2025	Principal Paydown	379929AD4	30,000.00	GMALT 2023-3 A3 5.38 11/20/2026	2,367.68		2,367.68
03/21/2025	Coupon	438123AC5	45,000.00	HAROT 2023-4 A3 5.67 06/21/2028		212.63	212.63
03/21/2025	Coupon	43815GAC3	13,985.14	HAROT 2021-4 A3 0.88 01/21/2026		2.45	2.45
03/21/2025	Principal Paydown	43815GAC3	13,985.14	HAROT 2021-4 A3 0.88 01/21/2026	1,162.82		1,162.82
03/21/2025	Coupon	43815JAC7	35,000.00	HAROT 2023-1 A3 5.04 04/21/2027		121.37	121.37
03/21/2025	Principal Paydown	43815JAC7	35,000.00	HAROT 2023-1 A3 5.04 04/21/2027	2,159.74		2,159.74
03/24/2025	Coupon	3133EPWK7	200,000.00	FEDERAL FARM CREDIT BANKS FUNDING CORP 4.5 09/22/2028		4,500.00	4,500.00

# CASH FLOW REPORT



Vallejo Flood & Wastewater District Cons | Account #10761 | As of June 30, 2024

Payment Date	Transaction Type	CUSIP	Quantity	Security Description	Principal Amount	Income	Total Amount
03/25/2025	Coupon	05602RAD3	21,777.61	BMWOT 2022-A A3 3.21 08/25/2026		23.43	23.43
03/25/2025	Principal Paydown	05602RAD3	21,777.61	BMWOT 2022-A A3 3.21 08/25/2026	1,234.11		1,234.11
03/25/2025	Coupon	3137BKRJ1	99,533.68	FHMS K-047 A2 3.329 05/25/2025		260.88	260.88
03/25/2025	Principal Paydown	3137BKRJ1	99,533.68	FHMS K-047 A2 3.329 05/25/2025	7,339.97		7,339.97
03/25/2025	Coupon	3137BNGT5	250,000.00	FHMS K-054 A2 2.745 01/25/2026		555.61	555.61
03/25/2025	Principal Paydown	3137BNGT5	250,000.00	FHMS K-054 A2 2.745 01/25/2026	6,595.34		6,595.34
03/25/2025	Coupon	3137BVZ82	100,000.00	FHMS K-063 A2 3.43 01/25/2027		285.83	285.83
03/25/2025	Coupon	3137FBBX3	125,000.00	FHMS K-068 A2 3.244 08/25/2027		337.92	337.92
03/25/2025	Coupon	3137FBU79	135,000.00	FHMS K-069 A2 3.187 09/25/2027		354.34	354.34
03/25/2025	Principal Paydown	3137FBU79	135,000.00	FHMS K-069 A2 3.187 09/25/2027	261.28		261.28
03/25/2025	Coupon	3137FETN0	135,000.00	FHMS K-073 A2 3.35 01/25/2028		376.88	376.88
03/31/2025	Coupon	437076CV2	150,000.00	HOME DEPOT INC 4.95 09/30/2026		3,712.50	3,712.50
03/31/2025	Coupon	9128285C0	250,000.00	UNITED STATES TREASURY 3.0 09/30/2025		3,750.00	3,750.00
03/31/2025	Coupon	9128286L9	250,000.00	UNITED STATES TREASURY 2.25 03/31/2026		2,812.50	2,812.50
03/31/2025	Coupon	912828ZF0	200,000.00	UNITED STATES TREASURY 0.5 03/31/2025		500.00	500.00
03/31/2025	Final Maturity	912828ZF0	200,000.00	UNITED STATES TREASURY 0.5 03/31/2025	200,000.00		200,000.00
03/31/2025	Coupon	91282CEF4	200,000.00	UNITED STATES TREASURY 2.5 03/31/2027		2,500.00	2,500.00
03/31/2025	Coupon	91282CFM8	250,000.00	UNITED STATES TREASURY 4.125 09/30/2027		5,156.25	5,156.25
<b>March 2025 Total</b>					<b>231,014.06</b>	<b>46,714.55</b>	<b>277,728.61</b>
<b>APRIL 2025</b>							
04/01/2025	Coupon	46625HQW3	175,000.00	JPMORGAN CHASE & CO 3.3 04/01/2026		2,887.50	2,887.50
04/10/2025	Coupon	3133ERAK7	250,000.00	FEDERAL FARM CREDIT BANKS FUNDING CORP 4.375 04/10/2029		5,468.75	5,468.75
04/15/2025	Coupon	161571HT4	145,000.00	CHAIT 2023-1 A 5.16 09/15/2028		623.50	623.50
04/15/2025	Coupon	47787JAC2	24,987.18	JDOT 2022 A3 0.36 09/15/2026		15.89	15.89
04/15/2025	Principal Paydown	47787JAC2	24,987.18	JDOT 2022 A3 0.36 09/15/2026	1,501.00		1,501.00
04/15/2025	Coupon	47789QAC4	13,232.47	JDOT 2021-B A3 0.52 03/16/2026		0.44	0.44
04/15/2025	Effective Maturity	47789QAC4	13,232.47	JDOT 2021-B A3 0.52 03/16/2026	1,009.36		1,009.36
04/15/2025	Coupon	47800RAD5	35,000.00	JDOT 2024 A3 4.96 11/15/2028		144.67	144.67
04/15/2025	Coupon	58770AAC7	45,000.00	MBART 2023-1 A3 4.51 11/15/2027		118.63	118.63
04/15/2025	Principal Paydown	58770AAC7	45,000.00	MBART 2023-1 A3 4.51 11/15/2027	2,162.77		2,162.77
04/15/2025	Coupon	87612EBL9	125,000.00	TARGET CORP 2.25 04/15/2025		1,406.25	1,406.25

# CASH FLOW REPORT



Vallejo Flood & Wastewater District Cons | Account #10761 | As of June 30, 2024

Payment Date	Transaction Type	CUSIP	Quantity	Security Description	Principal Amount	Income	Total Amount
04/15/2025	Final Maturity	87612EBL9	125,000.00	TARGET CORP 2.25 04/15/2025	125,000.00		125,000.00
04/15/2025	Coupon	89238DAD0	75,000.00	TAOT 2024-A A3 4.83 10/16/2028		301.88	301.88
04/15/2025	Coupon	89238JAC9	12,489.23	TAOT 2021-D A3 0.71 04/15/2026		1.07	1.07
04/15/2025	Principal Paydown	89238JAC9	12,489.23	TAOT 2021-D A3 0.71 04/15/2026	1,048.97		1,048.97
04/16/2025	Coupon	362554AC1	11,181.68	GMCAR 2021-4 A3 0.68 09/16/2026		1.90	1.90
04/16/2025	Principal Paydown	362554AC1	11,181.68	GMCAR 2021-4 A3 0.68 09/16/2026	812.73		812.73
04/16/2025	Coupon	362583AD8	50,000.00	GMCAR 2023-2 A3 4.47 02/16/2028		169.96	169.96
04/16/2025	Principal Paydown	362583AD8	50,000.00	GMCAR 2023-2 A3 4.47 02/16/2028	2,908.77		2,908.77
04/16/2025	Coupon	362585AC5	26,245.48	GMCAR 2022-2 A3 3.1 02/16/2027		30.33	30.33
04/16/2025	Principal Paydown	362585AC5	26,245.48	GMCAR 2022-2 A3 3.1 02/16/2027	1,401.84		1,401.84
04/16/2025	Coupon	36268GAD7	20,000.00	GMCAR 2024-1 A3 4.85 12/18/2028		80.83	80.83
04/21/2025	Coupon	379929AD4	30,000.00	GMALT 2023-3 A3 5.38 11/20/2026		116.88	116.88
04/21/2025	Principal Paydown	379929AD4	30,000.00	GMALT 2023-3 A3 5.38 11/20/2026	4,010.78		4,010.78
04/21/2025	Coupon	438123AC5	45,000.00	HAROT 2023-4 A3 5.67 06/21/2028		212.63	212.63
04/21/2025	Coupon	43815GAC3	13,985.14	HAROT 2021-4 A3 0.88 01/21/2026		1.60	1.60
04/21/2025	Principal Paydown	43815GAC3	13,985.14	HAROT 2021-4 A3 0.88 01/21/2026	1,166.36		1,166.36
04/21/2025	Coupon	43815JAC7	35,000.00	HAROT 2023-1 A3 5.04 04/21/2027		112.30	112.30
04/21/2025	Principal Paydown	43815JAC7	35,000.00	HAROT 2023-1 A3 5.04 04/21/2027	2,220.36		2,220.36
04/25/2025	Coupon	05602RAD3	21,777.61	BMWOT 2022-A A3 3.21 08/25/2026		20.13	20.13
04/25/2025	Principal Paydown	05602RAD3	21,777.61	BMWOT 2022-A A3 3.21 08/25/2026	1,264.87		1,264.87
04/25/2025	Coupon	3137BKRJ1	99,533.68	FHMS K-047 A2 3.329 05/25/2025		240.52	240.52
04/25/2025	Principal Paydown	3137BKRJ1	99,533.68	FHMS K-047 A2 3.329 05/25/2025	71,194.50		71,194.50
04/25/2025	Coupon	3137BNGT5	250,000.00	FHMS K-054 A2 2.745 01/25/2026		540.53	540.53
04/25/2025	Principal Paydown	3137BNGT5	250,000.00	FHMS K-054 A2 2.745 01/25/2026	441.29		441.29
04/25/2025	Coupon	3137BVZ82	100,000.00	FHMS K-063 A2 3.43 01/25/2027		285.83	285.83
04/25/2025	Coupon	3137FBBX3	125,000.00	FHMS K-068 A2 3.244 08/25/2027		337.92	337.92
04/25/2025	Coupon	3137FBU79	135,000.00	FHMS K-069 A2 3.187 09/25/2027		353.65	353.65
04/25/2025	Principal Paydown	3137FBU79	135,000.00	FHMS K-069 A2 3.187 09/25/2027	218.29		218.29
04/25/2025	Coupon	3137FETN0	135,000.00	FHMS K-073 A2 3.35 01/25/2028		376.88	376.88
04/30/2025	Coupon	713448CT3	150,000.00	PEPSICO INC 2.75 04/30/2025		2,062.50	2,062.50
04/30/2025	Final Maturity	713448CT3	150,000.00	PEPSICO INC 2.75 04/30/2025	150,000.00		150,000.00
04/30/2025	Coupon	9128285J5	250,000.00	UNITED STATES TREASURY 3.0 10/31/2025		3,750.00	3,750.00

# CASH FLOW REPORT



Vallejo Flood & Wastewater District Cons | Account #10761 | As of June 30, 2024

Payment Date	Transaction Type	CUSIP	Quantity	Security Description	Principal Amount	Income	Total Amount
04/30/2025	Coupon	9128286S4	250,000.00	UNITED STATES TREASURY 2.375 04/30/2026		2,968.75	2,968.75
04/30/2025	Coupon	912828ZL7	200,000.00	UNITED STATES TREASURY 0.375 04/30/2025		375.00	375.00
04/30/2025	Final Maturity	912828ZL7	200,000.00	UNITED STATES TREASURY 0.375 04/30/2025	200,000.00		200,000.00
04/30/2025	Coupon	91282CDF5	250,000.00	UNITED STATES TREASURY 1.375 10/31/2028		1,718.75	1,718.75
<b>April 2025 Total</b>					<b>566,361.89</b>	<b>24,725.44</b>	<b>591,087.34</b>
<b>MAY 2025</b>							
05/01/2025	Coupon	06367WB85	125,000.00	BANK OF MONTREAL 1.85 05/01/2025		1,156.25	1,156.25
05/01/2025	Final Maturity	06367WB85	125,000.00	BANK OF MONTREAL 1.85 05/01/2025	125,000.00		125,000.00
05/05/2025	Coupon	00440EAV9	150,000.00	CHUBB INA HOLDINGS LLC 3.35 05/03/2026		2,512.50	2,512.50
05/05/2025	Coupon	594918BJ2	150,000.00	MICROSOFT CORP 3.125 11/03/2025		2,343.75	2,343.75
05/12/2025	Coupon	665859AW4	150,000.00	NORTHERN TRUST CORP 4.0 05/10/2027		3,000.00	3,000.00
05/15/2025	Coupon	161571HT4	145,000.00	CHAIT 2023-1 A 5.16 09/15/2028		623.50	623.50
05/15/2025	Coupon	47787JAC2	24,987.18	JDOT 2022 A3 0.36 09/15/2026		12.99	12.99
05/15/2025	Principal Paydown	47787JAC2	24,987.18	JDOT 2022 A3 0.36 09/15/2026	1,377.69		1,377.69
05/15/2025	Coupon	47800RAD5	35,000.00	JDOT 2024 A3 4.96 11/15/2028		144.67	144.67
05/15/2025	Coupon	58770AAC7	45,000.00	MBART 2023-1 A3 4.51 11/15/2027		110.50	110.50
05/15/2025	Principal Paydown	58770AAC7	45,000.00	MBART 2023-1 A3 4.51 11/15/2027	2,074.35		2,074.35
05/15/2025	Coupon	89238DAD0	75,000.00	TAOT 2024-A A3 4.83 10/16/2028		301.88	301.88
05/15/2025	Coupon	89238JAC9	12,489.23	TAOT 2021-D A3 0.71 04/15/2026		0.45	0.45
05/15/2025	Effective Maturity	89238JAC9	12,489.23	TAOT 2021-D A3 0.71 04/15/2026	752.81		752.81
05/15/2025	Coupon	9128283F5	200,000.00	UNITED STATES TREASURY 2.25 11/15/2027		2,250.00	2,250.00
05/15/2025	Coupon	9128285M8	250,000.00	UNITED STATES TREASURY 3.125 11/15/2028		3,906.25	3,906.25
05/15/2025	Coupon	9128286T2	250,000.00	UNITED STATES TREASURY 2.375 05/15/2029		2,968.75	2,968.75
05/15/2025	Coupon	912828M56	200,000.00	UNITED STATES TREASURY 2.25 11/15/2025		2,250.00	2,250.00
05/15/2025	Coupon	912828U24	250,000.00	UNITED STATES TREASURY 2.0 11/15/2026		2,500.00	2,500.00
05/16/2025	Coupon	362554AC1	11,181.68	GMCAR 2021-4 A3 0.68 09/16/2026		1.44	1.44
05/16/2025	Principal Paydown	362554AC1	11,181.68	GMCAR 2021-4 A3 0.68 09/16/2026	786.00		786.00
05/16/2025	Coupon	362583AD8	50,000.00	GMCAR 2023-2 A3 4.47 02/16/2028		159.13	159.13
05/16/2025	Principal Paydown	362583AD8	50,000.00	GMCAR 2023-2 A3 4.47 02/16/2028	2,782.62		2,782.62
05/16/2025	Coupon	362585AC5	26,245.48	GMCAR 2022-2 A3 3.1 02/16/2027		26.70	26.70
05/16/2025	Principal Paydown	362585AC5	26,245.48	GMCAR 2022-2 A3 3.1 02/16/2027	1,343.48		1,343.48
05/16/2025	Coupon	36268GAD7	20,000.00	GMCAR 2024-1 A3 4.85 12/18/2028		80.83	80.83

# CASH FLOW REPORT



Vallejo Flood & Wastewater District Cons | Account #10761 | As of June 30, 2024

Payment Date	Transaction Type	CUSIP	Quantity	Security Description	Principal Amount	Income	Total Amount
05/20/2025	Coupon	379929AD4	30,000.00	GMALT 2023-3 A3 5.38 11/20/2026		98.90	98.90
05/20/2025	Principal Paydown	379929AD4	30,000.00	GMALT 2023-3 A3 5.38 11/20/2026	3,785.13		3,785.13
05/21/2025	Coupon	438123AC5	45,000.00	HAROT 2023-4 A3 5.67 06/21/2028		212.63	212.63
05/21/2025	Coupon	43815GAC3	13,985.14	HAROT 2021-4 A3 0.88 01/21/2026		0.74	0.74
05/21/2025	Effective Maturity	43815GAC3	13,985.14	HAROT 2021-4 A3 0.88 01/21/2026	1,013.26		1,013.26
05/21/2025	Coupon	43815JAC7	35,000.00	HAROT 2023-1 A3 5.04 04/21/2027		102.97	102.97
05/21/2025	Principal Paydown	43815JAC7	35,000.00	HAROT 2023-1 A3 5.04 04/21/2027	2,136.81		2,136.81
05/26/2025	Coupon	05602RAD3	21,777.61	BMWOT 2022-A A3 3.21 08/25/2026		16.74	16.74
05/26/2025	Principal Paydown	05602RAD3	21,777.61	BMWOT 2022-A A3 3.21 08/25/2026	1,216.94		1,216.94
05/26/2025	Coupon	3137BKRJ1	99,533.68	FHMS K-047 A2 3.329 05/25/2025		43.01	43.01
05/26/2025	Final Maturity	3137BKRJ1	99,533.68	FHMS K-047 A2 3.329 05/25/2025	15,505.05		15,505.05
05/26/2025	Coupon	3137BNGT5	250,000.00	FHMS K-054 A2 2.745 01/25/2026		539.52	539.52
05/26/2025	Principal Paydown	3137BNGT5	250,000.00	FHMS K-054 A2 2.745 01/25/2026	471.68		471.68
05/26/2025	Coupon	3137BVZ82	100,000.00	FHMS K-063 A2 3.43 01/25/2027		285.83	285.83
05/26/2025	Coupon	3137FBBX3	125,000.00	FHMS K-068 A2 3.244 08/25/2027		337.92	337.92
05/26/2025	Coupon	3137FBU79	135,000.00	FHMS K-069 A2 3.187 09/25/2027		353.07	353.07
05/26/2025	Principal Paydown	3137FBU79	135,000.00	FHMS K-069 A2 3.187 09/25/2027	233.55		233.55
05/26/2025	Coupon	3137FETN0	135,000.00	FHMS K-073 A2 3.35 01/25/2028		376.88	376.88
<b>May 2025 Total</b>					<b>158,479.38</b>	<b>26,717.80</b>	<b>185,197.17</b>
<b>Grand Total</b>			<b>76,714,223.81</b>		<b>33,223,776.06</b>	<b>394,962.69</b>	<b>33,618,738.75</b>

## IMPORTANT DISCLOSURES



Vallejo Flood & Wastewater District Cons | Account #10761 | As of June 30, 2024

Chandler Asset Management, Inc. (“Chandler”) is an SEC registered investment adviser. For additional information about our firm, please see our current disclosures (Form ADV). To obtain a copy of our current disclosures, you may contact your client service representative by calling the number on the front of this statement or you may visit our website at [www.chandlerasset.com](http://www.chandlerasset.com).

Information contained in this monthly statement is confidential and is provided for informational purposes only and should not be construed as specific investment or legal advice. The information contained herein was obtained from sources believed to be reliable as of the date of this statement, but may become outdated or superseded at any time without notice.

**Custody:** Your qualified custodian bank maintains control of all assets reflected in this statement and we urge you to compare this statement to the one you receive from your qualified custodian. Chandler does not have any authority to withdraw or deposit funds from/to the custodian account.

**Valuation:** Prices are provided by IDC, an independent pricing source. In the event IDC does not provide a price or if the price provided is not reflective of fair market value, Chandler will obtain pricing from an alternative approved third party pricing source in accordance with our written valuation policy and procedures. Our valuation procedures are also disclosed in Item 5 of our Form ADV Part 2A.

**Performance:** Performance results are presented gross-of-advisory fees and represent the client’s Total Return. The deduction of advisory fees lowers performance results. These results include the reinvestment of dividends and other earnings. Past performance may not be indicative of future results. Therefore, clients should not assume that future performance of any specific investment or investment strategy will be profitable or equal to past performance levels. All investment strategies have the potential for profit or loss. Economic factors, market conditions or changes in investment strategies, contributions or withdrawals may materially alter the performance and results of your portfolio.

Source ice Data Indices, LLC (“ICE”), used with permission. ICE PERMITS USE OF THE ICE INDICES AND RELATED DATA ON AN “AS IS” BASIS; ICE, ITS AFFILIATES AND THEIR RESPECTIVE THIRD PARTY SUPPLIERS DISCLAIM ANY AND ALL WARRANTIES AND REPRESENTATIONS, EXPRESS AND/OR IMPLIED, INCLUDING ANY WARRANTIES OF MERCHANTABILITY OR FITNESS FOR A PARTICULAR PURPOSE OR USE, INCLUDING THE INDICES, INDEX DATA AND ANY DATA INCLUDED IN, RELATED TO, OR DERIVED THEREFROM. NEITHER ICE DATA, ITS AFFILIATES OR THEIR RESPECTIVE THIRD PARTY PROVIDERS GUARANTEE THE QUALITY, ADEQUACY, ACCURACY, TIMELINESS OR COMPLETENESS OF THE INDICES OR THE INDEX DATA OR ANY COMPONENT THEREOF, AND THE INDICES AND INDEX DATA AND ALL COMPONENTS THEREOF ARE PROVIDED ON AN “AS IS” BASIS AND LICENSEE’S USE IS AT LICENSEE’S OWN RISK. ICE DATA, ITS AFFILIATES AND THEIR RESPECTIVE THIRD PARTY DO NOT SPONSOR, ENDORSE, OR RECOMMEND CHANDLER, OR ANY OF ITS PRODUCTS OR SERVICES.

Index returns assume reinvestment of all distributions. Historical performance results for investment indexes generally do not reflect the deduction of transaction and/or custodial charges or the deduction of an investment management fee, the incurrence of which would have the effect of decreasing historical performance results. It is not possible to invest directly in an index.

**Ratings:** Ratings information have been provided by Moody’s, S&P and Fitch through data feeds we believe to be reliable as of the date of this statement, however we cannot guarantee its accuracy.

Security level ratings for U.S. Agency issued mortgage-backed securities (“MBS”) reflect the issuer rating because the securities themselves are not rated. The issuing U.S. Agency guarantees the full and timely payment of both principal and interest and carries a AA+/Aaa/AAA by S&P, Moody’s and Fitch respectively.



General Manager  
Mark Tomko

September 10, 2024

Board Communication

Consent Calendar, Section 4E

**TO:** The Honorable President and Board of Trustees  
**FROM:** Jeff Tucker, Director of Finance/Treasurer  
**PREPARED BY:** Olivia Ruiz, Finance Manager  
**SUBJECT:** Monthly Investment Report for July 2024

**RECOMMENDATION**

Receive and file the Monthly Investment Report for July 2024 as submitted.

**BACKGROUND AND DISCUSSION**

The California Government Code, Section 53607, requires monthly reporting of investments to the Board of Trustees. The composition of investments must conform to the District's investment policy adopted annually and must be sufficiently liquid to meet cash flow needs for the next six months. The District adjusts its cash and investment book balances to reflect market value. The condensed investment report attached meets applicable reporting requirements.

The portfolio is designed to provide *safety* through balance, diversification, credit worthiness, and volatility reduction; *liquidity* through short-term pools, negotiable deposits, and investment laddering; and *yield (rate of return)* through longer duration, callable governments and higher yielding corporate notes where safe.

The portfolio incorporates the principles of the prudent investor standard and follows policy prepared in accordance with the requirements of the California Government Code. These requirements include public investing objectives, authorized investments, maturities, prohibited investments, reporting requirements, and Board oversight.

The District staff works closely with the Investment Advisor, Chandler Asset Management, to implement an investment strategy that considers the District's historical and anticipated liquidity needs and the current market conditions to maintain safety and maximize yield. Investments are and will continue to be purchased based upon conformance with District policy. All investments within the portfolio meet/met the California Government Code requirements for credit quality, maturity dates, and bond class percentages at the time of purchase.

The District has the financial ability to meet its cash flow requirements for the next six months.

**ENVIRONMENTAL REVIEW**

This is not a project under CEQA and no environmental review is required.

**FISCAL IMPACT**

None.

DOCUMENTS ATTACHED

A. Monthly Investment Report – July 2024

CONTACT PERSON

Jeff Tucker, Finance Director/Treasurer, (707) 652-7802

# MONTHLY ACCOUNT STATEMENT

---

Vallejo Flood & Wastewater District Cons | Account #10761 | As of July 31, 2024

**CHANDLER ASSET MANAGEMENT** | [chandlerasset.com](http://chandlerasset.com)

**Chandler Team:**

For questions about your account, please call (800) 317-4747,  
or contact [clientservice@chandlerasset.com](mailto:clientservice@chandlerasset.com)

**Custodian:**

# PORTFOLIO SUMMARY



Vallejo Flood & Wastewater District Cons | Account #10761 | As of July 31, 2024

## Portfolio Characteristics

Average Modified Duration	0.71
Average Coupon	1.91%
Average Purchase YTM	4.68%
Average Market YTM	4.79%
Average Quality	AAA
Average Final Maturity	0.79
Average Life	0.73

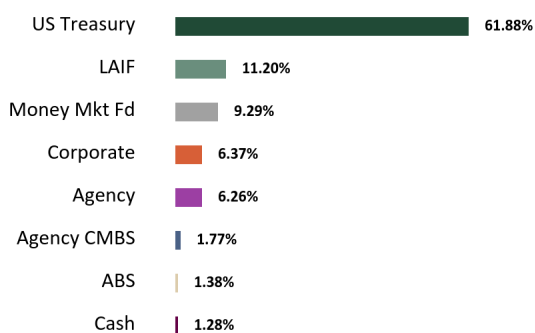
## Account Summary

	Beg. Values as of 07/01/2024	End Values as of 07/31/2024
Market Value	55,807,129.42	46,235,166.58
Accrued Interest	102,696.33	111,534.06
<b>Total Market Value</b>	<b>55,909,825.76</b>	<b>46,346,700.64</b>
Income Earned	172,170.71	244,656.87
Cont/WD	4,637,314.79	(9,899,214.08)
Par	56,366,100.98	46,593,923.58
Book Value	55,938,267.54	46,231,484.27
Cost Value	55,675,541.49	45,936,684.92

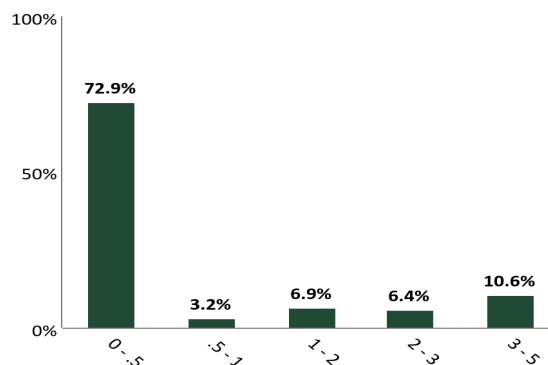
## Top Issuers

United States	61.88%
LAIF	11.20%
First American Govt Oblig fund	9.29%
Farm Credit System	3.63%
Federal Home Loan Banks	2.63%
FHLMC	1.77%
Checking Deposit	1.18%
Cisco Systems, Inc.	0.38%

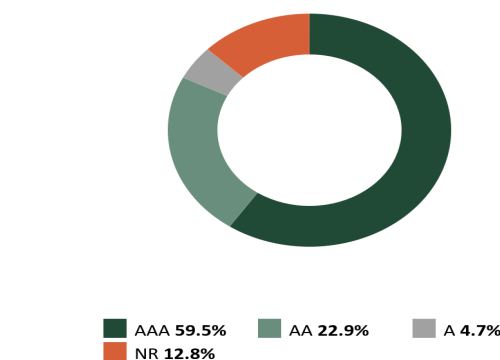
## Sector Allocation



## Maturity Distribution



## Credit Quality



\*See Footnote

The credit quality is a weighted average calculation of the highest of S&P, Moody's' and Fitch

Execution Time: 08/20/2024 08:35:05 PM

Chandler Asset Management | info@chandlerasset.com | www.chandlerasset.com | 800.317.4747

CONFIDENTIAL | 2

# STATEMENT OF COMPLIANCE



Vallejo Flood & Wastewater District Cons | Account #10761 | As of July 31, 2024

Rules Name	Limit	Actual	Compliance Status	Notes
<b>AGENCY MORTGAGE SECURITIES (CMOS)</b>				
Max % (MV)	100.0	1.8	Compliant	
Max % Issuer (MV; Agencies & Agency CMOs)	25.0	3.7	Compliant	
Max Maturity (Years)	5.0	3.5	Compliant	
<b>ASSET-BACKED SECURITIES (ABS)</b>				
Max % (MV)	20.0	1.4	Compliant	
Max % Issuer (MV)	5.0	0.3	Compliant	
Max Maturity (Years)	5	4	Compliant	
Min Rating (AA- by 1)	0.0	0.0	Compliant	
<b>BANKERS' ACCEPTANCES</b>				
Max % (MV)	40.0	0.0	Compliant	
Max % Issuer (MV)	5.0	0.0	Compliant	
Max Maturity (Days)	180	0.0	Compliant	
Min Rating (A-1 by 1 or A- by 1)	0.0	0.0	Compliant	
<b>COLLATERALIZED TIME DEPOSITS (NON-NEGOTIABLE CD/TD)</b>				
Max % (MV)	20.0	0.0	Compliant	
Max % Issuer (MV)	5.0	0.0	Compliant	
Max Maturity (Years)	5.0	0.0	Compliant	
<b>COMMERCIAL PAPER</b>				
Max % (MV)	25.0	0.0	Compliant	
Max % Issuer (MV)	5.0	0.0	Compliant	
Max Maturity (Days)	270	0.0	Compliant	
Min Rating (A-1 by 1 or A- by 1)	0.0	0.0	Compliant	
<b>CORPORATE MEDIUM TERM NOTES</b>				
Max % (MV)	30.0	6.4	Compliant	
Max % Issuer (MV)	5.0	0.4	Compliant	
Max Maturity (Years)	5	4	Compliant	
Min Rating (A- by 1)	0.0	0.0	Compliant	
<b>FDIC INSURED TIME DEPOSITS (NON-NEGOTIABLE CD/TD)</b>				
Max % (MV)	20.0	0.0	Compliant	
Max % Issuer (MV)	5.0	0.0	Compliant	
Max Maturity (Years)	5	0.0	Compliant	

# STATEMENT OF COMPLIANCE



Vallejo Flood & Wastewater District Cons | Account #10761 | As of July 31, 2024

Rules Name	Limit	Actual	Compliance Status	Notes
<b>FEDERAL AGENCIES</b>				
Max % (MV)	100.0	6.3	Compliant	
Max % Issuer (MV; Agencies & Agency CMOs)	25.0	3.7	Compliant	
Max Callables (MV)	20.0	0.0	Compliant	
Max Maturity (Years)	5	4	Compliant	
<b>LOCAL AGENCY INVESTMENT FUND (LAIF)</b>				
Max Concentration (MV)	75.0	5.2	Compliant	
<b>MONEY MARKET MUTUAL FUNDS</b>				
Max % (MV)	20.0	9.3	Compliant	
Max % Issuer (MV)	20.0	9.3	Compliant	
Min Rating (AAA by 2)	0.0	0.0	Compliant	
<b>MORTGAGE-BACKED SECURITIES (NON-AGENCY)</b>				
Max % (MV)	20.0	0.0	Compliant	
Max % Issuer (MV)	5.0	0.0	Compliant	
Max Maturity (Years)	5.0	0.0	Compliant	
Min Rating (AA- by 1)	0.0	0.0	Compliant	
<b>MUNICIPAL SECURITIES (CA, LOCAL AGENCY)</b>				
Max % (MV)	30.0	0.0	Compliant	
Max % Issuer (MV)	5.0	0.0	Compliant	
Max Maturity (Years)	5	0.0	Compliant	
Min Rating (A- by 1)	0.0	0.0	Compliant	
<b>MUNICIPAL SECURITIES (CA, OTHER STATES)</b>				
Max % (MV)	30.0	0.0	Compliant	
Max % Issuer (MV)	5.0	0.0	Compliant	
Max Maturity (Years)	5	0.0	Compliant	
Min Rating (A- by 1)	0.0	0.0	Compliant	
<b>MUTUAL FUNDS</b>				
Max % (MV)	10.0	0.0	Compliant	
Max % Issuer (MV)	10.0	0.0	Compliant	
Min Rating (AAA by 2)	0.0	0.0	Compliant	
<b>NEGOTIABLE CERTIFICATES OF DEPOSIT (NCD)</b>				
Max % (MV)	30.0	0.0	Compliant	
Max % Issuer (MV)	5.0	0.0	Compliant	
Max Maturity (Years)	5	0.0	Compliant	

# STATEMENT OF COMPLIANCE



Vallejo Flood & Wastewater District Cons | Account #10761 | As of July 31, 2024

Rules Name	Limit	Actual	Compliance Status	Notes
Min Rating (A-1 by 1 or A- by 1 if > FDIC Limit)	0.0	0.0	Compliant	
<b>REPURCHASE AGREEMENTS</b>				
Max Maturity (Years)	1.0	0.0	Compliant	
<b>SRI PROHIBITED INVESTMENTS</b>				
Prohibited Investment - Fossil Fuels	0.0	0.0	Compliant	
Prohibited Investments - Alcohol	0.0	0.0	Compliant	
Prohibited Investments - Firearms	0.0	0.0	Compliant	
Prohibited Investments - Gaming	0.0	0.0	Compliant	
Prohibited Investments - Tobacco	0.0	0.0	Compliant	
<b>SUPRANATIONAL OBLIGATIONS</b>				
Max % (MV)	30.0	0.6	Compliant	
Max % Issuer (MV)	10.0	0.4	Compliant	
Max Maturity (Years)	5	0.0	Compliant	
Min Rating (AA- by 1)	0.0	0.0	Compliant	
<b>U.S. TREASURIES</b>				
Max % (MV)	100.0	61.8	Compliant	
Max Maturity (Years)	5	5	Compliant	

# RECONCILIATION SUMMARY



Vallejo Flood & Wastewater District Cons | Account #10761 | As of July 31, 2024

## Maturities / Calls

Month to Date	(13,570,000.00)
Fiscal Year to Date	(53,730,000.00)

## Principal Paydowns

Month to Date	(20,741.23)
Fiscal Year to Date	(197,419.18)

## Purchases

Month to Date	27,363,213.10
Fiscal Year to Date	224,261,665.69

## Sales

Month to Date	(23,556,566.06)
Fiscal Year to Date	(168,507,504.41)

## Interest Received

Month to Date	120,211.00
Fiscal Year to Date	1,349,361.89

## Purchased / Sold Interest

Month to Date	(4,091.11)
Fiscal Year to Date	(15,380.84)

## Accrual Activity Summary

	Month to Date	Fiscal Year to Date (01/01/2024)
Beginning Book Value	55,938,267.54	43,775,797.91
Maturities/Calls	(13,570,000.00)	(53,730,000.00)
Principal Paydowns	(20,741.23)	(197,419.18)
Purchases	27,363,213.10	224,261,665.69
Sales	(23,556,566.06)	(168,507,504.41)
Change in Cash, Payables, Receivables	(42,388.34)	(11,115.13)
Amortization/Accretion	119,699.26	640,059.44
Realized Gain (Loss)	0.01	(0.05)
Ending Book Value	46,231,484.28	46,231,484.28

## Fair Market Activity Summary

	Month to Date	Fiscal Year to Date (01/01/2024)
Beginning Market Value	55,807,129.43	43,669,850.65
Maturities/Calls	(13,570,000.00)	(53,730,000.00)
Principal Paydowns	(20,741.23)	(197,419.18)
Purchases	27,363,213.10	224,261,665.69
Sales	(23,556,566.06)	(168,507,504.41)
Change in Cash, Payables, Receivables	(42,388.34)	(11,115.13)
Amortization/Accretion	119,699.26	640,059.44
Change in Net Unrealized Gain (Loss)	134,820.43	109,629.57
Realized Gain (Loss)	0.01	(0.05)
Ending Market Value	46,235,166.58	46,235,166.58

# HOLDINGS REPORT



Vallejo Flood & Wastewater District Cons | Account #10761 | As of July 31, 2024

Cusip	Security Description	Par Value/ Units	Purchase Date Purchase Yield	Cost Value Book Value	Mkt Price Mkt YTM	Market Value Accrued Int.	% of Port. Gain/Loss	Moody's/ S&P/ Fitch	Maturity Duration
<b>ABS</b>									
47788UAC6	JDOT 2021 A3 0.36 09/15/2025	2,319.12	03/02/2021 0.37%	2,318.68 2,319.03	99.60 4.38%	2,309.75 0.37	0.00% (9.28)	Aaa/NA AAA	1.13 0.10
43815EAC8	HAROT 2021-3 A3 0.41 11/18/2025	13,652.89	08/17/2021 0.33%	13,652.69 13,652.86	98.76 4.13%	13,483.44 2.02	0.03% (169.42)	NA/AAA AAA	1.30 0.33
05593AAC3	BMWLT 2023-1 A3 5.16 11/25/2025	15,719.82	02/07/2023 5.43%	15,719.44 15,719.64	99.90 5.46%	15,703.47 13.52	0.03% (16.17)	Aaa/AAA NA	1.32 0.38
44934KAC8	HART 2021-B A3 0.38 01/15/2026	12,461.67	07/20/2021 0.60%	12,458.92 12,460.95	99.30 3.63%	12,374.54 2.10	0.03% (86.41)	NA/AAA AAA	1.46 0.21
43815GAC3	HAROT 2021-4 A3 0.88 01/21/2026	12,504.46	11/16/2021 0.89%	12,501.82 12,503.62	98.20 4.47%	12,279.05 3.06	0.03% (224.57)	Aaa/NA AAA	1.48 0.50
47789QAC4	JDOT 2021-B A3 0.52 03/16/2026	12,119.08	07/13/2021 0.52%	12,118.00 12,118.85	98.35 4.58%	11,919.58 2.80	0.03% (199.27)	Aaa/NA AAA	1.62 0.40
89238JAC9	TAOT 2021-D A3 0.71 04/15/2026	11,245.66	11/09/2021 0.95%	11,245.42 11,245.60	98.24 4.11%	11,047.42 3.55	0.02% (198.18)	NA/AAA AAA	1.71 0.52
05602RAD3	BMWOT 2022-A A3 3.21 08/25/2026	19,986.54	05/10/2022 3.63%	19,985.50 19,986.14	98.88 4.69%	19,763.64 10.69	0.04% (222.50)	Aaa/AAA NA	2.07 0.77
47787JAC2	JDOT 2022 A3 0.36 09/15/2026	23,142.60	03/10/2022 2.34%	23,137.49 23,140.34	98.36 5.05%	22,762.77 23.86	0.05% (377.57)	Aaa/NA AAA	2.13 0.60
362554AC1	GMCAR 2021-4 A3 0.68 09/16/2026	10,168.52	10/13/2021 0.68%	10,168.26 10,168.44	97.95 3.91%	9,959.93 2.88	0.02% (208.51)	Aaa/AAA NA	2.13 0.64
379929AD4	GMALT 2023-3 A3 5.38 11/20/2026	30,000.00	08/08/2023 5.38%	29,996.40 29,997.46	100.28 5.22%	30,084.58 49.32	0.07% 87.12	NA/AAA AAA	2.31 1.14
362585AC5	GMCAR 2022-2 A3 3.1 02/16/2027	24,522.61	04/05/2022 3.16%	24,517.49 24,520.49	98.62 4.62%	24,185.29 31.68	0.05% (335.20)	Aaa/AAA NA	2.55 0.92
43815JAC7	HAROT 2023-1 A3 5.04 04/21/2027	35,000.00	02/16/2023 5.09%	34,993.50 34,995.75	99.93 5.16%	34,974.85 49.00	0.08% (20.90)	Aaa/NA AAA	2.72 1.34
58770AAC7	MBART 2023-1 A3 4.51 11/15/2027	45,000.00	01/18/2023 4.56%	44,994.60 44,996.30	99.40 4.97%	44,728.52 90.20	0.10% (267.78)	NA/AAA AAA	3.29 1.44
362583AD8	GMCAR 2023-2 A3 4.47 02/16/2028	50,000.00	04/04/2023 4.51%	49,998.63 49,999.00	99.37 4.87%	49,684.49 93.13	0.11% (314.51)	Aaa/AAA NA	3.55 1.85
438123AC5	HAROT 2023-4 A3 5.67 06/21/2028	45,000.00	11/01/2023 5.74%	44,992.08 44,993.33	101.50 5.11%	45,676.82 70.88	0.10% 683.48	Aaa/NA AAA	3.89 2.20
161571HT4	CHAIT 2023-1 A 5.16 09/15/2028	145,000.00	09/07/2023 5.17%	144,959.81 144,966.87	101.16 4.72%	146,689.16 332.53	0.32% 1,722.29	NR/AAA AAA	4.13 1.96

# HOLDINGS REPORT



Vallejo Flood & Wastewater District Cons | Account #10761 | As of July 31, 2024

Cusip	Security Description	Par Value/ Units	Purchase Date Purchase Yield	Cost Value Book Value	Mkt Price Mkt YTM	Market Value Accrued Int.	% of Port. Gain/Loss	Moody's/ S&P/ Fitch	Maturity Duration
89238DAD0	TAOT 2024-A A3 4.83 10/16/2028	75,000.00	01/23/2024 4.89%	74,984.99 74,986.59	100.16 4.87%	75,122.36 161.00	0.16% 135.76	Aaa/AAA NA	4.21 2.54
47800RAD5	JDOT 2024 A3 4.96 11/15/2028	35,000.00	03/11/2024 5.12%	34,998.04 34,998.20	100.63 4.80%	35,219.83 77.16	0.08% 221.64	Aaa/NA AAA	4.29 2.01
36268GAD7	GMCAR 2024-1 A3 4.85 12/18/2028	20,000.00	01/09/2024 4.91%	19,995.98 19,996.42	100.28 4.85%	20,055.28 40.42	0.04% 58.86	Aaa/NA AAA	4.38 2.68
<b>Total ABS</b>		<b>637,842.97</b>	<b>4.34%</b>	<b>637,737.73</b> <b>637,765.88</b>	<b>100.04</b> <b>4.81%</b>	<b>638,024.76</b> <b>1,060.16</b>	<b>1.38%</b> <b>258.87</b>	<b>Aaa/AAA</b> <b>AAA</b>	<b>3.31</b> <b>1.61</b>

AGENCY									
3133ENPY0	FEDERAL FARM CREDIT BANKS FUNDING CORP 1.75 02/25/2025	200,000.00	03/16/2022 2.11%	197,936.00 199,599.52	98.25 4.91%	196,505.64 1,516.67	0.43% (3,093.88)	Aaa/AA+ AA+	0.57 0.55
3133EN5E6	FEDERAL FARM CREDIT BANKS FUNDING CORP 4.0 12/29/2025	250,000.00	12/29/2022 4.27%	248,120.00 249,115.80	99.18 4.61%	247,943.84 888.89	0.54% (1,171.96)	Aaa/AA+ AA+	1.41 1.35
3133EPVP7	FEDERAL FARM CREDIT BANKS FUNDING CORP 4.75 07/08/2026	250,000.00	12/06/2023 4.48%	251,606.00 251,201.10	100.77 4.33%	251,921.11 758.68	0.54% 720.01	Aaa/AA+ AA+	1.94 1.83
3133EPZY4	FEDERAL FARM CREDIT BANKS FUNDING CORP 5.0 07/30/2026	250,000.00	11/09/2023 4.85%	250,935.00 250,685.48	101.30 4.31%	253,254.04 34.72	0.55% 2,568.56	Aaa/AA+ AA+	2.00 1.89
3133EPSW6	FEDERAL FARM CREDIT BANKS FUNDING CORP 4.5 08/14/2026	270,000.00	08/09/2023 4.58%	269,379.00 269,579.01	100.56 4.21%	271,501.38 5,636.25	0.59% 1,922.37	Aaa/AA+ AA+	2.04 1.89
3130AWTQ3	FEDERAL HOME LOAN BANKS 4.625 09/11/2026	250,000.00	09/12/2023 4.83%	248,592.50 249,008.06	100.64 4.30%	251,611.48 4,496.53	0.54% 2,603.42	Aaa/AA+ AA+	2.11 1.96
3130AWC24	FEDERAL HOME LOAN BANKS 4.0 06/09/2028	250,000.00	07/06/2023 4.49%	244,617.50 245,780.31	99.91 4.03%	249,763.23 1,444.44	0.54% 3,982.91	Aaa/AA+ AA+	3.86 3.52
3130AWTR1	FEDERAL HOME LOAN BANKS 4.375 09/08/2028	250,000.00	09/07/2023 4.49%	248,725.00 248,953.90	101.30 4.03%	253,247.76 4,344.62	0.55% 4,293.86	Aaa/AA+ AA+	4.11 3.67
3133EPWK7	FEDERAL FARM CREDIT BANKS FUNDING CORP 4.5 09/22/2028	200,000.00	10/12/2023 4.71%	198,146.00 198,444.20	101.79 4.03%	203,574.91 3,225.00	0.44% 5,130.70	Aaa/AA+ AA+	4.15 3.70
3130AVBD3	FEDERAL HOME LOAN BANKS 4.5 03/09/2029	200,000.00	03/14/2024 4.33%	201,544.00 201,426.08	102.19 3.98%	204,371.60 3,550.00	0.44% 2,945.52	Aaa/AA+ AA+	4.61 4.06
3133ERAK7	FEDERAL FARM CREDIT BANKS FUNDING CORP 4.375 04/10/2029	250,000.00	04/10/2024 4.64%	247,100.00 247,271.99	101.70 3.97%	254,243.07 3,372.40	0.55% 6,971.07	Aaa/AA+ AA+	4.69 4.16
3130B1BC0	FEDERAL HOME LOAN BANKS 4.625 06/08/2029	250,000.00	06/24/2024 4.32%	253,298.25 253,230.79	102.84 3.97%	257,102.71 2,826.39	0.56% 3,871.92	Aaa/AA+ AA+	4.85 4.28

# HOLDINGS REPORT



Vallejo Flood & Wastewater District Cons | Account #10761 | As of July 31, 2024

Cusip	Security Description	Par Value/ Units	Purchase Date Purchase Yield	Cost Value Book Value	Mkt Price Mkt YTM	Market Value Accrued Int.	% of Port. Gain/Loss	Moody's/ S&P/ Fitch	Maturity Duration
<b>Total Agency</b>		<b>2,870,000.00</b>	<b>4.38%</b>	<b>2,859,999.25</b> <b>2,864,296.25</b>	<b>100.89</b> <b>4.22%</b>	<b>2,895,040.74</b> <b>32,094.58</b>	<b>6.26%</b> <b>30,744.50</b>	<b>Aaa/AA+</b> <b>AA+</b>	<b>3.03</b> <b>2.74</b>

AGENCY CMBS									
3137BKRJ1	FHMS K-047 A2 3.329 05/25/2025	99,324.57	05/19/2022 3.04%	99,898.79 99,470.67	98.54 5.18%	97,873.71 275.54	0.21% (1,596.95)	Aaa/AA+ AAA	0.82 0.69
3137BNGT5	FHMS K-054 A2 2.745 01/25/2026	250,000.00	02/15/2023 4.64%	237,392.58 243,750.58	97.09 4.93%	242,722.00 571.88	0.52% (1,028.58)	Aaa/AA+ AAA	1.49 1.30
3137BVZ82	FHMS K-063 A2 3.43 01/25/2027	100,000.00	12/05/2022 4.27%	96,816.41 98,105.25	97.41 4.64%	97,407.63 285.83	0.21% (697.62)	Aaa/AA+ AAA	2.49 2.20
3137FBBX3	FHMS K-068 A2 3.244 08/25/2027	125,000.00	05/12/2023 3.98%	121,352.54 122,401.45	96.52 4.56%	120,648.73 337.92	0.26% (1,752.73)	Aaa/AA+ AA+	3.07 2.80
3137FBU79	FHMS K-069 A2 3.187 09/25/2027	134,951.90	05/18/2023 4.19%	129,632.89 131,117.58	96.39 4.52%	130,081.60 358.41	0.28% (1,035.98)	Aaa/AAA AA+	3.15 2.83
3137FETNO	FHMS K-073 A2 3.35 01/25/2028	135,000.00	05/24/2023 4.27%	129,747.66 131,091.28	96.52 4.54%	130,299.34 376.88	0.28% (791.94)	Aaa/AA+ AAA	3.49 3.12
<b>Total Agency CMBS</b>		<b>844,276.46</b>	<b>4.18%</b>	<b>814,840.87</b> <b>825,936.81</b>	<b>97.01</b> <b>4.74%</b>	<b>819,033.01</b> <b>2,206.45</b>	<b>1.77%</b> <b>(6,903.80)</b>	<b>Aaa/AA+</b> <b>AAA</b>	<b>2.34</b> <b>2.09</b>

CASH									
CCYUSD	Receivable	489.98	-- 0.00%	489.98 489.98	1.00 0.00%	489.98 0.00	0.00% 0.00	Aaa/AAA AAA	0.00 0.00
CCYUSD	Receivable	19,630.99	-- 0.00%	19,630.99 19,630.99	1.00 0.00%	19,630.99 0.00	0.04% 0.00	Aaa/AAA AAA	0.00 0.00
CCYUSD	Receivable	24,505.10	-- 0.00%	24,505.10 24,505.10	1.00 0.00%	24,505.10 0.00	0.05% 0.00	Aaa/AAA AAA	0.00 0.00
90CHECK\$1	Checking Deposit Bank Account	547,191.13	07/31/2024 0.00%	547,191.13 547,191.13	1.00 0.00%	547,191.13 0.00	1.18% 0.00	NA/NA NA	0.00 0.00
<b>Total Cash</b>		<b>591,817.20</b>	<b>0.00%</b>	<b>591,817.20</b>	<b>1.00</b> <b>0.00%</b>	<b>591,817.20</b> <b>0.00</b>	<b>1.28%</b> <b>0.00</b>	<b>Aaa/AAA</b> <b>AAA</b>	<b>0.00</b> <b>0.00</b>

CORPORATE									
78015K7C2	ROYAL BANK OF CANADA 2.25 11/01/2024	150,000.00	02/05/2021 0.54%	159,499.50 150,642.14	99.18 5.54%	148,770.20 843.75	0.32% (1,871.94)	A1/A AA-	0.25 0.25
87612EBL9	TARGET CORP 2.25 04/15/2025	125,000.00	03/15/2022 2.51%	124,027.50 124,777.04	98.14 4.96%	122,671.11 828.13	0.27% (2,105.94)	A2/A A	0.71 0.68

# HOLDINGS REPORT



Vallejo Flood & Wastewater District Cons | Account #10761 | As of July 31, 2024

Cusip	Security Description	Par Value/ Units	Purchase Date Purchase Yield	Cost Value Book Value	Mkt Price Mkt YTM	Market Value Accrued Int.	% of Port. Gain/Loss	Moody's/ S&P/ Fitch	Maturity Duration
713448CT3	PEPSICO INC 2.75 04/30/2025	150,000.00	12/28/2022 4.66%	143,733.00 147,999.27	98.32 5.05%	147,487.33 1,042.71	0.32% (511.93)	A1/A+ WR	0.75 0.72
06367WB85	BANK OF MONTREAL 1.85 05/01/2025	125,000.00	08/29/2022 4.01%	118,191.25 123,091.59	97.53 5.25%	121,914.38 578.13	0.26% (1,177.21)	A2/A- AA-	0.75 0.73
594918BJ2	MICROSOFT CORP 3.125 11/03/2025	150,000.00	01/20/2023 4.28%	145,509.00 147,967.09	98.18 4.63%	147,264.78 1,145.83	0.32% (702.32)	Aaa/AAA WR	1.26 1.20
023135CN4	AMAZON.COM INC 4.6 12/01/2025	100,000.00	12/28/2022 4.61%	99,956.00 99,979.95	99.98 4.61%	99,981.28 766.67	0.22% 1.33	A1/AA AA-	1.34 1.27
857477BR3	STATE STREET CORP 1.746 02/06/2026	35,000.00	02/02/2022 1.75%	35,000.00 35,000.00	98.16 5.66%	34,355.73 297.06	0.07% (644.27)	A1/A AA-	1.52 0.50
037833BY5	APPLE INC 3.25 02/23/2026	150,000.00	02/21/2023 4.78%	143,640.00 146,686.53	98.02 4.58%	147,034.59 2,139.58	0.32% 348.06	Aaa/AA+ NA	1.57 1.48
46625HQW3	JPMORGAN CHASE & CO 3.3 04/01/2026	175,000.00	12/27/2023 4.76%	169,583.75 171,003.54	97.66 4.77%	170,913.55 1,925.00	0.37% (90.00)	A1/A- AA-	1.67 1.58
00440EAV9	CHUBB INA HOLDINGS LLC 3.35 05/03/2026	150,000.00	03/14/2023 4.75%	143,952.00 146,616.50	97.59 4.79%	146,384.86 1,228.33	0.32% (231.65)	A3/A A	1.76 1.67
69371RS56	PACCAR FINANCIAL CORP 5.05 08/10/2026	125,000.00	08/03/2023 5.07%	124,937.50 124,957.86	100.98 4.54%	126,228.40 2,998.44	0.27% 1,270.54	A1/A+ NA	2.03 1.86
89236TKX2	TOYOTA MOTOR CREDIT CORP 5.0 08/14/2026	150,000.00	09/28/2023 5.42%	148,354.50 148,832.28	100.73 4.62%	151,097.12 3,479.17	0.33% 2,264.85	A1/A+ A+	2.04 1.87
24422EXD6	JOHN DEERE CAPITAL CORP 5.15 09/08/2026	150,000.00	09/28/2023 5.29%	149,410.50 149,577.67	101.06 4.61%	151,591.49 3,068.54	0.33% 2,013.81	A1/A A+	2.11 1.94
437076CV2	HOME DEPOT INC 4.95 09/30/2026	150,000.00	-- 4.92%	150,118.50 150,089.15	100.79 4.56%	151,183.48 2,495.63	0.33% 1,094.33	A2/A A	2.17 1.93
17275RBQ4	CISCO SYSTEMS INC 4.8 02/26/2027	75,000.00	02/21/2024 4.85%	74,902.50 74,916.47	100.84 4.45%	75,627.13 1,550.00	0.16% 710.66	A1/AA- NA	2.57 2.28
665859AW4	NORTHERN TRUST CORP 4.0 05/10/2027	150,000.00	01/10/2023 4.25%	148,507.50 149,043.44	98.67 4.51%	148,009.03 1,350.00	0.32% (1,034.41)	A2/A+ A+	2.77 2.57
06406RBN6	BANK OF NEW YORK MELLON CORP 4.543 02/01/2029	125,000.00	02/27/2024 4.98%	123,075.00 123,281.87	99.48 5.08%	124,353.16 2,839.38	0.27% 1,071.28	A1/A AA-	4.51 3.13
532457CK2	ELI LILLY AND CO 4.5 02/09/2029	150,000.00	06/21/2024 4.63%	149,170.50 149,189.14	100.87 4.29%	151,300.97 3,225.00	0.33% 2,111.82	A1/A+ NA	4.53 3.91
17275RBR2	CISCO SYSTEMS INC 4.85 02/26/2029	100,000.00	02/27/2024 4.82%	100,153.00 100,139.86	101.86 4.39%	101,863.52 2,088.19	0.22% 1,723.66	A1/AA- NA	4.57 3.92
14913UAJ9	CATERPILLAR FINANCIAL SERVICES CORP 4.85 02/27/2029	150,000.00	05/17/2024 4.84%	150,058.50 150,056.08	101.69 4.44%	152,539.60 3,112.08	0.33% 2,483.51	A2/A A+	4.58 3.99

# HOLDINGS REPORT



Vallejo Flood & Wastewater District Cons | Account #10761 | As of July 31, 2024

Cusip	Security Description	Par Value/ Units	Purchase Date Purchase Yield	Cost Value Book Value	Mkt Price Mkt YTM	Market Value Accrued Int.	% of Port. Gain/Loss	Moody's/ S&P/ Fitch	Maturity Duration
09290DAA9	BLACKROCK FUNDING INC 4.7 03/14/2029	175,000.00	07/19/2024 4.64%	175,400.75 175,398.35	101.09 4.44%	176,900.37 3,130.07	0.38% 1,502.02	Aa3/AA- NA	4.62 3.98
91324PEH1	UNITEDHEALTH GROUP INC 4.0 05/15/2029	150,000.00	07/24/2024 4.72%	145,377.00 145,395.44	97.90 4.49%	146,844.85 1,266.67	0.32% 1,449.41	A2/A+ A	4.79 4.27
<b>Total Corporate</b>		<b>2,960,000.00</b>	<b>4.41%</b>	<b>2,922,557.75</b> <b>2,934,641.27</b>	<b>99.49</b> <b>4.71%</b>	<b>2,944,316.92</b> <b>41,398.35</b>	<b>6.37%</b> <b>9,675.65</b>	<b>A1/A+</b> <b>A+</b>	<b>2.45</b> <b>2.15</b>

LAIF									
90LAIF\$00	Local Agency Investment Fund State Pool	5,178,787.05	-- 4.53%	5,178,787.05 5,178,787.05	1.00 4.53%	5,178,787.05 0.00	11.20% 0.00	NA/NA NA	0.00 0.00
<b>Total LAIF</b>		<b>5,178,787.05</b>	<b>4.53%</b>	<b>5,178,787.05</b> <b>5,178,787.05</b>	<b>1.00</b> <b>4.53%</b>	<b>5,178,787.05</b> <b>0.00</b>	<b>11.20%</b> <b>0.00</b>	<b>NA/NA</b> <b>NA</b>	<b>0.00</b> <b>0.00</b>

MONEY MARKET FUND									
31846V203	FIRST AMER:GVT OBLG Y	33,258.55	-- 4.91%	33,258.55 33,258.55	1.00 4.91%	33,258.55 0.00	0.07% 0.00	Aaa/ AAAm AAA	0.00 0.00
31846V203	FIRST AMER:GVT OBLG Y	4,262,941.35	-- 4.91%	4,262,941.35 4,262,941.35	1.00 4.91%	4,262,941.35 0.00	9.22% 0.00	Aaa/ AAAm AAA	0.00 0.00
<b>Total Money Market Fund</b>		<b>4,296,199.90</b>	<b>4.91%</b>	<b>4,296,199.90</b> <b>4,296,199.90</b>	<b>1.00</b> <b>4.91%</b>	<b>4,296,199.90</b> <b>0.00</b>	<b>9.29%</b> <b>0.00</b>	<b>Aaa/ AAAm AAA</b>	<b>0.00</b> <b>0.00</b>

SUPRANATIONAL									
4581X0DZ8	INTER-AMERICAN DEVELOPMENT BANK 0.5 09/23/2024	165,000.00	09/15/2021 0.52%	164,877.90 164,994.10	99.28 5.49%	163,818.64 293.33	0.35% (1,175.45)	Aaa/AAA NA	0.15 0.14
45950KCR9	INTERNATIONAL FINANCE CORP 1.375 10/16/2024	100,000.00	07/12/2021 0.54%	102,690.00 100,171.80	99.17 5.35%	99,166.92 401.04	0.21% (1,004.88)	Aaa/AAA NA	0.21 0.21
<b>Total Supranational</b>		<b>265,000.00</b>	<b>0.53%</b>	<b>267,567.90</b> <b>265,165.89</b>	<b>99.24</b> <b>5.43%</b>	<b>262,985.56</b> <b>694.38</b>	<b>0.57%</b> <b>(2,180.33)</b>	<b>Aaa/AAA</b> <b>NA</b>	<b>0.17</b> <b>0.17</b>

## US TREASURY

# HOLDINGS REPORT



Vallejo Flood & Wastewater District Cons | Account #10761 | As of July 31, 2024

Cusip	Security Description	Par Value/ Units	Purchase Date Purchase Yield	Cost Value Book Value	Mkt Price Mkt YTM	Market Value Accrued Int.	% of Port. Gain/Loss	Moody's/ S&P/ Fitch	Maturity Duration
912797KW6	UNITED STATES TREASURY 08/06/2024	400,000.00	05/09/2024 5.39%	394,869.11 399,708.47	99.93 4.45%	399,707.46 0.00	0.86% (1.01)	P-1/A-1+ F1+	0.02 0.02
912797GK7	UNITED STATES TREASURY 08/08/2024	3,000,000.00	07/24/2024 5.36%	2,993,859.83 2,996,929.92	99.90 4.68%	2,996,931.09 0.00	6.48% 1.18	P-1/A-1+ F1+	0.02 0.02
912797KX4	UNITED STATES TREASURY 08/13/2024	350,000.00	05/09/2024 5.38%	345,162.59 349,388.96	99.82 4.95%	349,383.71 0.00	0.76% (5.25)	P-1/A-1+ F1+	0.04 0.04
912797KY2	UNITED STATES TREASURY 08/20/2024	3,000,000.00	05/09/2024 5.39%	2,955,457.88 2,991,702.94	99.72 5.10%	2,991,635.79 0.00	6.47% (67.15)	P-1/A-1+ F1+	0.05 0.05
912797KZ9	UNITED STATES TREASURY 08/27/2024	700,000.00	05/09/2024 5.39%	688,917.43 697,356.45	99.62 5.18%	697,329.15 0.00	1.51% (27.30)	P-1/A-1+ F1+	0.07 0.07
912828YE4	UNITED STATES TREASURY 1.25 08/31/2024	250,000.00	01/08/2021 0.30%	258,554.69 250,193.25	99.64 5.54%	249,094.24 1,307.74	0.54% (1,099.02)	Aaa/AA+ AA+	0.08 0.08
912797LA3	UNITED STATES TREASURY 09/03/2024	900,000.00	05/09/2024 5.40%	884,821.40 895,681.95	99.52 5.21%	895,651.43 0.00	1.94% (30.53)	P-1/A-1+ F1+	0.09 0.09
912797KK2	UNITED STATES TREASURY 09/12/2024	2,000,000.00	05/09/2024 5.36%	1,963,937.50 1,987,883.00	99.38 5.26%	1,987,675.62 0.00	4.30% (207.38)	P-1/A-1+ F1+	0.12 0.12
91282CCX7	UNITED STATES TREASURY 0.375 09/15/2024	200,000.00	09/10/2021 0.44%	199,585.94 199,983.00	99.38 5.33%	198,768.23 283.29	0.43% (1,214.77)	Aaa/AA+ AA+	0.13 0.12
912797LH8	UNITED STATES TREASURY 09/17/2024	2,000,000.00	06/13/2024 5.37%	1,972,423.61 1,986,356.94	99.31 5.27%	1,986,234.22 0.00	4.30% (122.72)	P-1/A-1+ F1+	0.13 0.13
912797LJ4	UNITED STATES TREASURY 09/24/2024	1,000,000.00	06/13/2024 5.37%	985,217.08 992,173.75	99.21 5.27%	992,117.50 0.00	2.15% (56.25)	P-1/A-1+ F1+	0.15 0.15
912797KT3	UNITED STATES TREASURY 10/10/2024	3,000,000.00	05/09/2024 5.36%	2,934,068.48 2,969,835.25	99.00 5.22%	2,969,870.82 0.00	6.42% 35.57	P-1/A-1+ F1+	0.19 0.19
91282CDB4	UNITED STATES TREASURY 0.625 10/15/2024	200,000.00	10/14/2021 0.63%	199,984.38 199,998.93	99.05 5.24%	198,101.56 368.85	0.43% (1,897.37)	Aaa/AA+ AA+	0.21 0.21
912797KU0	UNITED STATES TREASURY 10/17/2024	3,000,000.00	07/08/2024 5.35%	2,956,635.42 2,966,609.27	98.90 5.21%	2,966,957.37 0.00	6.42% 348.10	P-1/A-1+ F1+	0.21 0.21
912797HE0	UNITED STATES TREASURY 10/31/2024	3,000,000.00	05/09/2024 5.38%	2,925,230.75 2,960,896.54	98.70 5.23%	2,961,088.02 0.00	6.40% 191.48	P-1/A-1+ F1+	0.25 0.25
91282CDH1	UNITED STATES TREASURY 0.75 11/15/2024	200,000.00	11/10/2021 0.80%	199,710.94 199,972.04	98.71 5.23%	197,426.56 317.93	0.43% (2,545.48)	Aaa/AA+ AA+	0.29 0.29
91282CDN8	UNITED STATES TREASURY 1.0 12/15/2024	200,000.00	02/01/2022 1.38%	197,882.81 199,724.99	98.48 5.12%	196,967.19 256.83	0.43% (2,757.80)	Aaa/AA+ AA+	0.38 0.37
912828Z52	UNITED STATES TREASURY 1.375 01/31/2025	200,000.00	06/07/2021 0.48%	206,500.00 200,891.68	98.20 5.07%	196,393.75 7.47	0.42% (4,497.93)	Aaa/AA+ AA+	0.50 0.49

# HOLDINGS REPORT



Vallejo Flood & Wastewater District Cons | Account #10761 | As of July 31, 2024

Cusip	Security Description	Par Value/ Units	Purchase Date Purchase Yield	Cost Value Book Value	Mkt Price Mkt YTM	Market Value Accrued Int.	% of Port. Gain/Loss	Moody's/ S&P/ Fitch	Maturity Duration
912828ZC7	UNITED STATES TREASURY 1.125 02/28/2025	200,000.00	02/09/2022 1.59%	197,226.56 199,474.69	97.79 5.01%	195,576.56 941.58	0.42% (3,898.13)	Aaa/AA+ AA+	0.58 0.57
912828ZF0	UNITED STATES TREASURY 0.5 03/31/2025	200,000.00	03/15/2022 2.05%	190,875.00 198,003.39	97.13 4.93%	194,259.37 336.07	0.42% (3,744.02)	Aaa/AA+ AA+	0.67 0.65
912828ZL7	UNITED STATES TREASURY 0.375 04/30/2025	200,000.00	03/22/2022 2.39%	187,906.25 197,099.21	96.70 4.92%	193,390.62 189.54	0.42% (3,708.58)	Aaa/AA+ AA+	0.75 0.73
912828K74	UNITED STATES TREASURY 2.0 08/15/2025	200,000.00	06/01/2022 2.83%	194,921.88 198,355.04	97.30 4.69%	194,598.44 1,846.15	0.42% (3,756.60)	Aaa/AA+ AA+	1.04 1.00
9128285C0	UNITED STATES TREASURY 3.0 09/30/2025	250,000.00	12/28/2022 4.24%	242,041.02 246,637.61	98.15 4.64%	245,380.86 2,520.49	0.53% (1,256.75)	Aaa/AA+ AA+	1.17 1.12
9128285J5	UNITED STATES TREASURY 3.0 10/31/2025	250,000.00	12/28/2022 4.24%	241,806.64 246,397.13	98.07 4.61%	245,166.02 1,895.38	0.53% (1,231.12)	Aaa/AA+ AA+	1.25 1.20
912828M56	UNITED STATES TREASURY 2.25 11/15/2025	200,000.00	08/29/2022 3.43%	192,835.94 197,120.93	97.13 4.57%	194,250.00 953.80	0.42% (2,870.93)	Aaa/AA+ AA+	1.29 1.25
9128286L9	UNITED STATES TREASURY 2.25 03/31/2026	250,000.00	12/28/2022 4.12%	235,869.14 242,779.94	96.57 4.40%	241,435.55 1,890.37	0.52% (1,344.39)	Aaa/AA+ AA+	1.67 1.60
9128286S4	UNITED STATES TREASURY 2.375 04/30/2026	250,000.00	12/29/2022 4.13%	236,445.31 242,905.23	96.67 4.37%	241,669.92 1,500.51	0.52% (1,235.31)	Aaa/AA+ AA+	1.75 1.68
912828YD6	UNITED STATES TREASURY 1.375 08/31/2026	250,000.00	01/05/2023 4.10%	227,158.20 236,976.92	94.30 4.26%	235,742.19 1,438.52	0.51% (1,234.73)	Aaa/AA+ AA+	2.08 2.01
912828U24	UNITED STATES TREASURY 2.0 11/15/2026	250,000.00	01/05/2023 4.06%	231,796.88 239,199.57	95.28 4.18%	238,203.13 1,059.78	0.52% (996.44)	Aaa/AA+ AA+	2.29 2.19
91282CJT9	UNITED STATES TREASURY 4.0 01/15/2027	250,000.00	01/22/2024 4.12%	249,130.86 249,283.44	99.61 4.17%	249,033.20 461.96	0.54% (250.24)	Aaa/AA+ AA+	2.46 2.31
912828V98	UNITED STATES TREASURY 2.25 02/15/2027	250,000.00	01/20/2023 3.65%	236,894.53 241,804.67	95.50 4.13%	238,740.24 2,596.15	0.52% (3,064.43)	Aaa/AA+ AA+	2.54 2.41
91282CEF4	UNITED STATES TREASURY 2.5 03/31/2027	200,000.00	12/12/2022 3.90%	189,023.44 193,199.99	96.03 4.09%	192,054.69 1,680.33	0.42% (1,145.30)	Aaa/AA+ AA+	2.67 2.52
91282CEW7	UNITED STATES TREASURY 3.25 06/30/2027	250,000.00	12/29/2022 4.02%	242,158.20 244,926.46	97.79 4.06%	244,472.66 706.52	0.53% (453.80)	Aaa/AA+ AA+	2.91 2.74
91282CFH9	UNITED STATES TREASURY 3.125 08/31/2027	250,000.00	01/20/2023 3.59%	245,068.36 246,699.53	97.31 4.06%	243,281.25 3,269.36	0.53% (3,418.28)	Aaa/AA+ AA+	3.08 2.87
91282CFM8	UNITED STATES TREASURY 4.125 09/30/2027	250,000.00	08/16/2023 4.52%	246,308.59 247,167.06	100.26 4.03%	250,654.30 3,465.68	0.54% 3,487.24	Aaa/AA+ AA+	3.17 2.90
9128283F5	UNITED STATES TREASURY 2.25 11/15/2027	200,000.00	06/07/2023 4.05%	185,554.69 189,297.46	94.52 4.05%	189,031.25 953.80	0.41% (266.21)	Aaa/AA+ AA+	3.29 3.11

# HOLDINGS REPORT



Vallejo Flood & Wastewater District Cons | Account #10761 | As of July 31, 2024

Cusip	Security Description	Par Value/ Units	Purchase Date Purchase Yield	Cost Value Book Value	Mkt Price Mkt YTM	Market Value Accrued Int.	% of Port. Gain/Loss	Moody's/ S&P/ Fitch	Maturity Duration
91282CDF5	UNITED STATES TREASURY 1.375 10/31/2028	250,000.00	06/26/2024 4.39%	220,458.98 221,110.48	89.95 3.97%	224,882.81 868.72	0.49% 3,772.33	Aaa/AA+ AA+	4.25 4.04
9128285M8	UNITED STATES TREASURY 3.125 11/15/2028	250,000.00	02/27/2024 4.34%	237,197.27 238,349.66	96.67 3.98%	241,669.92 1,655.91	0.52% 3,320.26	Aaa/AA+ AA+	4.29 3.94
91282CJW2	UNITED STATES TREASURY 4.0 01/31/2029	250,000.00	03/25/2024 4.25%	247,314.45 247,508.44	100.21 3.95%	250,517.58 27.17	0.54% 3,009.14	Aaa/AA+ AA+	4.50 4.08
9128286T2	UNITED STATES TREASURY 2.375 05/15/2029	250,000.00	05/17/2024 4.46%	226,943.36 227,867.65	93.17 3.95%	232,929.69 1,258.49	0.50% 5,062.04	Aaa/AA+ AA+	4.79 4.44
91282CLC3	UNITED STATES TREASURY 4.0 07/31/2029	200,000.00	07/30/2024 4.06%	199,421.88 199,422.20	100.34 3.92%	200,687.50 21.74	0.43% 1,265.30	Aaa/AA+ AA+	5.00 4.49
<b>Total US Treasury</b>		<b>28,950,000.00</b>	<b>4.89%</b>	<b>28,367,177.27</b> <b>28,636,874.02</b>	<b>98.84</b> <b>4.98%</b>	<b>28,608,961.44</b> <b>34,080.15</b>	<b>61.88%</b> <b>(27,912.58)</b>	<b>Aaa/AAA</b> <b>AAA</b>	<b>0.58</b> <b>0.54</b>
<b>Total Portfolio</b>		<b>46,593,923.58</b>	<b>4.68%</b>	<b>45,936,684.92</b> <b>46,231,484.27</b>	<b>77.70</b> <b>4.79%</b>	<b>46,235,166.58</b> <b>111,534.06</b>	<b>100.00%</b> <b>3,682.31</b>	<b>Aa1/AA+</b> <b>AA+</b>	<b>0.79</b> <b>0.71</b>
<b>Total Market Value + Accrued</b>						<b>46,346,700.64</b>			

# TRANSACTION LEDGER



Vallejo Flood & Wastewater District Cons | Account #10761 | As of July 31, 2024

Transaction Type	Settlement Date	CUSIP	Quantity	Security Description	Price	Acq/Disp Yield	Amount	Interest Pur/Sold	Total Amount	Gain/Loss
<b>ACQUISITIONS</b>										
Purchase	07/01/2024	31846V203	9,062.50	FIRST AMER:GVT OBLG Y	1.000	4.91%	(9,062.50)	0.00	(9,062.50)	0.00
Purchase	07/02/2024	31846V203	1,180.92	FIRST AMER:GVT OBLG Y	1.000	4.92%	(1,180.92)	0.00	(1,180.92)	0.00
Purchase	07/02/2024	31846V203	3,021,193.30	FIRST AMER:GVT OBLG Y	1.000	4.92%	(3,021,193.30)	0.00	(3,021,193.30)	0.00
Purchase	07/03/2024	31846V203	1,600,000.00	FIRST AMER:GVT OBLG Y	1.000	4.91%	(1,600,000.00)	0.00	(1,600,000.00)	0.00
Purchase	07/08/2024	31846V203	5,937.50	FIRST AMER:GVT OBLG Y	1.000	4.90%	(5,937.50)	0.00	(5,937.50)	0.00
Purchase	07/09/2024	912797KU0	3,000,000.00	UNITED STATES TREASURY 10/17/2024	98.555	5.35%	(2,956,635.42)	0.00	(2,956,635.42)	0.00
Purchase	07/15/2024	90LAIF\$00	57,781.14	Local Agency Investment Fund State Pool	1.000	4.53%	(57,781.14)	0.00	(57,781.14)	0.00
Purchase	07/15/2024	31846V203	285,526.63	FIRST AMER:GVT OBLG Y	1.000	4.92%	(285,526.63)	0.00	(285,526.63)	0.00
Purchase	07/15/2024	31846V203	1,447.73	FIRST AMER:GVT OBLG Y	1.000	4.92%	(1,447.73)	0.00	(1,447.73)	0.00
Purchase	07/16/2024	31846V203	3,077.25	FIRST AMER:GVT OBLG Y	1.000	4.92%	(3,077.25)	0.00	(3,077.25)	0.00
Purchase	07/16/2024	31846V203	3,300,000.00	FIRST AMER:GVT OBLG Y	1.000	4.92%	(3,300,000.00)	0.00	(3,300,000.00)	0.00
Purchase	07/18/2024	31846V203	2,449.54	FIRST AMER:GVT OBLG Y	1.000	4.92%	(2,449.54)	0.00	(2,449.54)	0.00
Purchase	07/22/2024	09290DAA9	175,000.00	BLACKROCK FUNDING INC 4.7 03/14/2029	100.229	4.64%	(175,400.75)	(2,924.44)	(178,325.19)	0.00
Purchase	07/23/2024	31846V203	3,900,000.00	FIRST AMER:GVT OBLG Y	1.000	4.92%	(3,900,000.00)	0.00	(3,900,000.00)	0.00
Purchase	07/25/2024	91324PEH1	150,000.00	UNITEDHEALTH GROUP INC 4.0 05/15/2029	96.918	4.72%	(145,377.00)	(1,166.67)	(146,543.67)	0.00
Purchase	07/25/2024	912797GK7	3,000,000.00	UNITED STATES TREASURY 08/08/2024	99.795	5.36%	(2,993,859.83)	0.00	(2,993,859.83)	0.00
Purchase	07/30/2024	31846V203	208,650.00	FIRST AMER:GVT OBLG Y	1.000	4.92%	(208,650.00)	0.00	(208,650.00)	0.00
Purchase	07/30/2024	31846V203	900,000.00	FIRST AMER:GVT OBLG Y	1.000	4.92%	(900,000.00)	0.00	(900,000.00)	0.00
Purchase	07/31/2024	90CHECK\$1	7,596,211.71	Checking Deposit Bank Account	1.000	0.00%	(7,596,211.71)	0.00	(7,596,211.71)	0.00
Purchase	07/31/2024	91282CLC3	200,000.00	UNITED STATES TREASURY 4.0 07/31/2029	99.711	4.06%	(199,421.88)	0.00	(199,421.88)	0.00
<b>Total Purchase</b>			<b>27,417,518.22</b>				<b>(27,363,213.10)</b>	<b>(4,091.11)</b>	<b>(27,367,304.21)</b>	<b>0.00</b>
<b>TOTAL ACQUISITIONS</b>			<b>27,417,518.22</b>				<b>(27,363,213.10)</b>	<b>(4,091.11)</b>	<b>(27,367,304.21)</b>	<b>0.00</b>

## DISPOSITIONS

# TRANSACTION LEDGER



Vallejo Flood & Wastewater District Cons | Account #10761 | As of July 31, 2024

Transaction Type	Settlement Date	CUSIP	Quantity	Security Description	Price	Acq/Disp Yield	Amount	Interest Pur/Sold	Total Amount	Gain/Loss
Maturity	07/02/2024	912797KH9	(3,000,000.00)	UNITED STATES TREASURY 07/02/2024	100.000	0.00%	3,000,000.00	0.00	3,000,000.00	0.00
Maturity	07/09/2024	912797KN6	(2,000,000.00)	UNITED STATES TREASURY 07/09/2024	100.000	0.00%	2,000,000.00	0.00	2,000,000.00	0.00
Maturity	07/15/2024	91282CCL3	(250,000.00)	UNITED STATES TREASURY 0.375 07/15/2024	100.000	0.38%	250,000.00	0.00	250,000.00	0.00
Maturity	07/15/2024	79466LAG9	(20,000.00)	SALESFORCE INC 0.625 07/15/2024	100.000	0.63%	20,000.00	0.00	20,000.00	0.00
Maturity	07/16/2024	912797KP1	(3,300,000.00)	UNITED STATES TREASURY 07/16/2024	100.000	0.00%	3,300,000.00	0.00	3,300,000.00	0.00
Maturity	07/23/2024	912797KQ9	(3,900,000.00)	UNITED STATES TREASURY 07/23/2024	100.000	0.00%	3,900,000.00	0.00	3,900,000.00	0.00
Maturity	07/30/2024	912797KR7	(900,000.00)	UNITED STATES TREASURY 07/30/2024	100.000	0.00%	900,000.00	0.00	900,000.00	0.00
Maturity	07/30/2024	91159HHX1	(200,000.00)	US BANCORP 2.4 07/30/2024	100.000	2.40%	200,000.00	0.00	200,000.00	0.00
<b>Total Maturity</b>			<b>(13,570,000.00)</b>				<b>13,570,000.00</b>	<b>0.00</b>	<b>13,570,000.00</b>	<b>0.00</b>
Sale	07/08/2024	31846V203	(370,000.00)	FIRST AMER:GVT OBLG Y	1.000	4.90%	370,000.00	0.00	370,000.00	0.00
Sale	07/09/2024	31846V203	(956,635.42)	FIRST AMER:GVT OBLG Y	1.000	4.91%	956,635.42	0.00	956,635.42	0.00
Sale	07/12/2024	31846V203	(1,010,000.00)	FIRST AMER:GVT OBLG Y	1.000	4.92%	1,010,000.00	0.00	1,010,000.00	0.00
Sale	07/19/2024	31846V203	(3,250,000.00)	FIRST AMER:GVT OBLG Y	1.000	4.92%	3,250,000.00	0.00	3,250,000.00	0.00
Sale	07/22/2024	31846V203	(176,340.12)	FIRST AMER:GVT OBLG Y	1.000	4.92%	176,340.12	0.00	176,340.12	0.00
Sale	07/25/2024	31846V203	(140,258.02)	FIRST AMER:GVT OBLG Y	1.000	4.92%	140,258.02	0.00	140,258.02	0.00
Sale	07/25/2024	31846V203	(2,993,859.83)	FIRST AMER:GVT OBLG Y	1.000	4.92%	2,993,859.83	0.00	2,993,859.83	0.00
Sale	07/26/2024	31846V203	(2,740,000.00)	FIRST AMER:GVT OBLG Y	1.000	4.92%	2,740,000.00	0.00	2,740,000.00	0.00
Sale	07/26/2024	31846V203	(1,000.00)	FIRST AMER:GVT OBLG Y	1.000	4.92%	1,000.00	0.00	1,000.00	0.00
Sale	07/31/2024	90CHECK\$1	(11,725,425.79)	Checking Deposit Bank Account	1.000	0.00%	11,725,425.79	0.00	11,725,425.79	0.00
Sale	07/31/2024	31846V203	(193,046.88)	FIRST AMER:GVT OBLG Y	1.000	4.93%	193,046.88	0.00	193,046.88	0.00
<b>Total Sale</b>			<b>(23,556,566.06)</b>				<b>23,556,566.06</b>	<b>0.00</b>	<b>23,556,566.06</b>	<b>0.00</b>
<b>TOTAL DISPOSITIONS</b>			<b>(37,126,566.06)</b>				<b>37,126,566.06</b>	<b>0.00</b>	<b>37,126,566.06</b>	<b>0.00</b>

# TRANSACTION LEDGER



Vallejo Flood & Wastewater District Cons | Account #10761 | As of July 31, 2024

Transaction Type	Settlement Date	CUSIP	Quantity	Security Description	Price	Acq/Disp Yield	Amount	Interest Pur/Sold	Total Amount	Gain/Loss
<b>OTHER</b>										
Cash Transfer	07/03/2024	CCYUSD	1,600,000.00	Cash		0.00%	1,600,000.00	0.00	1,600,000.00	0.00
Cash Transfer	07/08/2024	CCYUSD	(370,000.00)	Cash		0.00%	(370,000.00)	0.00	(370,000.00)	0.00
Cash Transfer	07/12/2024	CCYUSD	(1,010,000.00)	Cash		0.00%	(1,010,000.00)	0.00	(1,010,000.00)	0.00
Cash Transfer	07/19/2024	CCYUSD	(3,250,000.00)	Cash		0.00%	(3,250,000.00)	0.00	(3,250,000.00)	0.00
Cash Transfer	07/26/2024	CCYUSD	(2,740,000.00)	Cash		0.00%	(2,740,000.00)	0.00	(2,740,000.00)	0.00
Cash Transfer	07/31/2024	CCYUSD	(4,129,214.08)	Cash		0.00%	(4,129,214.08)	0.00	(4,129,214.08)	0.00
<b>Total Cash Transfer</b>			<b>(9,899,214.08)</b>				<b>(9,899,214.08)</b>	<b>0.00</b>	<b>(9,899,214.08)</b>	<b>0.00</b>
Coupon	07/01/2024	3137BKRJ1	0.00	FHMS K-047 A2 3.329 05/25/2025		2.86%	276.12	0.00	276.12	0.00
Coupon	07/01/2024	3137FBBX3	0.00	FHMS K-068 A2 3.244 08/25/2027		3.94%	337.92	0.00	337.92	0.00
Coupon	07/01/2024	3137FBU79	0.00	FHMS K-069 A2 3.187 09/25/2027		4.15%	358.54	0.00	358.54	0.00
Coupon	07/01/2024	3137BVZ82	0.00	FHMS K-063 A2 3.43 01/25/2027		4.22%	285.83	0.00	285.83	0.00
Coupon	07/01/2024	3137FETN0	0.00	FHMS K-073 A2 3.35 01/25/2028		4.25%	376.87	0.00	376.87	0.00
Coupon	07/01/2024	3137BNGT5	0.00	FHMS K-054 A2 2.745 01/25/2026		4.55%	571.88	0.00	571.88	0.00
Coupon	07/08/2024	3133EPVP7	0.00	FEDERAL FARM CREDIT BANKS FUNDING CORP 4.75 07/08/2026		4.48%	5,937.50	0.00	5,937.50	0.00
Coupon	07/15/2024	44933LAC7	0.00	HART 2021-A A3 0.38 09/15/2025		0.00%	0.46	0.00	0.46	0.00
Coupon	07/15/2024	91282CCL3	0.00	UNITED STATES TREASURY 0.375 07/15/2024		0.38%	468.75	0.00	468.75	0.00
Coupon	07/15/2024	47788UAC6	0.00	JDOT 2021 A3 0.36 09/15/2025		0.39%	0.94	0.00	0.94	0.00
Coupon	07/15/2024	47789QAC4	0.00	JDOT 2021-B A3 0.52 03/16/2026		0.53%	5.73	0.00	5.73	0.00
Coupon	07/15/2024	44934KAC8	0.00	HART 2021-B A3 0.38 01/15/2026		0.62%	5.11	0.00	5.11	0.00

# TRANSACTION LEDGER



Vallejo Flood & Wastewater District Cons | Account #10761 | As of July 31, 2024

Transaction Type	Settlement Date	CUSIP	Quantity	Security Description	Price	Acq/Disp Yield	Amount	Interest Pur/Sold	Total Amount	Gain/Loss
Coupon	07/15/2024	79466LAG9	0.00	SALESFORCE INC 0.625 07/15/2024		0.63%	62.50	0.00	62.50	0.00
Coupon	07/15/2024	89238JAC9	0.00	TAOT 2021-D A3 0.71 04/15/2026		0.71%	7.39	0.00	7.39	0.00
Coupon	07/15/2024	47787JAC2	0.00	JDOT 2022 A3 0.36 09/15/2026		2.35%	48.31	0.00	48.31	0.00
Coupon	07/15/2024	91282CJT9	0.00	UNITED STATES TREASURY 4.0 01/15/2027		4.12%	5,000.00	0.00	5,000.00	0.00
Coupon	07/15/2024	58770AAC7	0.00	MBART 2023-1 A3 4.51 11/15/2027		4.56%	169.12	0.00	169.12	0.00
Coupon	07/15/2024	89238DAD0	0.00	TAOT 2024-A A3 4.83 10/16/2028		4.89%	301.88	0.00	301.88	0.00
Coupon	07/15/2024	47800RAD5	0.00	JDOT 2024 A3 4.96 11/15/2028		5.01%	144.67	0.00	144.67	0.00
Coupon	07/15/2024	161571HT4	0.00	CHAIT 2023-1 A 5.16 09/15/2028		5.23%	623.50	0.00	623.50	0.00
Coupon	07/16/2024	362554AC1	0.00	GMCAR 2021-4 A3 0.68 09/16/2026		0.68%	6.34	0.00	6.34	0.00
Coupon	07/16/2024	362585AC5	0.00	GMCAR 2022-2 A3 3.1 02/16/2027		3.13%	67.80	0.00	67.80	0.00
Coupon	07/16/2024	362583AD8	0.00	GMCAR 2023-2 A3 4.47 02/16/2028		4.51%	186.25	0.00	186.25	0.00
Coupon	07/16/2024	36268GAD7	0.00	GMCAR 2024-1 A3 4.85 12/18/2028		4.91%	80.83	0.00	80.83	0.00
Coupon	07/18/2024	43815EAC8	0.00	HAROT 2021-3 A3 0.41 11/18/2025		0.41%	5.50	0.00	5.50	0.00
Coupon	07/20/2024	379929AD4	0.00	GMALT 2023-3 A3 5.38 11/20/2026		5.45%	134.50	0.00	134.50	0.00
Coupon	07/21/2024	43815GAC3	0.00	HAROT 2021-4 A3 0.88 01/21/2026		0.90%	10.26	0.00	10.26	0.00
Coupon	07/21/2024	43815JAC7	0.00	HAROT 2023-1 A3 5.04 04/21/2027		5.10%	147.00	0.00	147.00	0.00
Coupon	07/21/2024	438123AC5	0.00	HAROT 2023-4 A3 5.67 06/21/2028		5.75%	212.63	0.00	212.63	0.00

# TRANSACTION LEDGER



Vallejo Flood & Wastewater District Cons | Account #10761 | As of July 31, 2024

Transaction Type	Settlement Date	CUSIP	Quantity	Security Description	Price	Acq/Disp Yield	Amount	Interest Pur/Sold	Total Amount	Gain/Loss
Coupon	07/25/2024	05602RAD3	0.00	BMWOT 2022-A A3 3.21 08/25/2026		3.24%	58.26	0.00	58.26	0.00
Coupon	07/25/2024	05593AAC3	0.00	BMWLT 2023-1 A3 5.16 11/25/2025		5.22%	75.75	0.00	75.75	0.00
Coupon	07/30/2024	91159HHX1	0.00	US BANCORP 2.4 07/30/2024		2.40%	2,400.00	0.00	2,400.00	0.00
Coupon	07/30/2024	3133EPZY4	0.00	FEDERAL FARM CREDIT BANKS FUNDING CORP 5.0 07/30/2026		4.85%	6,250.00	0.00	6,250.00	0.00
Coupon	07/31/2024	912828Z52	0.00	UNITED STATES TREASURY 1.375 01/31/2025		0.48%	1,375.00	0.00	1,375.00	0.00
Coupon	07/31/2024	91282CJW2	0.00	UNITED STATES TREASURY 4.0 01/31/2029		4.25%	5,000.00	0.00	5,000.00	0.00
<b>Total Coupon</b>			<b>0.00</b>				<b>30,993.14</b>	<b>0.00</b>	<b>30,993.14</b>	<b>0.00</b>
Custody Fee	07/26/2024	CCYUSD	(1,000.00)	Cash		0.00%	(1,000.00)	0.00	(1,000.00)	0.00
<b>Total Custody Fee</b>			<b>(1,000.00)</b>				<b>(1,000.00)</b>	<b>0.00</b>	<b>(1,000.00)</b>	<b>0.00</b>
Dividend	07/15/2024	90LAIF\$00	0.00	Local Agency Investment Fund State Pool		4.51%	2,203.45	0.00	2,203.45	0.00
Dividend	07/31/2024	31846V203	0.00	FIRST AMER:GVT OBLG Y		4.92%	24,995.08	0.00	24,995.08	0.00
<b>Total Dividend</b>			<b>0.00</b>				<b>27,198.53</b>	<b>0.00</b>	<b>27,198.53</b>	<b>0.00</b>
Principal Paydown	07/01/2024	3137BKRJ1	209.11	FHMS K-047 A2 3.329 05/25/2025		2.86%	209.11	--	209.11	0.00
Principal Paydown	07/01/2024	3137FBU79	48.10	FHMS K-069 A2 3.187 09/25/2027		4.15%	48.10	--	48.10	(0.00)
Principal Paydown	07/15/2024	44933LAC7	1,447.73	HART 2021-A A3 0.38 09/15/2025		0.00%	1,447.73	--	1,447.73	0.00
Principal Paydown	07/15/2024	47788UAC6	818.61	JDOT 2021 A3 0.36 09/15/2025		0.39%	818.61	--	818.61	0.00
Principal Paydown	07/15/2024	47789QAC4	1,113.39	JDOT 2021-B A3 0.52 03/16/2026		0.53%	1,113.39	--	1,113.39	0.00
Principal Paydown	07/15/2024	44934KAC8	3,668.11	HART 2021-B A3 0.38 01/15/2026		0.62%	3,668.11	--	3,668.11	(0.00)

# TRANSACTION LEDGER



Vallejo Flood & Wastewater District Cons | Account #10761 | As of July 31, 2024

Transaction Type	Settlement Date	CUSIP	Quantity	Security Description	Price	Acq/Disp Yield	Amount	Interest Pur/Sold	Total Amount	Gain/Loss
Principal Paydown	07/15/2024	89238JAC9	1,243.58	TAOT 2021-D A3 0.71 04/15/2026		0.71%	1,243.58	--	1,243.58	0.00
Principal Paydown	07/15/2024	47787JAC2	1,844.58	JDOT 2022 A3 0.36 09/15/2026		2.35%	1,844.58	--	1,844.58	0.00
Principal Paydown	07/16/2024	362554AC1	1,013.16	GMCAR 2021-4 A3 0.68 09/16/2026		0.68%	1,013.16	--	1,013.16	0.00
Principal Paydown	07/16/2024	362585AC5	1,722.87	GMCAR 2022-2 A3 3.1 02/16/2027		3.13%	1,722.87	--	1,722.87	0.00
Principal Paydown	07/18/2024	43815EAC8	2,444.04	HAROT 2021-3 A3 0.41 11/18/2025		0.41%	2,444.04	--	2,444.04	(0.00)
Principal Paydown	07/21/2024	43815GAC3	1,480.68	HAROT 2021-4 A3 0.88 01/21/2026		0.90%	1,480.68	--	1,480.68	0.00
Principal Paydown	07/25/2024	05602RAD3	1,791.07	BMWOT 2022-A A3 3.21 08/25/2026		3.24%	1,791.07	--	1,791.07	(0.00)
Principal Paydown	07/25/2024	05593AAC3	1,896.20	BMWLT 2023-1 A3 5.16 11/25/2025		5.22%	1,896.20	--	1,896.20	0.00
<b>Total Principal Paydown</b>			<b>20,741.23</b>				<b>20,741.23</b>	<b>--</b>	<b>20,741.23</b>	<b>0.01</b>
<b>TOTAL OTHER TRANSACTIONS</b>			<b>(9,879,472.85)</b>				<b>(9,821,281.18)</b>	<b>0.00</b>	<b>(9,821,281.18)</b>	<b>0.01</b>

# INCOME EARNED



Vallejo Flood & Wastewater District Cons | Account #10761 | As of July 31, 2024

Cusip	Security Description	Trade Date Settle Date Units	Book Value: Begin Book Value: Acq Book Value: Disp Book Value: End	Prior Accrued Inc. Received Ending Accrued Total Interest	Accr. Of Discount Amort. Of Premium Net Accret/Amort Income Earned	Total Income
<b>CASH &amp; EQUIVALENTS</b>						
31846V203	FIRST AMER:GVT OBLG Y	4,296,199.90	2,888,814.80 13,238,525.37 (11,831,140.27) 4,296,199.90	0.00 22,374.22 0.00 22,374.22	0.00 0.00 0.00 22,374.22	22,374.22
90CHECK\$1	Checking Deposit Bank Account	547,191.13	4,676,405.21 7,596,211.71 (11,725,425.79) 547,191.13	0.00 0.00 0.00 0.00	0.00 0.00 0.00 0.00	0.00
912797GK7	UNITED STATES TREASURY 08/08/2024	07/24/2024 07/25/2024 3,000,000.00	0.00 2,993,859.83 0.00 2,996,929.92	0.00 0.00 0.00 0.00	3,070.09 0.00 3,070.09 3,070.09	3,070.09
912797KH9	UNITED STATES TREASURY 07/02/2024	0.00	2,999,564.74 0.00 (3,000,000.00) 0.00	0.00 0.00 0.00 0.00	435.27 0.00 435.27 435.27	435.27
912797KN6	UNITED STATES TREASURY 07/09/2024	06/13/2024 06/14/2024 0.00	1,997,670.00 0.00 (2,000,000.00) 0.00	0.00 0.00 0.00 0.00	2,330.00 0.00 2,330.00 2,330.00	2,330.00
912797KP1	UNITED STATES TREASURY 07/16/2024	05/09/2024 05/10/2024 0.00	3,292,796.38 0.00 (3,300,000.00) 0.00	0.00 0.00 0.00 0.00	7,203.62 0.00 7,203.62 7,203.62	7,203.62
912797KQ9	UNITED STATES TREASURY 07/23/2024	05/09/2024 05/10/2024 0.00	3,887,519.68 0.00 (3,900,000.00) 0.00	0.00 0.00 0.00 0.00	12,480.32 0.00 12,480.32 12,480.32	12,480.32
912797KR7	UNITED STATES TREASURY 07/30/2024	05/09/2024 05/10/2024 0.00	896,199.19 0.00 (900,000.00) 0.00	0.00 0.00 0.00 0.00	3,800.81 0.00 3,800.81 3,800.81	3,800.81
912797KW6	UNITED STATES TREASURY 08/06/2024	05/09/2024 05/10/2024 400,000.00	397,901.00 0.00 0.00 399,708.47	0.00 0.00 0.00 0.00	1,807.47 0.00 1,807.47 1,807.47	1,807.47

# INCOME EARNED



Vallejo Flood & Wastewater District Cons | Account #10761 | As of July 31, 2024

Cusip	Security Description	Trade Date Settle Date Units	Book Value: Begin Book Value: Acq Book Value: Disp Book Value: End	Prior Accrued Inc. Received Ending Accrued Total Interest	Accr. Of Discount Amort. Of Premium Net Accret/Amort Income Earned	Total Income
CCYUSD	Receivable	44,626.07	87,014.41 0.00 0.00 44,626.07	0.00 0.00 0.00 0.00	0.00 0.00 0.00 0.00	0.00
			<b>21,123,885.39</b>	<b>0.00</b>	<b>31,127.58</b>	
			<b>23,828,596.91</b>	<b>22,374.22</b>	<b>0.00</b>	
			<b>(36,656,566.06)</b>	<b>0.00</b>	<b>31,127.58</b>	
<b>Total Cash &amp; Equivalents</b>		<b>8,288,017.10</b>	<b>8,284,655.49</b>	<b>22,374.22</b>	<b>53,501.80</b>	<b>53,501.80</b>
<b>FIXED INCOME</b>						
00440EAV9	CHUBB INA HOLDINGS LLC 3.35 05/03/2026	03/14/2023 03/16/2023 150,000.00	146,452.62 0.00 0.00 146,616.50	809.58 0.00 1,228.33 418.75	163.89 0.00 163.89 582.64	582.64
023135CN4	AMAZON.COM INC 4.6 12/01/2025	12/28/2022 12/30/2022 100,000.00	99,978.68 0.00 0.00 99,979.95	383.33 0.00 766.67 383.33	1.28 0.00 1.28 384.61	384.61
037833BY5	APPLE INC 3.25 02/23/2026	02/21/2023 02/23/2023 150,000.00	146,506.64 0.00 0.00 146,686.53	1,733.33 0.00 2,139.58 406.25	179.89 0.00 179.89 586.14	586.14
05593AAC3	BMWLT 2023-1 A3 5.16 11/25/2025	02/07/2023 02/15/2023 15,719.82	17,615.81 0.00 (1,896.20) 15,719.64	15.15 75.75 13.52 74.12	0.03 0.00 0.03 74.15	74.15
05602RAD3	BMWOT 2022-A A3 3.21 08/25/2026	05/10/2022 05/18/2022 19,986.54	21,777.16 0.00 (1,791.07) 19,986.14	11.65 58.26 10.69 57.30	0.05 0.00 0.05 57.36	57.36
06367WB85	BANK OF MONTREAL 1.85 05/01/2025	08/29/2022 08/31/2022 125,000.00	122,874.89 0.00 0.00 123,091.59	385.42 0.00 578.13 192.71	216.71 0.00 216.71 409.41	409.41
06406RBN6	BANK OF NEW YORK MELLON CORP 4.543 02/01/2029	02/27/2024 02/29/2024 125,000.00	123,240.23 0.00 0.00 123,281.87	2,366.15 0.00 2,839.38 473.23	41.64 0.00 41.64 514.87	514.87

# INCOME EARNED



Vallejo Flood & Wastewater District Cons | Account #10761 | As of July 31, 2024

Cusip	Security Description	Trade Date Settle Date Units	Book Value: Begin Book Value: Acq Book Value: Disp Book Value: End	Prior Accrued Inc. Received Ending Accrued Total Interest	Accr. Of Discount Amort. Of Premium Net Accret/Amort Income Earned	Total Income
09290DAA9	BLACKROCK FUNDING INC 4.7 03/14/2029	07/19/2024 07/22/2024 175,000.00	0.00 175,400.75 0.00 175,398.35	0.00 (2,924.44) 3,130.07 205.63	0.00 (2.40) (2.40) 203.23	203.23
14913UAJ9	CATERPILLAR FINANCIAL SERVICES CORP 4.85 02/27/2029	05/17/2024 05/21/2024 150,000.00	150,057.12 0.00 0.00 150,056.08	2,505.83 0.00 3,112.08 606.25	0.00 (1.04) (1.04) 605.21	605.21
161571HT4	CHAIT 2023-1 A 5.16 09/15/2028	09/07/2023 09/15/2023 145,000.00	144,966.19 0.00 0.00 144,966.87	332.53 623.50 332.53 623.50	0.68 0.00 0.68 624.18	624.18
17275RBQ4	CISCO SYSTEMS INC 4.8 02/26/2027	02/21/2024 02/26/2024 75,000.00	74,913.71 0.00 0.00 74,916.47	1,250.00 0.00 1,550.00 300.00	2.76 0.00 2.76 302.76	302.76
17275RBR2	CISCO SYSTEMS INC 4.85 02/26/2029	02/27/2024 02/29/2024 100,000.00	100,142.50 0.00 0.00 100,139.86	1,684.03 0.00 2,088.19 404.17	0.00 (2.65) (2.65) 401.52	401.52
24422EXD6	JOHN DEERE CAPITAL CORP 5.15 09/08/2026	09/28/2023 10/02/2023 150,000.00	149,560.62 0.00 0.00 149,577.67	2,424.79 0.00 3,068.54 643.75	17.05 0.00 17.05 660.80	660.80
3130AVBD3	FEDERAL HOME LOAN BANKS 4.5 03/09/2029	03/14/2024 03/15/2024 200,000.00	201,452.38 0.00 0.00 201,426.08	2,800.00 0.00 3,550.00 750.00	0.00 (26.30) (26.30) 723.70	723.70
3130AWC24	FEDERAL HOME LOAN BANKS 4.0 06/09/2028	07/06/2023 07/10/2023 250,000.00	245,687.41 0.00 0.00 245,780.31	611.11 0.00 1,444.44 833.33	92.91 0.00 92.91 926.24	926.24
3130AWTQ3	FEDERAL HOME LOAN BANKS 4.625 09/11/2026	09/12/2023 09/13/2023 250,000.00	248,968.18 0.00 0.00 249,008.06	3,532.99 0.00 4,496.53 963.54	39.88 0.00 39.88 1,003.43	1,003.43

# INCOME EARNED



Vallejo Flood & Wastewater District Cons | Account #10761 | As of July 31, 2024

Cusip	Security Description	Trade Date Settle Date Units	Book Value: Begin Book Value: Acq Book Value: Disp Book Value: End	Prior Accrued Inc. Received Ending Accrued Total Interest	Accr. Of Discount Amort. Of Premium Net Accret/Amort Income Earned	Total Income
3130AWTR1	FEDERAL HOME LOAN BANKS 4.375 09/08/2028	09/07/2023 09/08/2023 250,000.00	248,932.27 0.00 0.00 248,953.90	3,433.16 0.00 4,344.62 911.46	21.63 0.00 21.63 933.09	933.09
3130B1BC0	FEDERAL HOME LOAN BANKS 4.625 06/08/2029	06/24/2024 06/25/2024 250,000.00	253,287.31 0.00 0.00 253,230.79	1,862.85 0.00 2,826.39 963.54	0.00 (56.52) (56.52) 907.02	907.02
3133EN5E6	FEDERAL FARM CREDIT BANKS FUNDING CORP 4.0 12/29/2025	12/29/2022 12/30/2022 250,000.00	249,062.57 0.00 0.00 249,115.80	55.56 5,000.00 888.89 5,833.33	53.22 0.00 53.22 5,886.56	5,886.56
3133ENPY0	FEDERAL FARM CREDIT BANKS FUNDING CORP 1.75 02/25/2025	03/16/2022 03/21/2022 200,000.00	199,539.84 0.00 0.00 199,599.52	1,225.00 0.00 1,516.67 291.67	59.69 0.00 59.69 351.35	351.35
3133EPSW6	FEDERAL FARM CREDIT BANKS FUNDING CORP 4.5 08/14/2026	08/09/2023 08/14/2023 270,000.00	269,561.45 0.00 0.00 269,579.01	4,623.75 0.00 5,636.25 1,012.50	17.56 0.00 17.56 1,030.06	1,030.06
3133EPVP7	FEDERAL FARM CREDIT BANKS FUNDING CORP 4.75 07/08/2026	12/06/2023 12/07/2023 250,000.00	251,253.84 0.00 0.00 251,201.10	5,706.60 5,937.50 758.68 989.58	0.00 (52.74) (52.74) 936.84	936.84
3133EPWK7	FEDERAL FARM CREDIT BANKS FUNDING CORP 4.5 09/22/2028	10/12/2023 10/16/2023 200,000.00	198,412.33 0.00 0.00 198,444.20	2,475.00 0.00 3,225.00 750.00	31.88 0.00 31.88 781.88	781.88
3133EPZY4	FEDERAL FARM CREDIT BANKS FUNDING CORP 5.0 07/30/2026	11/09/2023 11/10/2023 250,000.00	250,714.67 0.00 0.00 250,685.48	5,243.06 6,250.00 34.72 1,041.67	0.00 (29.19) (29.19) 1,012.48	1,012.48
3133ERAK7	FEDERAL FARM CREDIT BANKS FUNDING CORP 4.375 04/10/2029	04/10/2024 04/15/2024 250,000.00	247,222.62 0.00 0.00 247,271.99	2,460.94 0.00 3,372.40 911.46	49.37 0.00 49.37 960.83	960.83

# INCOME EARNED



Vallejo Flood & Wastewater District Cons | Account #10761 | As of July 31, 2024

Cusip	Security Description	Trade Date Settle Date Units	Book Value: Begin Book Value: Acq Book Value: Disp Book Value: End	Prior Accrued Inc. Received Ending Accrued Total Interest	Accr. Of Discount Amort. Of Premium Net Accret/Amort Income Earned	Total Income
3137BKRJ1	FHMS K-047 A2 3.329 05/25/2025	05/19/2022 05/24/2022 99,324.57	99,696.71 0.00 (209.11) 99,470.67	276.12 276.12 275.54 275.54	0.00 (16.93) (16.93) 258.61	258.61
3137BNGT5	FHMS K-054 A2 2.745 01/25/2026	02/15/2023 02/21/2023 250,000.00	243,376.58 0.00 0.00 243,750.58	571.88 571.88 571.88 571.88	374.00 0.00 374.00 945.88	945.88
3137BVZ82	FHMS K-063 A2 3.43 01/25/2027	12/05/2022 12/09/2022 100,000.00	98,038.73 0.00 0.00 98,105.25	285.83 285.83 285.83 285.83	66.52 0.00 66.52 352.35	352.35
3137FBBX3	FHMS K-068 A2 3.244 08/25/2027	05/12/2023 05/17/2023 125,000.00	122,327.89 0.00 0.00 122,401.45	337.92 337.92 337.92 337.92	73.57 0.00 73.57 411.49	411.49
3137FBU79	FHMS K-069 A2 3.187 09/25/2027	05/18/2023 05/23/2023 134,951.90	131,058.72 0.00 (48.10) 131,117.58	358.54 358.54 358.41 358.41	106.97 0.00 106.97 465.38	465.38
3137FETN0	FHMS K-073 A2 3.35 01/25/2028	05/24/2023 05/30/2023 135,000.00	130,994.19 0.00 0.00 131,091.28	376.88 376.87 376.88 376.87	97.09 0.00 97.09 473.96	473.96
362554AC1	GMCAR 2021-4 A3 0.68 09/16/2026	10/13/2021 10/21/2021 10,168.52	11,181.59 0.00 (1,013.16) 10,168.44	3.17 6.34 2.88 6.05	0.01 0.00 0.01 6.06	6.06
362583AD8	GMCAR 2023-2 A3 4.47 02/16/2028	04/04/2023 04/12/2023 50,000.00	49,998.98 0.00 0.00 49,999.00	93.13 186.25 93.13 186.25	0.02 0.00 0.02 186.27	186.27
362585AC5	GMCAR 2022-2 A3 3.1 02/16/2027	04/05/2022 04/13/2022 24,522.61	26,243.13 0.00 (1,722.87) 24,520.49	33.90 67.80 31.68 65.57	0.22 0.00 0.22 65.80	65.80

# INCOME EARNED



Vallejo Flood & Wastewater District Cons | Account #10761 | As of July 31, 2024

Cusip	Security Description	Trade Date Settle Date Units	Book Value: Begin Book Value: Acq Book Value: Disp Book Value: End	Prior Accrued Inc. Received Ending Accrued Total Interest	Accr. Of Discount Amort. Of Premium Net Accret/Amort Income Earned	Total Income
36268GAD7	GMCAR 2024-1 A3 4.85 12/18/2028	01/09/2024 01/17/2024 20,000.00	19,996.35 0.00 0.00 19,996.42	40.42 80.83 40.42 80.83	0.07 0.00 0.07 80.90	80.90
379929AD4	GMALT 2023-3 A3 5.38 11/20/2026	08/08/2023 08/16/2023 30,000.00	29,997.37 0.00 0.00 29,997.46	49.32 134.50 49.32 134.50	0.09 0.00 0.09 134.59	134.59
437076CV2	HOME DEPOT INC 4.95 09/30/2026	12/04/2023 150,000.00	150,092.92 0.00 0.00 150,089.15	1,876.88 0.00 2,495.63 618.75	3.29 (7.07) (3.78) 614.97	614.97
438123AC5	HAROT 2023-4 A3 5.67 06/21/2028	11/01/2023 11/08/2023 45,000.00	44,993.19 0.00 0.00 44,993.33	70.88 212.63 70.88 212.63	0.15 0.00 0.15 212.78	212.78
43815EAC8	HAROT 2021-3 A3 0.41 11/18/2025	08/17/2021 08/25/2021 13,652.89	16,096.89 0.00 (2,444.04) 13,652.86	2.38 5.50 2.02 5.14	0.01 0.00 0.01 5.15	5.15
43815GAC3	HAROT 2021-4 A3 0.88 01/21/2026	11/16/2021 11/24/2021 12,504.46	13,984.15 0.00 (1,480.68) 12,503.62	3.42 10.26 3.06 9.90	0.15 0.00 0.15 10.05	10.05
43815JAC7	HAROT 2023-1 A3 5.04 04/21/2027	02/16/2023 02/24/2023 35,000.00	34,995.61 0.00 0.00 34,995.75	49.00 147.00 49.00 147.00	0.13 0.00 0.13 147.13	147.13
44933LAC7	HART 2021-A A3 0.38 09/15/2025	04/20/2021 04/28/2021 0.00	1,447.70 0.00 (1,447.73) 0.00	0.24 0.46 0.00 0.22	0.03 0.00 0.03 0.25	0.25
44934KAC8	HART 2021-B A3 0.38 01/15/2026	07/20/2021 07/28/2021 12,461.67	16,128.80 0.00 (3,668.11) 12,460.95	2.72 5.11 2.10 4.49	0.27 0.00 0.27 4.76	4.76

# INCOME EARNED



Vallejo Flood & Wastewater District Cons | Account #10761 | As of July 31, 2024

Cusip	Security Description	Trade Date Settle Date Units	Book Value: Begin Book Value: Acq Book Value: Disp Book Value: End	Prior Accrued Inc. Received Ending Accrued Total Interest	Accr. Of Discount Amort. Of Premium Net Accret/Amort Income Earned	Total Income
4581X0DZ8	INTER-AMERICAN DEVELOPMENT BANK 0.5 09/23/2024	09/15/2021 09/23/2021 165,000.00	164,990.64 0.00 0.00 164,994.10	224.58 0.00 293.33 68.75	3.45 0.00 3.45 72.20	72.20
45950KCR9	INTERNATIONAL FINANCE CORP 1.375 10/16/2024	07/12/2021 07/14/2021 100,000.00	100,241.87 0.00 0.00 100,171.80	286.46 0.00 401.04 114.58	0.00 (70.08) (70.08) 44.51	44.51
46625HQW3	JPMORGAN CHASE & CO 3.3 04/01/2026	12/27/2023 12/29/2023 175,000.00	170,799.78 0.00 0.00 171,003.54	1,443.75 0.00 1,925.00 481.25	203.77 0.00 203.77 685.02	685.02
47787JAC2	JDOT 2022 A3 0.36 09/15/2026	03/10/2022 03/16/2022 23,142.60	24,984.64 0.00 (1,844.58) 23,140.34	25.76 48.31 23.86 46.41	0.28 0.00 0.28 46.69	46.69
47788UAC6	JDOT 2021 A3 0.36 09/15/2025	03/02/2021 03/10/2021 2,319.12	3,137.60 0.00 (818.61) 2,319.03	0.50 0.94 0.37 0.81	0.04 0.00 0.04 0.85	0.85
47789QAC4	JDOT 2021-B A3 0.52 03/16/2026	07/13/2021 07/21/2021 12,119.08	13,232.20 0.00 (1,113.39) 12,118.85	3.06 5.73 2.80 5.47	0.03 0.00 0.03 5.51	5.51
47800RAD5	JDOT 2024 A3 4.96 11/15/2028	03/11/2024 03/19/2024 35,000.00	34,998.16 0.00 0.00 34,998.20	77.16 144.67 77.16 144.67	0.04 0.00 0.04 144.71	144.71
532457CK2	ELI LILLY AND CO 4.5 02/09/2029	06/21/2024 06/24/2024 150,000.00	149,173.93 0.00 0.00 149,189.14	2,662.50 0.00 3,225.00 562.50	15.21 0.00 15.21 577.71	577.71
58770AAC7	MBART 2023-1 A3 4.51 11/15/2027	01/18/2023 01/25/2023 45,000.00	44,996.21 0.00 0.00 44,996.30	90.20 169.12 90.20 169.12	0.10 0.00 0.10 169.22	169.22

# INCOME EARNED



Vallejo Flood & Wastewater District Cons | Account #10761 | As of July 31, 2024

Cusip	Security Description	Trade Date Settle Date Units	Book Value: Begin Book Value: Acq Book Value: Disp Book Value: End	Prior Accrued Inc. Received Ending Accrued Total Interest	Accr. Of Discount Amort. Of Premium Net Accret/Amort Income Earned	Total Income
594918BJ2	MICROSOFT CORP 3.125 11/03/2025	01/20/2023 01/24/2023 150,000.00	147,829.79 0.00 0.00 147,967.09	755.21 0.00 1,145.83 390.63	137.30 0.00 137.30 527.92	527.92
665859AW4	NORTHERN TRUST CORP 4.0 05/10/2027	01/10/2023 01/12/2023 150,000.00	149,014.14 0.00 0.00 149,043.44	850.00 0.00 1,350.00 500.00	29.30 0.00 29.30 529.30	529.30
69371RS56	PACCAR FINANCIAL CORP 5.05 08/10/2026	08/03/2023 08/10/2023 125,000.00	124,956.09 0.00 0.00 124,957.86	2,472.40 0.00 2,998.44 526.04	1.77 0.00 1.77 527.81	527.81
713448CT3	PEPSICO INC 2.75 04/30/2025	12/28/2022 12/30/2022 150,000.00	147,771.24 0.00 0.00 147,999.27	698.96 0.00 1,042.71 343.75	228.02 0.00 228.02 571.77	571.77
78015K7C2	ROYAL BANK OF CANADA 2.25 11/01/2024	02/05/2021 02/09/2021 150,000.00	150,858.51 0.00 0.00 150,642.14	562.50 0.00 843.75 281.25	0.00 (216.37) (216.37) 64.88	64.88
79466LAG9	SALESFORCE INC 0.625 07/15/2024	06/29/2021 07/12/2021 0.00	19,999.87 0.00 (20,000.00) 0.00	57.64 62.50 0.00 4.86	0.13 0.00 0.13 4.99	4.99
857477BR3	STATE STREET CORP 1.746 02/06/2026	02/02/2022 02/07/2022 35,000.00	35,000.00 0.00 0.00 35,000.00	246.14 0.00 297.06 50.93	0.00 0.00 0.00 50.93	50.93
87612EBL9	TARGET CORP 2.25 04/15/2025	03/15/2022 03/21/2022 125,000.00	124,750.15 0.00 0.00 124,777.04	593.75 0.00 828.13 234.38	26.89 0.00 26.89 261.27	261.27
89236TKX2	TOYOTA MOTOR CREDIT CORP 5.0 08/14/2026	09/28/2023 10/02/2023 150,000.00	148,783.56 0.00 0.00 148,832.28	2,854.17 0.00 3,479.17 625.00	48.72 0.00 48.72 673.72	673.72

# INCOME EARNED



Vallejo Flood & Wastewater District Cons | Account #10761 | As of July 31, 2024

Cusip	Security Description	Trade Date Settle Date Units	Book Value: Begin Book Value: Acq Book Value: Disp Book Value: End	Prior Accrued Inc. Received Ending Accrued Total Interest	Accr. Of Discount Amort. Of Premium Net Accret/Amort Income Earned	Total Income
89238DAD0	TAOT 2024-A A3 4.83 10/16/2028	01/23/2024 01/30/2024 75,000.00	74,986.32 0.00 0.00 74,986.59	161.00 301.88 161.00 301.88	0.27 0.00 0.27 302.15	302.15
89238JAC9	TAOT 2021-D A3 0.71 04/15/2026	11/09/2021 11/15/2021 11,245.66	12,489.16 0.00 (1,243.58) 11,245.60	3.94 7.39 3.55 7.00	0.01 0.00 0.01 7.01	7.01
91159HHX1	US BANCORP 2.4 07/30/2024	02/05/2021 02/09/2021 0.00	200,000.00 0.00 (200,000.00) 0.00	2,013.33 2,400.00 0.00 386.67	0.00 0.00 0.00 386.67	386.67
912797HE0	UNITED STATES TREASURY 10/31/2024	05/09/2024 05/10/2024 3,000,000.00	2,947,575.58 0.00 0.00 2,960,896.54	0.00 0.00 0.00 0.00	13,320.96 0.00 13,320.96 13,320.96	13,320.96
912797KK2	UNITED STATES TREASURY 09/12/2024	05/09/2024 05/10/2024 2,000,000.00	1,978,939.50 0.00 0.00 1,987,883.00	0.00 0.00 0.00 0.00	8,943.50 0.00 8,943.50 8,943.50	8,943.50
912797KT3	UNITED STATES TREASURY 10/10/2024	05/09/2024 05/10/2024 3,000,000.00	2,956,476.58 0.00 0.00 2,969,835.25	0.00 0.00 0.00 0.00	13,358.67 0.00 13,358.67 13,358.67	13,358.67
912797KU0	UNITED STATES TREASURY 10/17/2024	07/08/2024 07/09/2024 3,000,000.00	0.00 2,956,635.42 0.00 2,966,609.27	0.00 0.00 0.00 0.00	9,973.85 0.00 9,973.85 9,973.85	9,973.85
912797KX4	UNITED STATES TREASURY 08/13/2024	05/09/2024 05/10/2024 350,000.00	347,810.44 0.00 0.00 349,388.96	0.00 0.00 0.00 0.00	1,578.52 0.00 1,578.52 1,578.52	1,578.52
912797KY2	UNITED STATES TREASURY 08/20/2024	05/09/2024 05/10/2024 3,000,000.00	2,978,165.63 0.00 0.00 2,991,702.94	0.00 0.00 0.00 0.00	13,537.31 0.00 13,537.31 13,537.31	13,537.31

# INCOME EARNED



Vallejo Flood & Wastewater District Cons | Account #10761 | As of July 31, 2024

Cusip	Security Description	Trade Date Settle Date Units	Book Value: Begin Book Value: Acq Book Value: Disp Book Value: End	Prior Accrued Inc. Received Ending Accrued Total Interest	Accr. Of Discount Amort. Of Premium Net Accret/Amort Income Earned	Total Income
912797KZ9	UNITED STATES TREASURY 08/27/2024	05/09/2024 05/10/2024 700,000.00	694,204.53 0.00 0.00 697,356.45	0.00 0.00 0.00 0.00	3,151.92 0.00 3,151.92 3,151.92	3,151.92
912797LA3	UNITED STATES TREASURY 09/03/2024	05/09/2024 05/10/2024 900,000.00	891,625.60 0.00 0.00 895,681.95	0.00 0.00 0.00 0.00	4,056.35 0.00 4,056.35 4,056.35	4,056.35
912797LH8	UNITED STATES TREASURY 09/17/2024	06/13/2024 06/14/2024 2,000,000.00	1,977,358.33 0.00 0.00 1,986,356.94	0.00 0.00 0.00 0.00	8,998.61 0.00 8,998.61 8,998.61	8,998.61
912797LJ4	UNITED STATES TREASURY 09/24/2024	06/13/2024 06/14/2024 1,000,000.00	987,680.90 0.00 0.00 992,173.75	0.00 0.00 0.00 0.00	4,492.85 0.00 4,492.85 4,492.85	4,492.85
9128283F5	UNITED STATES TREASURY 2.25 11/15/2027	06/07/2023 06/08/2023 200,000.00	189,021.21 0.00 0.00 189,297.46	574.73 0.00 953.80 379.08	276.25 0.00 276.25 655.33	655.33
9128285C0	UNITED STATES TREASURY 3.0 09/30/2025	12/28/2022 12/29/2022 250,000.00	246,392.35 0.00 0.00 246,637.61	1,885.25 0.00 2,520.49 635.25	245.26 0.00 245.26 880.50	880.50
9128285J5	UNITED STATES TREASURY 3.0 10/31/2025	12/28/2022 12/29/2022 250,000.00	246,152.20 0.00 0.00 246,397.13	1,263.59 0.00 1,895.38 631.79	244.93 0.00 244.93 876.73	876.73
9128285M8	UNITED STATES TREASURY 3.125 11/15/2028	02/27/2024 02/28/2024 250,000.00	238,119.19 0.00 0.00 238,349.66	997.79 0.00 1,655.91 658.12	230.48 0.00 230.48 888.60	888.60
9128286L9	UNITED STATES TREASURY 2.25 03/31/2026	12/28/2022 12/29/2022 250,000.00	242,411.20 0.00 0.00 242,779.94	1,413.93 0.00 1,890.37 476.43	368.73 0.00 368.73 845.17	845.17

# INCOME EARNED



Vallejo Flood & Wastewater District Cons | Account #10761 | As of July 31, 2024

Cusip	Security Description	Trade Date Settle Date Units	Book Value: Begin Book Value: Acq Book Value: Disp Book Value: End	Prior Accrued Inc. Received Ending Accrued Total Interest	Accr. Of Discount Amort. Of Premium Net Accret/Amort Income Earned	Total Income
9128286S4	UNITED STATES TREASURY 2.375 04/30/2026	12/29/2022 12/30/2022 250,000.00	242,559.96 0.00 0.00 242,905.23	1,000.34 0.00 1,500.51 500.17	345.27 0.00 345.27 845.44	845.44
9128286T2	UNITED STATES TREASURY 2.375 05/15/2029	05/17/2024 05/20/2024 250,000.00	227,475.14 0.00 0.00 227,867.65	758.32 0.00 1,258.49 500.17	392.51 0.00 392.51 892.68	892.68
912828K74	UNITED STATES TREASURY 2.0 08/15/2025	06/01/2022 06/02/2022 200,000.00	198,220.49 0.00 0.00 198,355.04	1,505.49 0.00 1,846.15 340.66	134.55 0.00 134.55 475.21	475.21
912828M56	UNITED STATES TREASURY 2.25 11/15/2025	08/29/2022 08/31/2022 200,000.00	196,931.44 0.00 0.00 197,120.93	574.73 0.00 953.80 379.08	189.49 0.00 189.49 568.57	568.57
912828U24	UNITED STATES TREASURY 2.0 11/15/2026	01/05/2023 01/06/2023 250,000.00	238,799.07 0.00 0.00 239,199.57	638.59 0.00 1,059.78 421.20	400.49 0.00 400.49 821.69	821.69
912828V98	UNITED STATES TREASURY 2.25 02/15/2027	01/20/2023 01/23/2023 250,000.00	241,530.90 0.00 0.00 241,804.67	2,117.10 0.00 2,596.15 479.05	273.77 0.00 273.77 752.82	752.82
912828YD6	UNITED STATES TREASURY 1.375 08/31/2026	01/05/2023 01/06/2023 250,000.00	236,445.71 0.00 0.00 236,976.92	1,148.95 0.00 1,438.52 289.57	531.20 0.00 531.20 820.78	820.78
912828YE4	UNITED STATES TREASURY 1.25 08/31/2024	01/08/2021 01/11/2021 250,000.00	250,392.95 0.00 0.00 250,193.25	1,044.50 0.00 1,307.74 263.25	0.00 (199.70) (199.70) 63.55	63.55
912828Z52	UNITED STATES TREASURY 1.375 01/31/2025	06/07/2021 06/07/2021 200,000.00	201,042.73 0.00 0.00 200,891.68	1,148.35 1,375.00 7.47 234.12	0.00 (151.05) (151.05) 83.07	83.07

# INCOME EARNED



Vallejo Flood & Wastewater District Cons | Account #10761 | As of July 31, 2024

Cusip	Security Description	Trade Date Settle Date Units	Book Value: Begin Book Value: Acq Book Value: Disp Book Value: End	Prior Accrued Inc. Received Ending Accrued Total Interest	Accr. Of Discount Amort. Of Premium Net Accret/Amort Income Earned	Total Income
912828ZC7	UNITED STATES TREASURY 1.125 02/28/2025	02/09/2022 02/10/2022 200,000.00	199,397.51 0.00 0.00 199,474.69	752.04 0.00 941.58 189.54	77.18 0.00 77.18 266.72	266.72
912828ZF0	UNITED STATES TREASURY 0.5 03/31/2025	03/15/2022 03/21/2022 200,000.00	197,747.63 0.00 0.00 198,003.39	251.37 0.00 336.07 84.70	255.76 0.00 255.76 340.46	340.46
912828ZL7	UNITED STATES TREASURY 0.375 04/30/2025	03/22/2022 03/23/2022 200,000.00	196,768.60 0.00 0.00 197,099.21	126.36 0.00 189.54 63.18	330.61 0.00 330.61 393.78	393.78
91282CCL3	UNITED STATES TREASURY 0.375 07/15/2024	07/13/2021 07/15/2021 0.00	249,995.76 0.00 (250,000.00) 0.00	432.69 468.75 0.00 36.06	4.24 0.00 4.24 40.30	40.30
91282CCX7	UNITED STATES TREASURY 0.375 09/15/2024	09/10/2021 09/15/2021 200,000.00	199,971.29 0.00 0.00 199,983.00	220.11 0.00 283.29 63.18	11.71 0.00 11.71 74.89	74.89
91282CDB4	UNITED STATES TREASURY 0.625 10/15/2024	10/14/2021 10/15/2021 200,000.00	199,998.49 0.00 0.00 199,998.93	262.98 0.00 368.85 105.87	0.44 0.00 0.44 106.32	106.32
91282CDF5	UNITED STATES TREASURY 1.375 10/31/2028	06/26/2024 06/27/2024 250,000.00	220,533.44 0.00 0.00 221,110.48	579.14 0.00 868.72 289.57	577.05 0.00 577.05 866.62	866.62
91282CDH1	UNITED STATES TREASURY 0.75 11/15/2024	11/10/2021 11/15/2021 200,000.00	199,963.87 0.00 0.00 199,972.04	191.58 0.00 317.93 126.36	8.18 0.00 8.18 134.53	134.53
91282CDN8	UNITED STATES TREASURY 1.0 12/15/2024	02/01/2022 02/02/2022 200,000.00	199,662.30 0.00 0.00 199,724.99	87.43 0.00 256.83 169.40	62.69 0.00 62.69 232.09	232.09

# INCOME EARNED



Vallejo Flood & Wastewater District Cons | Account #10761 | As of July 31, 2024

Cusip	Security Description	Trade Date Settle Date Units	Book Value: Begin Book Value: Acq Book Value: Disp Book Value: End	Prior Accrued Inc. Received Ending Accrued Total Interest	Accr. Of Discount Amort. Of Premium Net Accret/Amort Income Earned	Total Income
91282CEF4	UNITED STATES TREASURY 2.5 03/31/2027	12/12/2022 12/13/2022 200,000.00	192,983.12 0.00 0.00 193,199.99	1,256.83 0.00 1,680.33 423.50	216.87 0.00 216.87 640.37	640.37
91282CEW7	UNITED STATES TREASURY 3.25 06/30/2027	12/29/2022 12/30/2022 250,000.00	244,778.50 0.00 0.00 244,926.46	22.08 4,062.50 706.52 4,746.94	147.96 0.00 147.96 4,894.90	4,894.90
91282CFH9	UNITED STATES TREASURY 3.125 08/31/2027	01/20/2023 01/23/2023 250,000.00	246,608.58 0.00 0.00 246,699.53	2,611.24 0.00 3,269.36 658.12	90.95 0.00 90.95 749.06	749.06
91282CFM8	UNITED STATES TREASURY 4.125 09/30/2027	08/16/2023 08/17/2023 250,000.00	247,091.02 0.00 0.00 247,167.06	2,592.21 0.00 3,465.68 873.46	76.04 0.00 76.04 949.50	949.50
91282CJT9	UNITED STATES TREASURY 4.0 01/15/2027	01/22/2024 01/23/2024 250,000.00	249,258.67 0.00 0.00 249,283.44	4,615.38 5,000.00 461.96 846.57	24.76 0.00 24.76 871.34	871.34
91282CJW2	UNITED STATES TREASURY 4.0 01/31/2029	03/25/2024 03/26/2024 250,000.00	247,461.46 0.00 0.00 247,508.44	4,175.82 5,000.00 27.17 851.35	46.98 0.00 46.98 898.33	898.33
91282CLC3	UNITED STATES TREASURY 4.0 07/31/2029	07/30/2024 07/31/2024 200,000.00	0.00 199,421.88 0.00 199,422.20	0.00 0.00 21.74 21.74	0.32 0.00 0.32 22.06	22.06
91324PEH1	UNITEDHEALTH GROUP INC 4.0 05/15/2029	07/24/2024 07/25/2024 150,000.00	0.00 145,377.00 0.00 145,395.44	0.00 (1,166.67) 1,266.67 100.00	18.44 0.00 18.44 118.44	118.44
			<b>29,693,376.24</b>	<b>102,696.33</b>	<b>89,403.71</b>	
			<b>3,476,835.05</b>	<b>35,964.53</b>	<b>(832.03)</b>	
			<b>(490,741.22)</b>	<b>111,534.06</b>	<b>88,571.67</b>	
<b>Total Fixed Income</b>		<b>33,127,119.43</b>	<b>32,768,041.74</b>	<b>44,802.26</b>	<b>133,373.93</b>	<b>133,373.93</b>

**LAIF**

# INCOME EARNED



Vallejo Flood & Wastewater District Cons | Account #10761 | As of July 31, 2024

Cusip	Security Description	Trade Date Settle Date Units	Book Value: Begin Book Value: Acq Book Value: Disp Book Value: End	Prior Accrued Inc. Received Ending Accrued Total Interest	Accr. Of Discount Amort. Of Premium Net Accret/Amort Income Earned	Total Income
90LAIF\$00	Local Agency Investment Fund State Pool	5,178,787.05	5,121,005.91 57,781.14 0.00 5,178,787.05	0.00 57,781.14 0.00 57,781.14	0.00 0.00 0.00 57,781.14	57,781.14
<b>Total LAIF</b>			<b>5,178,787.05</b>	<b>57,781.14</b>	<b>57,781.14</b>	<b>57,781.14</b>
<b>TOTAL PORTFOLIO</b>			<b>46,231,484.27</b>	<b>124,957.62</b>	<b>244,656.87</b>	<b>244,656.87</b>

# CASH FLOW REPORT



Vallejo Flood & Wastewater District Cons | Account #10761 | As of July 31, 2024

Payment Date	Transaction Type	CUSIP	Quantity	Security Description	Principal Amount	Income	Total Amount
<b>AUGUST 2024</b>							
08/01/2024	Dividend	31846V203	0.00		489.98		489.98
08/01/2024	Dividend	31846V203	0.00		24,505.10		24,505.10
08/01/2024	Coupon	06406RBN6	0.00	BANK OF NEW YORK MELLON CORP 4.543 02/01/2029		2,839.38	2,839.38
08/06/2024	Coupon	857477BR3	0.00	STATE STREET CORP 1.746 02/06/2026		305.55	305.55
08/06/2024	Maturity	912797KW6	(400,000.00)	UNITED STATES TREASURY 08/06/2024	400,000.00		400,000.00
08/08/2024	Maturity	912797GK7	(3,000,000.00)	UNITED STATES TREASURY 08/08/2024	3,000,000.00		3,000,000.00
08/09/2024	Coupon	532457CK2	0.00	ELI LILLY AND CO 4.5 02/09/2029		3,375.00	3,375.00
08/12/2024	Coupon	69371RS56	0.00	PACCAR FINANCIAL CORP 5.05 08/10/2026		3,156.25	3,156.25
08/13/2024	Maturity	912797KX4	(350,000.00)	UNITED STATES TREASURY 08/13/2024	350,000.00		350,000.00
08/14/2024	Coupon	3133EPSW6	0.00	FEDERAL FARM CREDIT BANKS FUNDING CORP 4.5 08/14/2026		6,075.00	6,075.00
08/14/2024	Coupon	89236TKX2	0.00	TOYOTA MOTOR CREDIT CORP 5.0 08/14/2026		3,750.00	3,750.00
08/15/2024	Coupon	161571HT4	0.00	CHAIT 2023-1 A 5.16 09/15/2028		623.50	623.50
08/15/2024	Coupon	44934KAC8	0.00	HART 2021-B A3 0.38 01/15/2026		3.95	3.95
08/15/2024	Principal Paydown	44934KAC8	(3,750.58)	HART 2021-B A3 0.38 01/15/2026	3,750.58		3,750.58
08/15/2024	Coupon	47788UAC6	0.00	JDOT 2021 A3 0.36 09/15/2025		0.70	0.70
08/15/2024	Principal Paydown	47788UAC6	(1,100.42)	JDOT 2021 A3 0.36 09/15/2025	1,100.42		1,100.42
08/15/2024	Coupon	47789QAC4	0.00	JDOT 2021-B A3 0.52 03/16/2026		5.25	5.25
08/15/2024	Principal Paydown	47789QAC4	(1,439.50)	JDOT 2021-B A3 0.52 03/16/2026	1,439.50		1,439.50
08/15/2024	Coupon	47787JAC2	0.00	JDOT 2022 A3 0.36 09/15/2026		44.74	44.74
08/15/2024	Principal Paydown	47787JAC2	(2,244.82)	JDOT 2022 A3 0.36 09/15/2026	2,244.82		2,244.82
08/15/2024	Coupon	47800RAD5	0.00	JDOT 2024 A3 4.96 11/15/2028		144.67	144.67
08/15/2024	Coupon	58770AAC7	0.00	MBART 2023-1 A3 4.51 11/15/2027		169.12	169.12
08/15/2024	Coupon	89238JAC9	0.00	TAOT 2021-D A3 0.71 04/15/2026		6.65	6.65
08/15/2024	Principal Paydown	89238JAC9	(1,351.81)	TAOT 2021-D A3 0.71 04/15/2026	1,351.81		1,351.81
08/15/2024	Coupon	89238DAD0	0.00	TAOT 2024-A A3 4.83 10/16/2028		301.88	301.88
08/15/2024	Maturity	912797KB2	(3,000,000.00)	UNITED STATES TREASURY 08/15/2024	3,000,000.00		3,000,000.00
08/15/2024	Coupon	912828K74	0.00	UNITED STATES TREASURY 2.0 08/15/2025		2,000.00	2,000.00
08/15/2024	Coupon	912828V98	0.00	UNITED STATES TREASURY 2.25 02/15/2027		2,812.50	2,812.50
08/16/2024	Coupon	362554AC1	0.00	GMCAR 2021-4 A3 0.68 09/16/2026		5.76	5.76

# CASH FLOW REPORT



Vallejo Flood & Wastewater District Cons | Account #10761 | As of July 31, 2024

Payment Date	Transaction Type	CUSIP	Quantity	Security Description	Principal Amount	Income	Total Amount
08/16/2024	Principal Paydown	362554AC1	(1,030.32)	GMCAR 2021-4 A3 0.68 09/16/2026	1,030.32		1,030.32
08/16/2024	Coupon	362585AC5	0.00	GMCAR 2022-2 A3 3.1 02/16/2027		63.35	63.35
08/16/2024	Principal Paydown	362585AC5	(1,790.82)	GMCAR 2022-2 A3 3.1 02/16/2027	1,790.82		1,790.82
08/16/2024	Coupon	362583AD8	0.00	GMCAR 2023-2 A3 4.47 02/16/2028		186.25	186.25
08/16/2024	Coupon	36268GAD7	0.00	GMCAR 2024-1 A3 4.85 12/18/2028		80.83	80.83
08/20/2024	Coupon	379929AD4	30,000.00	GMALT 2023-3 A3 5.38 11/20/2026		134.50	134.50
08/20/2024	Final Maturity	912797KY2	3,000,000.00	UNITED STATES TREASURY 08/20/2024	3,000,000.00		3,000,000.00
08/21/2024	Coupon	438123AC5	45,000.00	HAROT 2023-4 A3 5.67 06/21/2028		212.63	212.63
08/21/2024	Coupon	43815GAC3	12,504.46	HAROT 2021-4 A3 0.88 01/21/2026		9.17	9.17
08/21/2024	Principal Paydown	43815GAC3	12,504.46	HAROT 2021-4 A3 0.88 01/21/2026	1,439.62		1,439.62
08/21/2024	Coupon	43815JAC7	35,000.00	HAROT 2023-1 A3 5.04 04/21/2027		147.00	147.00
08/23/2024	Coupon	037833BY5	150,000.00	APPLE INC 3.25 02/23/2026		2,437.50	2,437.50
08/26/2024	Coupon	05593AAC3	15,719.82	BMWLT 2023-1 A3 5.16 11/25/2025		67.60	67.60
08/26/2024	Principal Paydown	05593AAC3	15,719.82	BMWLT 2023-1 A3 5.16 11/25/2025	2,723.33		2,723.33
08/26/2024	Coupon	05602RAD3	19,986.54	BMWOT 2022-A A3 3.21 08/25/2026		53.46	53.46
08/26/2024	Principal Paydown	05602RAD3	19,986.54	BMWOT 2022-A A3 3.21 08/25/2026	1,891.39		1,891.39
08/26/2024	Coupon	17275RBQ4	75,000.00	CISCO SYSTEMS INC 4.8 02/26/2027		1,800.00	1,800.00
08/26/2024	Coupon	17275RBR2	100,000.00	CISCO SYSTEMS INC 4.85 02/26/2029		2,425.00	2,425.00
08/26/2024	Coupon	3133ENPY0	200,000.00	FEDERAL FARM CREDIT BANKS FUNDING CORP 1.75 02/25/2025		1,750.00	1,750.00
08/26/2024	Coupon	3137BKRJ1	99,324.57	FHMS K-047 A2 3.329 05/25/2025		275.54	275.54
08/26/2024	Coupon	3137BNGT5	250,000.00	FHMS K-054 A2 2.745 01/25/2026		571.88	571.88
08/26/2024	Coupon	3137BVZ82	100,000.00	FHMS K-063 A2 3.43 01/25/2027		285.83	285.83
08/26/2024	Coupon	3137FBBX3	125,000.00	FHMS K-068 A2 3.244 08/25/2027		337.92	337.92
08/26/2024	Coupon	3137FBU79	134,951.90	FHMS K-069 A2 3.187 09/25/2027		358.41	358.41
08/26/2024	Coupon	3137FETN0	135,000.00	FHMS K-073 A2 3.35 01/25/2028		376.88	376.88
08/27/2024	Coupon	14913UUAJ9	150,000.00	CATERPILLAR FINANCIAL SERVICES CORP 4.85 02/27/2029		3,637.50	3,637.50
08/27/2024	Final Maturity	912797KZ9	700,000.00	UNITED STATES TREASURY 08/27/2024	700,000.00		700,000.00
<b>August 2024 Total</b>					<b>10,493,757.69</b>	<b>40,831.13</b>	<b>10,534,588.83</b>
<b>SEPTEMBER 2024</b>							
09/03/2024	Final Maturity	912797LA3	900,000.00	UNITED STATES TREASURY 09/03/2024	900,000.00		900,000.00

# CASH FLOW REPORT



Vallejo Flood & Wastewater District Cons | Account #10761 | As of July 31, 2024

Payment Date	Transaction Type	CUSIP	Quantity	Security Description	Principal Amount	Income	Total Amount
09/03/2024	Coupon	912828YD6	250,000.00	UNITED STATES TREASURY 1.375 08/31/2026		1,718.75	1,718.75
09/03/2024	Coupon	912828YE4	250,000.00	UNITED STATES TREASURY 1.25 08/31/2024		1,562.50	1,562.50
09/03/2024	Final Maturity	912828YE4	250,000.00	UNITED STATES TREASURY 1.25 08/31/2024	250,000.00		250,000.00
09/03/2024	Coupon	912828ZC7	200,000.00	UNITED STATES TREASURY 1.125 02/28/2025		1,125.00	1,125.00
09/03/2024	Coupon	91282CFH9	250,000.00	UNITED STATES TREASURY 3.125 08/31/2027		3,906.25	3,906.25
09/09/2024	Coupon	24422EXD6	150,000.00	JOHN DEERE CAPITAL CORP 5.15 09/08/2026		3,862.50	3,862.50
09/09/2024	Coupon	3130AVBD3	200,000.00	FEDERAL HOME LOAN BANKS 4.5 03/09/2029		4,500.00	4,500.00
09/09/2024	Coupon	3130AWTR1	250,000.00	FEDERAL HOME LOAN BANKS 4.375 09/08/2028		5,468.75	5,468.75
09/11/2024	Coupon	3130AWTQ3	250,000.00	FEDERAL HOME LOAN BANKS 4.625 09/11/2026		5,781.25	5,781.25
09/12/2024	Final Maturity	912797KK2	2,000,000.00	UNITED STATES TREASURY 09/12/2024	2,000,000.00		2,000,000.00
09/16/2024	Coupon	09290DAA9	175,000.00	BLACKROCK FUNDING INC 4.7 03/14/2029		4,112.50	4,112.50
09/16/2024	Coupon	161571HT4	145,000.00	CHAIT 2023-1 A 5.16 09/15/2028		623.50	623.50
09/16/2024	Coupon	362554AC1	9,138.20	GMCAR 2021-4 A3 0.68 09/16/2026		5.30	5.30
09/16/2024	Principal Paydown	362554AC1	9,138.20	GMCAR 2021-4 A3 0.68 09/16/2026	937.57		937.57
09/16/2024	Coupon	362583AD8	50,000.00	GMCAR 2023-2 A3 4.47 02/16/2028		186.25	186.25
09/16/2024	Coupon	362585AC5	22,731.79	GMCAR 2022-2 A3 3.1 02/16/2027		58.55	58.55
09/16/2024	Principal Paydown	362585AC5	22,731.79	GMCAR 2022-2 A3 3.1 02/16/2027	1,810.16		1,810.16
09/16/2024	Coupon	36268GAD7	20,000.00	GMCAR 2024-1 A3 4.85 12/18/2028		80.83	80.83
09/16/2024	Coupon	44934KAC8	8,711.09	HART 2021-B A3 0.38 01/15/2026		4.28	4.28
09/16/2024	Principal Paydown	44934KAC8	8,711.09	HART 2021-B A3 0.38 01/15/2026	3,528.75		3,528.75
09/16/2024	Coupon	47787JAC2	20,897.79	JDOT 2022 A3 0.36 09/15/2026		40.05	40.05
09/16/2024	Principal Paydown	47787JAC2	20,897.79	JDOT 2022 A3 0.36 09/15/2026	1,924.35		1,924.35
09/16/2024	Coupon	47788UAC6	1,218.70	JDOT 2021 A3 0.36 09/15/2025		0.37	0.37
09/16/2024	Principal Paydown	47788UAC6	1,218.70	JDOT 2021 A3 0.36 09/15/2025	1,000.84		1,000.84
09/16/2024	Coupon	47789QAC4	10,679.58	JDOT 2021-B A3 0.52 03/16/2026		4.63	4.63
09/16/2024	Principal Paydown	47789QAC4	10,679.58	JDOT 2021-B A3 0.52 03/16/2026	1,122.09		1,122.09
09/16/2024	Coupon	47800RAD5	35,000.00	JDOT 2024 A3 4.96 11/15/2028		144.67	144.67
09/16/2024	Coupon	58770AAC7	45,000.00	MBART 2023-1 A3 4.51 11/15/2027		169.13	169.13
09/16/2024	Principal Paydown	58770AAC7	45,000.00	MBART 2023-1 A3 4.51 11/15/2027	317.01		317.01
09/16/2024	Coupon	89238DAD0	75,000.00	TAOT 2024-A A3 4.83 10/16/2028		301.88	301.88

# CASH FLOW REPORT



Vallejo Flood & Wastewater District Cons | Account #10761 | As of July 31, 2024

Payment Date	Transaction Type	CUSIP	Quantity	Security Description	Principal Amount	Income	Total Amount
09/16/2024	Coupon	89238JAC9	9,893.84	TAOT 2021-D A3 0.71 04/15/2026		5.85	5.85
09/16/2024	Principal Paydown	89238JAC9	9,893.84	TAOT 2021-D A3 0.71 04/15/2026	1,316.94		1,316.94
09/16/2024	Coupon	91282CCX7	200,000.00	UNITED STATES TREASURY 0.375 09/15/2024		375.00	375.00
09/16/2024	Final Maturity	91282CCX7	200,000.00	UNITED STATES TREASURY 0.375 09/15/2024	200,000.00		200,000.00
09/17/2024	Final Maturity	912797LH8	2,000,000.00	UNITED STATES TREASURY 09/17/2024	2,000,000.00		2,000,000.00
09/18/2024	Coupon	43815EAC8	11,081.46	HAROT 2021-3 A3 0.41 11/18/2025		3.95	3.95
09/18/2024	Principal Paydown	43815EAC8	11,081.46	HAROT 2021-3 A3 0.41 11/18/2025	2,342.32		2,342.32
09/20/2024	Coupon	379929AD4	30,000.00	GMALT 2023-3 A3 5.38 11/20/2026		134.50	134.50
09/23/2024	Coupon	3133EPWK7	200,000.00	FEDERAL FARM CREDIT BANKS FUNDING CORP 4.5 09/22/2028		4,500.00	4,500.00
09/23/2024	Coupon	438123AC5	45,000.00	HAROT 2023-4 A3 5.67 06/21/2028		212.63	212.63
09/23/2024	Coupon	43815GAC3	12,504.46	HAROT 2021-4 A3 0.88 01/21/2026		8.11	8.11
09/23/2024	Principal Paydown	43815GAC3	12,504.46	HAROT 2021-4 A3 0.88 01/21/2026	1,405.30		1,405.30
09/23/2024	Coupon	43815JAC7	35,000.00	HAROT 2023-1 A3 5.04 04/21/2027		147.00	147.00
09/23/2024	Coupon	4581X0DZ8	165,000.00	INTER-AMERICAN DEVELOPMENT BANK 0.5 09/23/2024		412.50	412.50
09/23/2024	Final Maturity	4581X0DZ8	165,000.00	INTER-AMERICAN DEVELOPMENT BANK 0.5 09/23/2024	165,000.00		165,000.00
09/24/2024	Final Maturity	912797LJ4	1,000,000.00	UNITED STATES TREASURY 09/24/2024	1,000,000.00		1,000,000.00
09/25/2024	Coupon	05593AAC3	15,719.82	BMWLT 2023-1 A3 5.16 11/25/2025		55.88	55.88
09/25/2024	Principal Paydown	05593AAC3	15,719.82	BMWLT 2023-1 A3 5.16 11/25/2025	2,499.95		2,499.95
09/25/2024	Coupon	05602RAD3	19,986.54	BMWOT 2022-A A3 3.21 08/25/2026		48.40	48.40
09/25/2024	Principal Paydown	05602RAD3	19,986.54	BMWOT 2022-A A3 3.21 08/25/2026	1,745.33		1,745.33
09/25/2024	Coupon	3137BKRJ1	99,324.57	FHMS K-047 A2 3.329 05/25/2025		274.99	274.99
09/25/2024	Principal Paydown	3137BKRJ1	99,324.57	FHMS K-047 A2 3.329 05/25/2025	199.11		199.11
09/25/2024	Coupon	3137BNGT5	250,000.00	FHMS K-054 A2 2.745 01/25/2026		571.88	571.88
09/25/2024	Coupon	3137BVZ82	100,000.00	FHMS K-063 A2 3.43 01/25/2027		285.83	285.83
09/25/2024	Coupon	3137FBBX3	125,000.00	FHMS K-068 A2 3.244 08/25/2027		337.92	337.92
09/25/2024	Coupon	3137FBU79	134,951.90	FHMS K-069 A2 3.187 09/25/2027		357.85	357.85
09/25/2024	Principal Paydown	3137FBU79	134,951.90	FHMS K-069 A2 3.187 09/25/2027	213.21		213.21
09/25/2024	Coupon	3137FETN0	135,000.00	FHMS K-073 A2 3.35 01/25/2028		376.88	376.88
09/30/2024	Coupon	437076CV2	150,000.00	HOME DEPOT INC 4.95 09/30/2026		3,712.50	3,712.50

# CASH FLOW REPORT



Vallejo Flood & Wastewater District Cons | Account #10761 | As of July 31, 2024

Payment Date	Transaction Type	CUSIP	Quantity	Security Description	Principal Amount	Income	Total Amount
09/30/2024	Coupon	9128285C0	250,000.00	UNITED STATES TREASURY 3.0 09/30/2025		3,750.00	3,750.00
09/30/2024	Coupon	9128286L9	250,000.00	UNITED STATES TREASURY 2.25 03/31/2026		2,812.50	2,812.50
09/30/2024	Coupon	912828ZF0	200,000.00	UNITED STATES TREASURY 0.5 03/31/2025		500.00	500.00
09/30/2024	Coupon	91282CEF4	200,000.00	UNITED STATES TREASURY 2.5 03/31/2027		2,500.00	2,500.00
09/30/2024	Coupon	91282CFM8	250,000.00	UNITED STATES TREASURY 4.125 09/30/2027		5,156.25	5,156.25
<b>September 2024 Total</b>					<b>6,535,362.92</b>	<b>60,197.35</b>	<b>6,595,560.27</b>
<b>OCTOBER 2024</b>							
10/01/2024	Coupon	46625HQW3	175,000.00	JPMORGAN CHASE & CO 3.3 04/01/2026		2,887.50	2,887.50
10/10/2024	Coupon	3133ERAK7	250,000.00	FEDERAL FARM CREDIT BANKS FUNDING CORP 4.375 04/10/2029		5,468.75	5,468.75
10/10/2024	Final Maturity	912797KT3	3,000,000.00	UNITED STATES TREASURY 10/10/2024	3,000,000.00		3,000,000.00
10/15/2024	Coupon	161571HT4	145,000.00	CHAIT 2023-1 A 5.16 09/15/2028		623.50	623.50
10/15/2024	Coupon	44934KAC8	8,711.09	HART 2021-B A3 0.38 01/15/2026		2.55	2.55
10/15/2024	Principal Paydown	44934KAC8	8,711.09	HART 2021-B A3 0.38 01/15/2026	3,398.10		3,398.10
10/15/2024	Coupon	47787JAC2	20,897.79	JDOT 2022 A3 0.36 09/15/2026		36.33	36.33
10/15/2024	Principal Paydown	47787JAC2	20,897.79	JDOT 2022 A3 0.36 09/15/2026	2,128.54		2,128.54
10/15/2024	Coupon	47788UAC6	1,218.70	JDOT 2021 A3 0.36 09/15/2025		0.07	0.07
10/15/2024	Effective Maturity	47788UAC6	1,218.70	JDOT 2021 A3 0.36 09/15/2025	217.86		217.86
10/15/2024	Coupon	47789QAC4	10,679.58	JDOT 2021-B A3 0.52 03/16/2026		4.14	4.14
10/15/2024	Principal Paydown	47789QAC4	10,679.58	JDOT 2021-B A3 0.52 03/16/2026	1,235.76		1,235.76
10/15/2024	Coupon	47800RAD5	35,000.00	JDOT 2024 A3 4.96 11/15/2028		144.67	144.67
10/15/2024	Coupon	58770AAC7	45,000.00	MBART 2023-1 A3 4.51 11/15/2027		167.93	167.93
10/15/2024	Principal Paydown	58770AAC7	45,000.00	MBART 2023-1 A3 4.51 11/15/2027	2,456.05		2,456.05
10/15/2024	Coupon	87612EBL9	125,000.00	TARGET CORP 2.25 04/15/2025		1,406.25	1,406.25
10/15/2024	Coupon	89238DAD0	75,000.00	TAOT 2024-A A3 4.83 10/16/2028		301.88	301.88
10/15/2024	Coupon	89238JAC9	9,893.84	TAOT 2021-D A3 0.71 04/15/2026		5.07	5.07
10/15/2024	Principal Paydown	89238JAC9	9,893.84	TAOT 2021-D A3 0.71 04/15/2026	1,263.32		1,263.32
10/15/2024	Dividend	90LAIF\$00	5,178,787.05	Local Agency Investment Fund State Pool	19,630.99		19,630.99
10/15/2024	Coupon	91282CDB4	200,000.00	UNITED STATES TREASURY 0.625 10/15/2024		625.00	625.00
10/15/2024	Final Maturity	91282CDB4	200,000.00	UNITED STATES TREASURY 0.625 10/15/2024	200,000.00		200,000.00
10/16/2024	Coupon	362554AC1	9,138.20	GMCAR 2021-4 A3 0.68 09/16/2026		4.76	4.76

# CASH FLOW REPORT



Vallejo Flood & Wastewater District Cons | Account #10761 | As of July 31, 2024

Payment Date	Transaction Type	CUSIP	Quantity	Security Description	Principal Amount	Income	Total Amount
10/16/2024	Principal Paydown	362554AC1	9,138.20	GMCAR 2021-4 A3 0.68 09/16/2026	901.76		901.76
10/16/2024	Coupon	362583AD8	50,000.00	GMCAR 2023-2 A3 4.47 02/16/2028		186.25	186.25
10/16/2024	Coupon	362585AC5	22,731.79	GMCAR 2022-2 A3 3.1 02/16/2027		53.87	53.87
10/16/2024	Principal Paydown	362585AC5	22,731.79	GMCAR 2022-2 A3 3.1 02/16/2027	1,721.71		1,721.71
10/16/2024	Coupon	36268GAD7	20,000.00	GMCAR 2024-1 A3 4.85 12/18/2028		80.83	80.83
10/16/2024	Coupon	45950KCR9	100,000.00	INTERNATIONAL FINANCE CORP 1.375 10/16/2024		687.50	687.50
10/16/2024	Final Maturity	45950KCR9	100,000.00	INTERNATIONAL FINANCE CORP 1.375 10/16/2024	100,000.00		100,000.00
10/17/2024	Final Maturity	912797KU0	3,000,000.00	UNITED STATES TREASURY 10/17/2024	3,000,000.00		3,000,000.00
10/18/2024	Coupon	43815EAC8	11,081.46	HAROT 2021-3 A3 0.41 11/18/2025		3.15	3.15
10/18/2024	Principal Paydown	43815EAC8	11,081.46	HAROT 2021-3 A3 0.41 11/18/2025	2,261.32		2,261.32
10/21/2024	Coupon	379929AD4	30,000.00	GMALT 2023-3 A3 5.38 11/20/2026		134.50	134.50
10/21/2024	Coupon	438123AC5	45,000.00	HAROT 2023-4 A3 5.67 06/21/2028		212.63	212.63
10/21/2024	Coupon	43815GAC3	12,504.46	HAROT 2021-4 A3 0.88 01/21/2026		7.08	7.08
10/21/2024	Principal Paydown	43815GAC3	12,504.46	HAROT 2021-4 A3 0.88 01/21/2026	1,348.39		1,348.39
10/21/2024	Coupon	43815JAC7	35,000.00	HAROT 2023-1 A3 5.04 04/21/2027		147.00	147.00
10/25/2024	Coupon	05593AAC3	15,719.82	BMWLT 2023-1 A3 5.16 11/25/2025		45.14	45.14
10/25/2024	Principal Paydown	05593AAC3	15,719.82	BMWLT 2023-1 A3 5.16 11/25/2025	2,348.38		2,348.38
10/25/2024	Coupon	05602RAD3	19,986.54	BMWOT 2022-A A3 3.21 08/25/2026		43.74	43.74
10/25/2024	Principal Paydown	05602RAD3	19,986.54	BMWOT 2022-A A3 3.21 08/25/2026	1,665.18		1,665.18
10/25/2024	Coupon	3137BKRJ1	99,324.57	FHMS K-047 A2 3.329 05/25/2025		274.44	274.44
10/25/2024	Principal Paydown	3137BKRJ1	99,324.57	FHMS K-047 A2 3.329 05/25/2025	210.25		210.25
10/25/2024	Coupon	3137BNGT5	250,000.00	FHMS K-054 A2 2.745 01/25/2026		571.88	571.88
10/25/2024	Coupon	3137BVZ82	100,000.00	FHMS K-063 A2 3.43 01/25/2027		285.83	285.83
10/25/2024	Coupon	3137FBBX3	125,000.00	FHMS K-068 A2 3.244 08/25/2027		337.92	337.92
10/25/2024	Coupon	3137FBU79	134,951.90	FHMS K-069 A2 3.187 09/25/2027		357.28	357.28
10/25/2024	Principal Paydown	3137FBU79	134,951.90	FHMS K-069 A2 3.187 09/25/2027	228.66		228.66
10/25/2024	Coupon	3137FETN0	135,000.00	FHMS K-073 A2 3.35 01/25/2028		376.88	376.88
10/30/2024	Coupon	713448CT3	150,000.00	PEPSICO INC 2.75 04/30/2025		2,062.50	2,062.50
10/31/2024	Final Maturity	912797HE0	3,000,000.00	UNITED STATES TREASURY 10/31/2024	3,000,000.00		3,000,000.00
10/31/2024	Coupon	9128285J5	250,000.00	UNITED STATES TREASURY 3.0 10/31/2025		3,750.00	3,750.00

# CASH FLOW REPORT



Vallejo Flood & Wastewater District Cons | Account #10761 | As of July 31, 2024

Payment Date	Transaction Type	CUSIP	Quantity	Security Description	Principal Amount	Income	Total Amount
10/31/2024	Coupon	9128286S4	250,000.00	UNITED STATES TREASURY 2.375 04/30/2026		2,968.75	2,968.75
10/31/2024	Coupon	912828ZL7	200,000.00	UNITED STATES TREASURY 0.375 04/30/2025		375.00	375.00
10/31/2024	Coupon	91282CDF5	250,000.00	UNITED STATES TREASURY 1.375 10/31/2028		1,718.75	1,718.75
<b>October 2024</b>							
<b>Total</b>					<b>9,341,016.28</b>	<b>26,359.31</b>	<b>9,367,375.58</b>
<b>NOVEMBER 2024</b>							
11/01/2024	Coupon	06367WB85	125,000.00	BANK OF MONTREAL 1.85 05/01/2025		1,156.25	1,156.25
11/01/2024	Coupon	78015K7C2	150,000.00	ROYAL BANK OF CANADA 2.25 11/01/2024		1,687.50	1,687.50
11/01/2024	Final Maturity	78015K7C2	150,000.00	ROYAL BANK OF CANADA 2.25 11/01/2024	150,000.00		150,000.00
11/04/2024	Coupon	00440EAV9	150,000.00	CHUBB INA HOLDINGS LLC 3.35 05/03/2026		2,512.50	2,512.50
11/04/2024	Coupon	594918BJ2	150,000.00	MICROSOFT CORP 3.125 11/03/2025		2,343.75	2,343.75
11/12/2024	Coupon	665859AW4	150,000.00	NORTHERN TRUST CORP 4.0 05/10/2027		3,000.00	3,000.00
11/15/2024	Coupon	161571HT4	145,000.00	CHAIT 2023-1 A 5.16 09/15/2028		623.50	623.50
11/15/2024	Coupon	44934KAC8	8,711.09	HART 2021-B A3 0.38 01/15/2026		0.88	0.88
11/15/2024	Effective Maturity	44934KAC8	8,711.09	HART 2021-B A3 0.38 01/15/2026	1,784.24		1,784.24
11/15/2024	Coupon	47787JAC2	20,897.79	JDOT 2022 A3 0.36 09/15/2026		32.22	32.22
11/15/2024	Principal Paydown	47787JAC2	20,897.79	JDOT 2022 A3 0.36 09/15/2026	2,282.09		2,282.09
11/15/2024	Coupon	47789QAC4	10,679.58	JDOT 2021-B A3 0.52 03/16/2026		3.61	3.61
11/15/2024	Principal Paydown	47789QAC4	10,679.58	JDOT 2021-B A3 0.52 03/16/2026	1,464.22		1,464.22
11/15/2024	Coupon	47800RAD5	35,000.00	JDOT 2024 A3 4.96 11/15/2028		144.67	144.67
11/15/2024	Coupon	58770AAC7	45,000.00	MBART 2023-1 A3 4.51 11/15/2027		158.70	158.70
11/15/2024	Principal Paydown	58770AAC7	45,000.00	MBART 2023-1 A3 4.51 11/15/2027	2,390.03		2,390.03
11/15/2024	Coupon	89238DAD0	75,000.00	TAOT 2024-A A3 4.83 10/16/2028		301.88	301.88
11/15/2024	Coupon	89238JAC9	9,893.84	TAOT 2021-D A3 0.71 04/15/2026		4.33	4.33
11/15/2024	Principal Paydown	89238JAC9	9,893.84	TAOT 2021-D A3 0.71 04/15/2026	1,227.17		1,227.17
11/15/2024	Coupon	9128283F5	200,000.00	UNITED STATES TREASURY 2.25 11/15/2027		2,250.00	2,250.00
11/15/2024	Coupon	9128285M8	250,000.00	UNITED STATES TREASURY 3.125 11/15/2028		3,906.25	3,906.25
11/15/2024	Coupon	9128286T2	250,000.00	UNITED STATES TREASURY 2.375 05/15/2029		2,968.75	2,968.75
11/15/2024	Coupon	912828M56	200,000.00	UNITED STATES TREASURY 2.25 11/15/2025		2,250.00	2,250.00
11/15/2024	Coupon	912828U24	250,000.00	UNITED STATES TREASURY 2.0 11/15/2026		2,500.00	2,500.00
11/15/2024	Coupon	91282CDH1	200,000.00	UNITED STATES TREASURY 0.75 11/15/2024		750.00	750.00
11/15/2024	Final Maturity	91282CDH1	200,000.00	UNITED STATES TREASURY 0.75 11/15/2024	200,000.00		200,000.00

# CASH FLOW REPORT



Vallejo Flood & Wastewater District Cons | Account #10761 | As of July 31, 2024

Payment Date	Transaction Type	CUSIP	Quantity	Security Description	Principal Amount	Income	Total Amount
11/15/2024	Coupon	91324PEH1	150,000.00	UNITEDHEALTH GROUP INC 4.0 05/15/2029		3,000.00	3,000.00
11/18/2024	Coupon	362554AC1	9,138.20	GMCAR 2021-4 A3 0.68 09/16/2026		4.25	4.25
11/18/2024	Principal Paydown	362554AC1	9,138.20	GMCAR 2021-4 A3 0.68 09/16/2026	881.06		881.06
11/18/2024	Coupon	362583AD8	50,000.00	GMCAR 2023-2 A3 4.47 02/16/2028		186.25	186.25
11/18/2024	Coupon	362585AC5	22,731.79	GMCAR 2022-2 A3 3.1 02/16/2027		49.43	49.43
11/18/2024	Principal Paydown	362585AC5	22,731.79	GMCAR 2022-2 A3 3.1 02/16/2027	1,653.75		1,653.75
11/18/2024	Coupon	36268GAD7	20,000.00	GMCAR 2024-1 A3 4.85 12/18/2028		80.83	80.83
11/18/2024	Coupon	43815EAC8	11,081.46	HAROT 2021-3 A3 0.41 11/18/2025		2.38	2.38
11/18/2024	Principal Paydown	43815EAC8	11,081.46	HAROT 2021-3 A3 0.41 11/18/2025	2,205.86		2,205.86
11/20/2024	Coupon	379929AD4	30,000.00	GMALT 2023-3 A3 5.38 11/20/2026		134.50	134.50
11/21/2024	Coupon	438123AC5	45,000.00	HAROT 2023-4 A3 5.67 06/21/2028		212.63	212.63
11/21/2024	Coupon	43815GAC3	12,504.46	HAROT 2021-4 A3 0.88 01/21/2026		6.09	6.09
11/21/2024	Principal Paydown	43815GAC3	12,504.46	HAROT 2021-4 A3 0.88 01/21/2026	1,313.50		1,313.50
11/21/2024	Coupon	43815JAC7	35,000.00	HAROT 2023-1 A3 5.04 04/21/2027		147.00	147.00
11/25/2024	Coupon	05593AAC3	15,719.82	BMWLT 2023-1 A3 5.16 11/25/2025		35.04	35.04
11/25/2024	Principal Paydown	05593AAC3	15,719.82	BMWLT 2023-1 A3 5.16 11/25/2025	2,483.25		2,483.25
11/25/2024	Coupon	05602RAD3	19,986.54	BMWOT 2022-A A3 3.21 08/25/2026		39.28	39.28
11/25/2024	Principal Paydown	05602RAD3	19,986.54	BMWOT 2022-A A3 3.21 08/25/2026	1,614.07		1,614.07
11/25/2024	Coupon	3137BKRJ1	99,324.57	FHMS K-047 A2 3.329 05/25/2025		273.86	273.86
11/25/2024	Principal Paydown	3137BKRJ1	99,324.57	FHMS K-047 A2 3.329 05/25/2025	199.95		199.95
11/25/2024	Coupon	3137BNGT5	250,000.00	FHMS K-054 A2 2.745 01/25/2026		571.88	571.88
11/25/2024	Coupon	3137BVZ82	100,000.00	FHMS K-063 A2 3.43 01/25/2027		285.83	285.83
11/25/2024	Coupon	3137FBBX3	125,000.00	FHMS K-068 A2 3.244 08/25/2027		337.92	337.92
11/25/2024	Coupon	3137FBU79	134,951.90	FHMS K-069 A2 3.187 09/25/2027		356.67	356.67
11/25/2024	Principal Paydown	3137FBU79	134,951.90	FHMS K-069 A2 3.187 09/25/2027	214.66		214.66
11/25/2024	Coupon	3137FETN0	135,000.00	FHMS K-073 A2 3.35 01/25/2028		376.88	376.88
<b>November 2024</b>							
<b>Total</b>					<b>369,713.86</b>	<b>32,695.48</b>	<b>402,409.34</b>
<b>DECEMBER 2024</b>							
12/02/2024	Coupon	023135CN4	100,000.00	AMAZON.COM INC 4.6 12/01/2025		2,300.00	2,300.00
12/09/2024	Coupon	3130AWC24	250,000.00	FEDERAL HOME LOAN BANKS 4.0 06/09/2028		5,000.00	5,000.00

# CASH FLOW REPORT



Vallejo Flood & Wastewater District Cons | Account #10761 | As of July 31, 2024

Payment Date	Transaction Type	CUSIP	Quantity	Security Description	Principal Amount	Income	Total Amount
12/09/2024	Coupon	3130B1BC0	250,000.00	FEDERAL HOME LOAN BANKS 4.625 06/08/2029		6,905.38	6,905.38
12/16/2024	Coupon	161571HT4	145,000.00	CHAIT 2023-1 A 5.16 09/15/2028		623.50	623.50
12/16/2024	Coupon	362554AC1	9,138.20	GMCAR 2021-4 A3 0.68 09/16/2026		3.75	3.75
12/16/2024	Principal Paydown	362554AC1	9,138.20	GMCAR 2021-4 A3 0.68 09/16/2026	839.31		839.31
12/16/2024	Coupon	362583AD8	50,000.00	GMCAR 2023-2 A3 4.47 02/16/2028		186.25	186.25
12/16/2024	Coupon	362585AC5	22,731.79	GMCAR 2022-2 A3 3.1 02/16/2027		45.15	45.15
12/16/2024	Principal Paydown	362585AC5	22,731.79	GMCAR 2022-2 A3 3.1 02/16/2027	1,547.34		1,547.34
12/16/2024	Coupon	36268GAD7	20,000.00	GMCAR 2024-1 A3 4.85 12/18/2028		80.83	80.83
12/16/2024	Coupon	47787JAC2	20,897.79	JDOT 2022 A3 0.36 09/15/2026		27.81	27.81
12/16/2024	Principal Paydown	47787JAC2	20,897.79	JDOT 2022 A3 0.36 09/15/2026	1,628.13		1,628.13
12/16/2024	Coupon	47789QAC4	10,679.58	JDOT 2021-B A3 0.52 03/16/2026		2.97	2.97
12/16/2024	Principal Paydown	47789QAC4	10,679.58	JDOT 2021-B A3 0.52 03/16/2026	1,042.10		1,042.10
12/16/2024	Coupon	47800RAD5	35,000.00	JDOT 2024 A3 4.96 11/15/2028		144.67	144.67
12/16/2024	Coupon	58770AAC7	45,000.00	MBART 2023-1 A3 4.51 11/15/2027		149.72	149.72
12/16/2024	Principal Paydown	58770AAC7	45,000.00	MBART 2023-1 A3 4.51 11/15/2027	2,245.23		2,245.23
12/16/2024	Coupon	89238DAD0	75,000.00	TAOT 2024-A A3 4.83 10/16/2028		301.88	301.88
12/16/2024	Coupon	89238JAC9	9,893.84	TAOT 2021-D A3 0.71 04/15/2026		3.60	3.60
12/16/2024	Principal Paydown	89238JAC9	9,893.84	TAOT 2021-D A3 0.71 04/15/2026	1,118.34		1,118.34
12/16/2024	Coupon	91282CDN8	200,000.00	UNITED STATES TREASURY 1.0 12/15/2024		1,000.00	1,000.00
12/16/2024	Final Maturity	91282CDN8	200,000.00	UNITED STATES TREASURY 1.0 12/15/2024	200,000.00		200,000.00
12/18/2024	Coupon	43815EAC8	11,081.46	HAROT 2021-3 A3 0.41 11/18/2025		1.62	1.62
12/18/2024	Principal Paydown	43815EAC8	11,081.46	HAROT 2021-3 A3 0.41 11/18/2025	2,118.02		2,118.02
12/20/2024	Coupon	379929AD4	30,000.00	GMALT 2023-3 A3 5.38 11/20/2026		134.50	134.50
12/23/2024	Coupon	438123AC5	45,000.00	HAROT 2023-4 A3 5.67 06/21/2028		212.63	212.63
12/23/2024	Coupon	43815GAC3	12,504.46	HAROT 2021-4 A3 0.88 01/21/2026		5.13	5.13
12/23/2024	Principal Paydown	43815GAC3	12,504.46	HAROT 2021-4 A3 0.88 01/21/2026	1,252.65		1,252.65
12/23/2024	Coupon	43815JAC7	35,000.00	HAROT 2023-1 A3 5.04 04/21/2027		147.00	147.00
12/23/2024	Principal Paydown	43815JAC7	35,000.00	HAROT 2023-1 A3 5.04 04/21/2027	1,617.41		1,617.41
12/25/2024	Coupon	05593AAC3	15,719.82	BMWLT 2023-1 A3 5.16 11/25/2025		24.36	24.36
12/25/2024	Principal Paydown	05593AAC3	15,719.82	BMWLT 2023-1 A3 5.16 11/25/2025	2,558.20		2,558.20
12/25/2024	Coupon	05602RAD3	19,986.54	BMWOT 2022-A A3 3.21 08/25/2026		34.96	34.96

# CASH FLOW REPORT



Vallejo Flood & Wastewater District Cons | Account #10761 | As of July 31, 2024

Payment Date	Transaction Type	CUSIP	Quantity	Security Description	Principal Amount	Income	Total Amount
12/25/2024	Principal Paydown	05602RAD3	19,986.54	BMWOT 2022-A A3 3.21 08/25/2026	1,527.20		1,527.20
12/25/2024	Coupon	3137BKRJ1	99,324.57	FHMS K-047 A2 3.329 05/25/2025		273.30	273.30
12/25/2024	Principal Paydown	3137BKRJ1	99,324.57	FHMS K-047 A2 3.329 05/25/2025	211.02		211.02
12/25/2024	Coupon	3137BNGT5	250,000.00	FHMS K-054 A2 2.745 01/25/2026		571.88	571.88
12/25/2024	Coupon	3137BVZ82	100,000.00	FHMS K-063 A2 3.43 01/25/2027		285.83	285.83
12/25/2024	Coupon	3137FBBX3	125,000.00	FHMS K-068 A2 3.244 08/25/2027		337.92	337.92
12/25/2024	Coupon	3137FBU79	134,951.90	FHMS K-069 A2 3.187 09/25/2027		356.10	356.10
12/25/2024	Principal Paydown	3137FBU79	134,951.90	FHMS K-069 A2 3.187 09/25/2027	230.06		230.06
12/25/2024	Coupon	3137FETN0	135,000.00	FHMS K-073 A2 3.35 01/25/2028		376.88	376.88
12/30/2024	Coupon	3133EN5E6	250,000.00	FEDERAL FARM CREDIT BANKS FUNDING CORP 4.0 12/29/2025		5,000.00	5,000.00
12/31/2024	Coupon	91282CEW7	250,000.00	UNITED STATES TREASURY 3.25 06/30/2027		4,062.50	4,062.50
<b>December 2024 Total</b>					<b>217,935.01</b>	<b>28,600.12</b>	<b>246,535.13</b>
<b>JANUARY 2025</b>							
01/08/2025	Coupon	3133EPVP7	250,000.00	FEDERAL FARM CREDIT BANKS FUNDING CORP 4.75 07/08/2026		5,937.50	5,937.50
01/15/2025	Coupon	161571HT4	145,000.00	CHAIT 2023-1 A 5.16 09/15/2028		623.50	623.50
01/15/2025	Coupon	47787JAC2	20,897.79	JDOT 2022 A3 0.36 09/15/2026		24.66	24.66
01/15/2025	Principal Paydown	47787JAC2	20,897.79	JDOT 2022 A3 0.36 09/15/2026	1,909.90		1,909.90
01/15/2025	Coupon	47789QAC4	10,679.58	JDOT 2021-B A3 0.52 03/16/2026		2.52	2.52
01/15/2025	Principal Paydown	47789QAC4	10,679.58	JDOT 2021-B A3 0.52 03/16/2026	1,880.48		1,880.48
01/15/2025	Coupon	47800RAD5	35,000.00	JDOT 2024 A3 4.96 11/15/2028		144.67	144.67
01/15/2025	Coupon	58770AAC7	45,000.00	MBART 2023-1 A3 4.51 11/15/2027		141.28	141.28
01/15/2025	Principal Paydown	58770AAC7	45,000.00	MBART 2023-1 A3 4.51 11/15/2027	2,193.04		2,193.04
01/15/2025	Coupon	89238DAD0	75,000.00	TAOT 2024-A A3 4.83 10/16/2028		301.88	301.88
01/15/2025	Coupon	89238JAC9	9,893.84	TAOT 2021-D A3 0.71 04/15/2026		2.94	2.94
01/15/2025	Principal Paydown	89238JAC9	9,893.84	TAOT 2021-D A3 0.71 04/15/2026	1,088.08		1,088.08
01/15/2025	Coupon	91282CJT9	250,000.00	UNITED STATES TREASURY 4.0 01/15/2027		5,000.00	5,000.00
01/16/2025	Coupon	362554AC1	9,138.20	GMCAR 2021-4 A3 0.68 09/16/2026		3.28	3.28
01/16/2025	Principal Paydown	362554AC1	9,138.20	GMCAR 2021-4 A3 0.68 09/16/2026	823.42		823.42
01/16/2025	Coupon	362583AD8	50,000.00	GMCAR 2023-2 A3 4.47 02/16/2028		186.25	186.25

# CASH FLOW REPORT



Vallejo Flood & Wastewater District Cons | Account #10761 | As of July 31, 2024

Payment Date	Transaction Type	CUSIP	Quantity	Security Description	Principal Amount	Income	Total Amount
01/16/2025	Coupon	362585AC5	22,731.79	GMCAR 2022-2 A3 3.1 02/16/2027		41.16	41.16
01/16/2025	Principal Paydown	362585AC5	22,731.79	GMCAR 2022-2 A3 3.1 02/16/2027	1,506.65		1,506.65
01/16/2025	Coupon	36268GAD7	20,000.00	GMCAR 2024-1 A3 4.85 12/18/2028		80.83	80.83
01/20/2025	Coupon	379929AD4	30,000.00	GMALT 2023-3 A3 5.38 11/20/2026		134.50	134.50
01/20/2025	Coupon	43815EAC8	11,081.46	HAROT 2021-3 A3 0.41 11/18/2025		0.90	0.90
01/20/2025	Principal Paydown	43815EAC8	11,081.46	HAROT 2021-3 A3 0.41 11/18/2025	2,072.82		2,072.82
01/21/2025	Coupon	438123AC5	45,000.00	HAROT 2023-4 A3 5.67 06/21/2028		212.63	212.63
01/21/2025	Coupon	43815GAC3	12,504.46	HAROT 2021-4 A3 0.88 01/21/2026		4.21	4.21
01/21/2025	Principal Paydown	43815GAC3	12,504.46	HAROT 2021-4 A3 0.88 01/21/2026	1,220.28		1,220.28
01/21/2025	Coupon	43815JAC7	35,000.00	HAROT 2023-1 A3 5.04 04/21/2027		140.21	140.21
01/21/2025	Principal Paydown	43815JAC7	35,000.00	HAROT 2023-1 A3 5.04 04/21/2027	2,259.60		2,259.60
01/27/2025	Coupon	05593AAC3	15,719.82	BMWLT 2023-1 A3 5.16 11/25/2025		13.36	13.36
01/27/2025	Principal Paydown	05593AAC3	15,719.82	BMWLT 2023-1 A3 5.16 11/25/2025	2,425.02		2,425.02
01/27/2025	Coupon	05602RAD3	19,986.54	BMWOT 2022-A A3 3.21 08/25/2026		30.88	30.88
01/27/2025	Principal Paydown	05602RAD3	19,986.54	BMWOT 2022-A A3 3.21 08/25/2026	1,485.34		1,485.34
01/27/2025	Coupon	3137BKRJ1	99,324.57	FHMS K-047 A2 3.329 05/25/2025		272.72	272.72
01/27/2025	Principal Paydown	3137BKRJ1	99,324.57	FHMS K-047 A2 3.329 05/25/2025	1,715.79		1,715.79
01/27/2025	Coupon	3137BNGT5	250,000.00	FHMS K-054 A2 2.745 01/25/2026		571.88	571.88
01/27/2025	Principal Paydown	3137BNGT5	250,000.00	FHMS K-054 A2 2.745 01/25/2026	6,598.70		6,598.70
01/27/2025	Coupon	3137BVZ82	100,000.00	FHMS K-063 A2 3.43 01/25/2027		285.83	285.83
01/27/2025	Coupon	3137FBBX3	125,000.00	FHMS K-068 A2 3.244 08/25/2027		337.92	337.92
01/27/2025	Coupon	3137FBU79	134,951.90	FHMS K-069 A2 3.187 09/25/2027		355.49	355.49
01/27/2025	Principal Paydown	3137FBU79	134,951.90	FHMS K-069 A2 3.187 09/25/2027	216.11		216.11
01/27/2025	Coupon	3137FETN0	135,000.00	FHMS K-073 A2 3.35 01/25/2028		376.88	376.88
01/30/2025	Coupon	3133EPZY4	250,000.00	FEDERAL FARM CREDIT BANKS FUNDING CORP 5.0 07/30/2026		6,250.00	6,250.00
01/31/2025	Coupon	912828Z52	200,000.00	UNITED STATES TREASURY 1.375 01/31/2025		1,375.00	1,375.00
01/31/2025	Final Maturity	912828Z52	200,000.00	UNITED STATES TREASURY 1.375 01/31/2025	200,000.00		200,000.00
01/31/2025	Coupon	91282CJW2	250,000.00	UNITED STATES TREASURY 4.0 01/31/2029		5,000.00	5,000.00
01/31/2025	Coupon	91282CLC3	200,000.00	UNITED STATES TREASURY 4.0 07/31/2029		4,000.00	4,000.00
<b>January 2025 Total</b>					<b>227,395.23</b>	<b>31,852.85</b>	<b>259,248.08</b>
<b>FEBRUARY 2025</b>							

# CASH FLOW REPORT



Vallejo Flood & Wastewater District Cons | Account #10761 | As of July 31, 2024

Payment Date	Transaction Type	CUSIP	Quantity	Security Description	Principal Amount	Income	Total Amount
02/03/2025	Coupon	06406RBN6	125,000.00	BANK OF NEW YORK MELLON CORP 4.543 02/01/2029		2,839.38	2,839.38
02/06/2025	Coupon	857477BR3	35,000.00	STATE STREET CORP 1.746 02/06/2026		305.55	305.55
02/06/2025	Effective Maturity	857477BR3	35,000.00	STATE STREET CORP 1.746 02/06/2026	35,000.00		35,000.00
02/10/2025	Coupon	532457CK2	150,000.00	ELI LILLY AND CO 4.5 02/09/2029		3,375.00	3,375.00
02/10/2025	Coupon	69371RS56	125,000.00	PACCAR FINANCIAL CORP 5.05 08/10/2026		3,156.25	3,156.25
02/14/2025	Coupon	3133EPSW6	270,000.00	FEDERAL FARM CREDIT BANKS FUNDING CORP 4.5 08/14/2026		6,075.00	6,075.00
02/14/2025	Coupon	89236TKX2	150,000.00	TOYOTA MOTOR CREDIT CORP 5.0 08/14/2026		3,750.00	3,750.00
02/17/2025	Coupon	161571HT4	145,000.00	CHAIT 2023-1 A 5.16 09/15/2028		623.50	623.50
02/17/2025	Coupon	362554AC1	9,138.20	GMCAR 2021-4 A3 0.68 09/16/2026		2.81	2.81
02/17/2025	Principal Paydown	362554AC1	9,138.20	GMCAR 2021-4 A3 0.68 09/16/2026	811.62		811.62
02/17/2025	Coupon	362583AD8	50,000.00	GMCAR 2023-2 A3 4.47 02/16/2028		186.25	186.25
02/17/2025	Principal Paydown	362583AD8	50,000.00	GMCAR 2023-2 A3 4.47 02/16/2028	2,696.53		2,696.53
02/17/2025	Coupon	362585AC5	22,731.79	GMCAR 2022-2 A3 3.1 02/16/2027		37.26	37.26
02/17/2025	Principal Paydown	362585AC5	22,731.79	GMCAR 2022-2 A3 3.1 02/16/2027	1,417.92		1,417.92
02/17/2025	Coupon	36268GAD7	20,000.00	GMCAR 2024-1 A3 4.85 12/18/2028		80.83	80.83
02/17/2025	Coupon	47787JAC2	20,897.79	JDOT 2022 A3 0.36 09/15/2026		20.97	20.97
02/17/2025	Principal Paydown	47787JAC2	20,897.79	JDOT 2022 A3 0.36 09/15/2026	1,444.78		1,444.78
02/17/2025	Coupon	47789QAC4	10,679.58	JDOT 2021-B A3 0.52 03/16/2026		1.71	1.71
02/17/2025	Principal Paydown	47789QAC4	10,679.58	JDOT 2021-B A3 0.52 03/16/2026	1,667.04		1,667.04
02/17/2025	Coupon	47800RAD5	35,000.00	JDOT 2024 A3 4.96 11/15/2028		144.67	144.67
02/17/2025	Coupon	58770AAC7	45,000.00	MBART 2023-1 A3 4.51 11/15/2027		133.04	133.04
02/17/2025	Principal Paydown	58770AAC7	45,000.00	MBART 2023-1 A3 4.51 11/15/2027	2,158.79		2,158.79
02/17/2025	Coupon	89238DAD0	75,000.00	TAOT 2024-A A3 4.83 10/16/2028		301.88	301.88
02/17/2025	Coupon	89238JAC9	9,893.84	TAOT 2021-D A3 0.71 04/15/2026		2.30	2.30
02/17/2025	Principal Paydown	89238JAC9	9,893.84	TAOT 2021-D A3 0.71 04/15/2026	1,066.80		1,066.80
02/18/2025	Coupon	43815EAC8	11,081.46	HAROT 2021-3 A3 0.41 11/18/2025		0.19	0.19
02/18/2025	Effective Maturity	43815EAC8	11,081.46	HAROT 2021-3 A3 0.41 11/18/2025	562.60		562.60
02/18/2025	Coupon	912828K74	200,000.00	UNITED STATES TREASURY 2.0 08/15/2025		2,000.00	2,000.00
02/18/2025	Coupon	912828V98	250,000.00	UNITED STATES TREASURY 2.25 02/15/2027		2,812.50	2,812.50
02/20/2025	Coupon	379929AD4	30,000.00	GMALT 2023-3 A3 5.38 11/20/2026		134.50	134.50

# CASH FLOW REPORT



Vallejo Flood & Wastewater District Cons | Account #10761 | As of July 31, 2024

Payment Date	Transaction Type	CUSIP	Quantity	Security Description	Principal Amount	Income	Total Amount
02/20/2025	Principal Paydown	379929AD4	30,000.00	GMALT 2023-3 A3 5.38 11/20/2026	1,561.57		1,561.57
02/21/2025	Coupon	438123AC5	45,000.00	HAROT 2023-4 A3 5.67 06/21/2028		212.63	212.63
02/21/2025	Coupon	43815GAC3	12,504.46	HAROT 2021-4 A3 0.88 01/21/2026		3.32	3.32
02/21/2025	Principal Paydown	43815GAC3	12,504.46	HAROT 2021-4 A3 0.88 01/21/2026	1,193.19		1,193.19
02/21/2025	Coupon	43815JAC7	35,000.00	HAROT 2023-1 A3 5.04 04/21/2027		130.72	130.72
02/21/2025	Principal Paydown	43815JAC7	35,000.00	HAROT 2023-1 A3 5.04 04/21/2027	2,226.20		2,226.20
02/24/2025	Coupon	037833BY5	150,000.00	APPLE INC 3.25 02/23/2026		2,437.50	2,437.50
02/25/2025	Coupon	05593AAC3	15,719.82	BMWLT 2023-1 A3 5.16 11/25/2025		2.93	2.93
02/25/2025	Effective Maturity	05593AAC3	15,719.82	BMWLT 2023-1 A3 5.16 11/25/2025	681.69		681.69
02/25/2025	Coupon	05602RAD3	19,986.54	BMWOT 2022-A A3 3.21 08/25/2026		26.91	26.91
02/25/2025	Principal Paydown	05602RAD3	19,986.54	BMWOT 2022-A A3 3.21 08/25/2026	1,359.85		1,359.85
02/25/2025	Coupon	3133ENPY0	200,000.00	FEDERAL FARM CREDIT BANKS FUNDING CORP 1.75 02/25/2025		1,750.00	1,750.00
02/25/2025	Final Maturity	3133ENPY0	200,000.00	FEDERAL FARM CREDIT BANKS FUNDING CORP 1.75 02/25/2025	200,000.00		200,000.00
02/25/2025	Coupon	3137BKRJ1	99,324.57	FHMS K-047 A2 3.329 05/25/2025		267.96	267.96
02/25/2025	Principal Paydown	3137BKRJ1	99,324.57	FHMS K-047 A2 3.329 05/25/2025	2,552.36		2,552.36
02/25/2025	Coupon	3137BNGT5	250,000.00	FHMS K-054 A2 2.745 01/25/2026		556.78	556.78
02/25/2025	Principal Paydown	3137BNGT5	250,000.00	FHMS K-054 A2 2.745 01/25/2026	438.28		438.28
02/25/2025	Coupon	3137BVZ82	100,000.00	FHMS K-063 A2 3.43 01/25/2027		285.83	285.83
02/25/2025	Coupon	3137FBBX3	125,000.00	FHMS K-068 A2 3.244 08/25/2027		337.92	337.92
02/25/2025	Coupon	3137FBU79	134,951.90	FHMS K-069 A2 3.187 09/25/2027		354.92	354.92
02/25/2025	Principal Paydown	3137FBU79	134,951.90	FHMS K-069 A2 3.187 09/25/2027	216.82		216.82
02/25/2025	Coupon	3137FETN0	135,000.00	FHMS K-073 A2 3.35 01/25/2028		376.88	376.88
02/26/2025	Coupon	17275RBQ4	75,000.00	CISCO SYSTEMS INC 4.8 02/26/2027		1,800.00	1,800.00
02/26/2025	Coupon	17275RBR2	100,000.00	CISCO SYSTEMS INC 4.85 02/26/2029		2,425.00	2,425.00
02/27/2025	Coupon	14913UAJ9	150,000.00	CATERPILLAR FINANCIAL SERVICES CORP 4.85 02/27/2029		3,637.50	3,637.50
02/28/2025	Coupon	912828YD6	250,000.00	UNITED STATES TREASURY 1.375 08/31/2026		1,718.75	1,718.75
02/28/2025	Coupon	912828ZC7	200,000.00	UNITED STATES TREASURY 1.125 02/28/2025		1,125.00	1,125.00
02/28/2025	Final Maturity	912828ZC7	200,000.00	UNITED STATES TREASURY 1.125 02/28/2025	200,000.00		200,000.00
02/28/2025	Coupon	91282CFH9	250,000.00	UNITED STATES TREASURY 3.125 08/31/2027		3,906.25	3,906.25

# CASH FLOW REPORT



Vallejo Flood & Wastewater District Cons | Account #10761 | As of July 31, 2024

Payment Date	Transaction Type	CUSIP	Quantity	Security Description	Principal Amount	Income	Total Amount
<b>February 2025</b>							
<b>Total</b>					<b>457,056.04</b>	<b>47,340.35</b>	<b>504,396.39</b>
<b>MARCH 2025</b>							
03/10/2025	Coupon	24422EXD6	150,000.00	JOHN DEERE CAPITAL CORP 5.15 09/08/2026		3,862.50	3,862.50
03/10/2025	Coupon	3130AVBD3	200,000.00	FEDERAL HOME LOAN BANKS 4.5 03/09/2029		4,500.00	4,500.00
03/10/2025	Coupon	3130AWTR1	250,000.00	FEDERAL HOME LOAN BANKS 4.375 09/08/2028		5,468.75	5,468.75
03/11/2025	Coupon	3130AWTQ3	250,000.00	FEDERAL HOME LOAN BANKS 4.625 09/11/2026		5,781.25	5,781.25
03/14/2025	Coupon	09290DAA9	175,000.00	BLACKROCK FUNDING INC 4.7 03/14/2029		4,112.50	4,112.50
03/17/2025	Coupon	161571HT4	145,000.00	CHAIT 2023-1 A 5.16 09/15/2028		623.50	623.50
03/17/2025	Coupon	362554AC1	9,138.20	GMCAR 2021-4 A3 0.68 09/16/2026		2.35	2.35
03/17/2025	Principal Paydown	362554AC1	9,138.20	GMCAR 2021-4 A3 0.68 09/16/2026	790.35		790.35
03/17/2025	Coupon	362583AD8	50,000.00	GMCAR 2023-2 A3 4.47 02/16/2028		176.21	176.21
03/17/2025	Principal Paydown	362583AD8	50,000.00	GMCAR 2023-2 A3 4.47 02/16/2028	2,068.69		2,068.69
03/17/2025	Coupon	362585AC5	22,731.79	GMCAR 2022-2 A3 3.1 02/16/2027		33.60	33.60
03/17/2025	Principal Paydown	362585AC5	22,731.79	GMCAR 2022-2 A3 3.1 02/16/2027	1,350.00		1,350.00
03/17/2025	Coupon	36268GAD7	20,000.00	GMCAR 2024-1 A3 4.85 12/18/2028		80.83	80.83
03/17/2025	Coupon	47787JAC2	20,897.79	JDOT 2022 A3 0.36 09/15/2026		18.17	18.17
03/17/2025	Principal Paydown	47787JAC2	20,897.79	JDOT 2022 A3 0.36 09/15/2026	1,180.38		1,180.38
03/17/2025	Coupon	47789QAC4	10,679.58	JDOT 2021-B A3 0.52 03/16/2026		0.98	0.98
03/17/2025	Principal Paydown	47789QAC4	10,679.58	JDOT 2021-B A3 0.52 03/16/2026	1,403.14		1,403.14
03/17/2025	Coupon	47800RAD5	35,000.00	JDOT 2024 A3 4.96 11/15/2028		144.67	144.67
03/17/2025	Coupon	58770AAC7	45,000.00	MBART 2023-1 A3 4.51 11/15/2027		124.93	124.93
03/17/2025	Principal Paydown	58770AAC7	45,000.00	MBART 2023-1 A3 4.51 11/15/2027	2,084.16		2,084.16
03/17/2025	Coupon	89238DAD0	75,000.00	TAOT 2024-A A3 4.83 10/16/2028		301.88	301.88
03/17/2025	Coupon	89238JAC9	9,893.84	TAOT 2021-D A3 0.71 04/15/2026		1.66	1.66
03/17/2025	Principal Paydown	89238JAC9	9,893.84	TAOT 2021-D A3 0.71 04/15/2026	1,034.11		1,034.11
03/20/2025	Coupon	379929AD4	30,000.00	GMALT 2023-3 A3 5.38 11/20/2026		127.50	127.50
03/20/2025	Principal Paydown	379929AD4	30,000.00	GMALT 2023-3 A3 5.38 11/20/2026	2,367.68		2,367.68
03/21/2025	Coupon	438123AC5	45,000.00	HAROT 2023-4 A3 5.67 06/21/2028		212.63	212.63
03/21/2025	Coupon	43815GAC3	12,504.46	HAROT 2021-4 A3 0.88 01/21/2026		2.44	2.44

# CASH FLOW REPORT



Vallejo Flood & Wastewater District Cons | Account #10761 | As of July 31, 2024

Payment Date	Transaction Type	CUSIP	Quantity	Security Description	Principal Amount	Income	Total Amount
03/21/2025	Principal Paydown	43815GAC3	12,504.46	HAROT 2021-4 A3 0.88 01/21/2026	1,155.97		1,155.97
03/21/2025	Coupon	43815JAC7	35,000.00	HAROT 2023-1 A3 5.04 04/21/2027		121.37	121.37
03/21/2025	Principal Paydown	43815JAC7	35,000.00	HAROT 2023-1 A3 5.04 04/21/2027	2,159.74		2,159.74
03/24/2025	Coupon	3133EPWK7	200,000.00	FEDERAL FARM CREDIT BANKS FUNDING CORP 4.5 09/22/2028		4,500.00	4,500.00
03/25/2025	Coupon	05602RAD3	19,986.54	BMWOT 2022-A A3 3.21 08/25/2026		23.27	23.27
03/25/2025	Principal Paydown	05602RAD3	19,986.54	BMWOT 2022-A A3 3.21 08/25/2026	1,269.03		1,269.03
03/25/2025	Coupon	3137BKRJ1	99,324.57	FHMS K-047 A2 3.329 05/25/2025		260.88	260.88
03/25/2025	Principal Paydown	3137BKRJ1	99,324.57	FHMS K-047 A2 3.329 05/25/2025	7,342.06		7,342.06
03/25/2025	Coupon	3137BNGT5	250,000.00	FHMS K-054 A2 2.745 01/25/2026		555.78	555.78
03/25/2025	Principal Paydown	3137BNGT5	250,000.00	FHMS K-054 A2 2.745 01/25/2026	6,602.36		6,602.36
03/25/2025	Coupon	3137BVZ82	100,000.00	FHMS K-063 A2 3.43 01/25/2027		285.83	285.83
03/25/2025	Coupon	3137FBBX3	125,000.00	FHMS K-068 A2 3.244 08/25/2027		337.92	337.92
03/25/2025	Coupon	3137FBU79	134,951.90	FHMS K-069 A2 3.187 09/25/2027		354.34	354.34
03/25/2025	Principal Paydown	3137FBU79	134,951.90	FHMS K-069 A2 3.187 09/25/2027	261.40		261.40
03/25/2025	Coupon	3137FETN0	135,000.00	FHMS K-073 A2 3.35 01/25/2028		376.88	376.88
03/31/2025	Coupon	437076CV2	150,000.00	HOME DEPOT INC 4.95 09/30/2026		3,712.50	3,712.50
03/31/2025	Coupon	9128285C0	250,000.00	UNITED STATES TREASURY 3.0 09/30/2025		3,750.00	3,750.00
03/31/2025	Coupon	9128286L9	250,000.00	UNITED STATES TREASURY 2.25 03/31/2026		2,812.50	2,812.50
03/31/2025	Coupon	912828ZF0	200,000.00	UNITED STATES TREASURY 0.5 03/31/2025		500.00	500.00
03/31/2025	Final Maturity	912828ZF0	200,000.00	UNITED STATES TREASURY 0.5 03/31/2025	200,000.00		200,000.00
03/31/2025	Coupon	91282CEF4	200,000.00	UNITED STATES TREASURY 2.5 03/31/2027		2,500.00	2,500.00
03/31/2025	Coupon	91282CFM8	250,000.00	UNITED STATES TREASURY 4.125 09/30/2027		5,156.25	5,156.25
<b>March 2025 Total</b>					<b>231,069.07</b>	<b>50,823.85</b>	<b>281,892.92</b>
<b>APRIL 2025</b>							
04/01/2025	Coupon	46625HQW3	175,000.00	JPMORGAN CHASE & CO 3.3 04/01/2026		2,887.50	2,887.50
04/10/2025	Coupon	3133ERAK7	250,000.00	FEDERAL FARM CREDIT BANKS FUNDING CORP 4.375 04/10/2029		5,468.75	5,468.75
04/15/2025	Coupon	161571HT4	145,000.00	CHAIT 2023-1 A 5.16 09/15/2028		623.50	623.50
04/15/2025	Coupon	47787JAC2	20,897.79	JDOT 2022 A3 0.36 09/15/2026		15.89	15.89
04/15/2025	Principal Paydown	47787JAC2	20,897.79	JDOT 2022 A3 0.36 09/15/2026	1,501.00		1,501.00
04/15/2025	Coupon	47789QAC4	10,679.58	JDOT 2021-B A3 0.52 03/16/2026		0.37	0.37

# CASH FLOW REPORT



Vallejo Flood & Wastewater District Cons | Account #10761 | As of July 31, 2024

Payment Date	Transaction Type	CUSIP	Quantity	Security Description	Principal Amount	Income	Total Amount
04/15/2025	Effective Maturity	47789QAC4	10,679.58	JDOT 2021-B A3 0.52 03/16/2026	864.74		864.74
04/15/2025	Coupon	47800RAD5	35,000.00	JDOT 2024 A3 4.96 11/15/2028		144.67	144.67
04/15/2025	Coupon	58770AAC7	45,000.00	MBART 2023-1 A3 4.51 11/15/2027		117.09	117.09
04/15/2025	Principal Paydown	58770AAC7	45,000.00	MBART 2023-1 A3 4.51 11/15/2027	2,175.25		2,175.25
04/15/2025	Coupon	87612EBL9	125,000.00	TARGET CORP 2.25 04/15/2025		1,406.25	1,406.25
04/15/2025	Final Maturity	87612EBL9	125,000.00	TARGET CORP 2.25 04/15/2025	125,000.00		125,000.00
04/15/2025	Coupon	89238DAD0	75,000.00	TAOT 2024-A A3 4.83 10/16/2028		301.88	301.88
04/15/2025	Coupon	89238JAC9	9,893.84	TAOT 2021-D A3 0.71 04/15/2026		1.05	1.05
04/15/2025	Principal Paydown	89238JAC9	9,893.84	TAOT 2021-D A3 0.71 04/15/2026	1,047.81		1,047.81
04/16/2025	Coupon	362554AC1	9,138.20	GMCAR 2021-4 A3 0.68 09/16/2026		1.90	1.90
04/16/2025	Principal Paydown	362554AC1	9,138.20	GMCAR 2021-4 A3 0.68 09/16/2026	812.73		812.73
04/16/2025	Coupon	362583AD8	50,000.00	GMCAR 2023-2 A3 4.47 02/16/2028		168.50	168.50
04/16/2025	Principal Paydown	362583AD8	50,000.00	GMCAR 2023-2 A3 4.47 02/16/2028	2,924.64		2,924.64
04/16/2025	Coupon	362585AC5	22,731.79	GMCAR 2022-2 A3 3.1 02/16/2027		30.11	30.11
04/16/2025	Principal Paydown	362585AC5	22,731.79	GMCAR 2022-2 A3 3.1 02/16/2027	1,412.44		1,412.44
04/16/2025	Coupon	36268GAD7	20,000.00	GMCAR 2024-1 A3 4.85 12/18/2028		80.83	80.83
04/21/2025	Coupon	379929AD4	30,000.00	GMALT 2023-3 A3 5.38 11/20/2026		116.88	116.88
04/21/2025	Principal Paydown	379929AD4	30,000.00	GMALT 2023-3 A3 5.38 11/20/2026	4,010.78		4,010.78
04/21/2025	Coupon	438123AC5	45,000.00	HAROT 2023-4 A3 5.67 06/21/2028		212.63	212.63
04/21/2025	Coupon	43815GAC3	12,504.46	HAROT 2021-4 A3 0.88 01/21/2026		1.60	1.60
04/21/2025	Principal Paydown	43815GAC3	12,504.46	HAROT 2021-4 A3 0.88 01/21/2026	1,159.87		1,159.87
04/21/2025	Coupon	43815JAC7	35,000.00	HAROT 2023-1 A3 5.04 04/21/2027		112.30	112.30
04/21/2025	Principal Paydown	43815JAC7	35,000.00	HAROT 2023-1 A3 5.04 04/21/2027	2,220.36		2,220.36
04/25/2025	Coupon	05602RAD3	19,986.54	BMWOT 2022-A A3 3.21 08/25/2026		19.87	19.87
04/25/2025	Principal Paydown	05602RAD3	19,986.54	BMWOT 2022-A A3 3.21 08/25/2026	1,271.16		1,271.16
04/25/2025	Coupon	3137BKRJ1	99,324.57	FHMS K-047 A2 3.329 05/25/2025		240.51	240.51
04/25/2025	Principal Paydown	3137BKRJ1	99,324.57	FHMS K-047 A2 3.329 05/25/2025	71,207.71		71,207.71
04/25/2025	Coupon	3137BNGT5	250,000.00	FHMS K-054 A2 2.745 01/25/2026		540.68	540.68
04/25/2025	Principal Paydown	3137BNGT5	250,000.00	FHMS K-054 A2 2.745 01/25/2026	441.14		441.14
04/25/2025	Coupon	3137BVZ82	100,000.00	FHMS K-063 A2 3.43 01/25/2027		285.83	285.83
04/25/2025	Coupon	3137FBBX3	125,000.00	FHMS K-068 A2 3.244 08/25/2027		337.92	337.92
04/25/2025	Coupon	3137FBU79	134,951.90	FHMS K-069 A2 3.187 09/25/2027		353.65	353.65

# CASH FLOW REPORT



Vallejo Flood & Wastewater District Cons | Account #10761 | As of July 31, 2024

Payment Date	Transaction Type	CUSIP	Quantity	Security Description	Principal Amount	Income	Total Amount
04/25/2025	Principal Paydown	3137FBU79	134,951.90	FHMS K-069 A2 3.187 09/25/2027	218.39		218.39
04/25/2025	Coupon	3137FETN0	135,000.00	FHMS K-073 A2 3.35 01/25/2028		376.88	376.88
04/30/2025	Coupon	713448CT3	150,000.00	PEPSICO INC 2.75 04/30/2025		2,062.50	2,062.50
04/30/2025	Final Maturity	713448CT3	150,000.00	PEPSICO INC 2.75 04/30/2025	150,000.00		150,000.00
04/30/2025	Coupon	9128285J5	250,000.00	UNITED STATES TREASURY 3.0 10/31/2025		3,750.00	3,750.00
04/30/2025	Coupon	9128286S4	250,000.00	UNITED STATES TREASURY 2.375 04/30/2026		2,968.75	2,968.75
04/30/2025	Coupon	912828ZL7	200,000.00	UNITED STATES TREASURY 0.375 04/30/2025		375.00	375.00
04/30/2025	Final Maturity	912828ZL7	200,000.00	UNITED STATES TREASURY 0.375 04/30/2025	200,000.00		200,000.00
04/30/2025	Coupon	91282CDF5	250,000.00	UNITED STATES TREASURY 1.375 10/31/2028		1,718.75	1,718.75
<b>April 2025 Total</b>					<b>566,268.03</b>	<b>24,722.03</b>	<b>590,990.06</b>
<b>MAY 2025</b>							
05/01/2025	Coupon	06367WB85	125,000.00	BANK OF MONTREAL 1.85 05/01/2025		1,156.25	1,156.25
05/01/2025	Final Maturity	06367WB85	125,000.00	BANK OF MONTREAL 1.85 05/01/2025	125,000.00		125,000.00
05/05/2025	Coupon	00440EAV9	150,000.00	CHUBB INA HOLDINGS LLC 3.35 05/03/2026		2,512.50	2,512.50
05/05/2025	Coupon	594918BJ2	150,000.00	MICROSOFT CORP 3.125 11/03/2025		2,343.75	2,343.75
05/12/2025	Coupon	665859AW4	150,000.00	NORTHERN TRUST CORP 4.0 05/10/2027		3,000.00	3,000.00
05/15/2025	Coupon	161571HT4	145,000.00	CHAIT 2023-1 A 5.16 09/15/2028		623.50	623.50
05/15/2025	Coupon	47787JAC2	20,897.79	JDOT 2022 A3 0.36 09/15/2026		12.99	12.99
05/15/2025	Principal Paydown	47787JAC2	20,897.79	JDOT 2022 A3 0.36 09/15/2026	1,377.69		1,377.69
05/15/2025	Coupon	47800RAD5	35,000.00	JDOT 2024 A3 4.96 11/15/2028		144.67	144.67
05/15/2025	Coupon	58770AAC7	45,000.00	MBART 2023-1 A3 4.51 11/15/2027		108.92	108.92
05/15/2025	Principal Paydown	58770AAC7	45,000.00	MBART 2023-1 A3 4.51 11/15/2027	2,082.22		2,082.22
05/15/2025	Coupon	89238DAD0	75,000.00	TAOT 2024-A A3 4.83 10/16/2028		301.88	301.88
05/15/2025	Coupon	89238JAC9	9,893.84	TAOT 2021-D A3 0.71 04/15/2026		0.43	0.43
05/15/2025	Effective Maturity	89238JAC9	9,893.84	TAOT 2021-D A3 0.71 04/15/2026	731.28		731.28
05/15/2025	Coupon	9128283F5	200,000.00	UNITED STATES TREASURY 2.25 11/15/2027		2,250.00	2,250.00
05/15/2025	Coupon	9128285M8	250,000.00	UNITED STATES TREASURY 3.125 11/15/2028		3,906.25	3,906.25
05/15/2025	Coupon	9128286T2	250,000.00	UNITED STATES TREASURY 2.375 05/15/2029		2,968.75	2,968.75
05/15/2025	Coupon	912828M56	200,000.00	UNITED STATES TREASURY 2.25 11/15/2025		2,250.00	2,250.00
05/15/2025	Coupon	912828U24	250,000.00	UNITED STATES TREASURY 2.0 11/15/2026		2,500.00	2,500.00
05/15/2025	Coupon	91324PEH1	150,000.00	UNITEDHEALTH GROUP INC 4.0 05/15/2029		3,000.00	3,000.00
05/16/2025	Coupon	362554AC1	9,138.20	GMCAR 2021-4 A3 0.68 09/16/2026		1.44	1.44

# CASH FLOW REPORT



Vallejo Flood & Wastewater District Cons | Account #10761 | As of July 31, 2024

Payment Date	Transaction Type	CUSIP	Quantity	Security Description	Principal Amount	Income	Total Amount
05/16/2025	Principal Paydown	362554AC1	9,138.20	GMCAR 2021-4 A3 0.68 09/16/2026	786.00		786.00
05/16/2025	Coupon	362583AD8	50,000.00	GMCAR 2023-2 A3 4.47 02/16/2028		157.61	157.61
05/16/2025	Principal Paydown	362583AD8	50,000.00	GMCAR 2023-2 A3 4.47 02/16/2028	2,792.02		2,792.02
05/16/2025	Coupon	362585AC5	22,731.79	GMCAR 2022-2 A3 3.1 02/16/2027		26.46	26.46
05/16/2025	Principal Paydown	362585AC5	22,731.79	GMCAR 2022-2 A3 3.1 02/16/2027	1,350.43		1,350.43
05/16/2025	Coupon	36268GAD7	20,000.00	GMCAR 2024-1 A3 4.85 12/18/2028		80.83	80.83
05/20/2025	Coupon	379929AD4	30,000.00	GMALT 2023-3 A3 5.38 11/20/2026		98.90	98.90
05/20/2025	Principal Paydown	379929AD4	30,000.00	GMALT 2023-3 A3 5.38 11/20/2026	3,785.13		3,785.13
05/21/2025	Coupon	438123AC5	45,000.00	HAROT 2023-4 A3 5.67 06/21/2028		212.63	212.63
05/21/2025	Coupon	43815GAC3	12,504.46	HAROT 2021-4 A3 0.88 01/21/2026		0.74	0.74
05/21/2025	Effective Maturity	43815GAC3	12,504.46	HAROT 2021-4 A3 0.88 01/21/2026	1,015.70		1,015.70
05/21/2025	Coupon	43815JAC7	35,000.00	HAROT 2023-1 A3 5.04 04/21/2027		102.97	102.97
05/21/2025	Principal Paydown	43815JAC7	35,000.00	HAROT 2023-1 A3 5.04 04/21/2027	2,136.81		2,136.81
05/26/2025	Coupon	05602RAD3	19,986.54	BMWOT 2022-A A3 3.21 08/25/2026		16.47	16.47
05/26/2025	Principal Paydown	05602RAD3	19,986.54	BMWOT 2022-A A3 3.21 08/25/2026	1,220.23		1,220.23
05/26/2025	Coupon	3137BKRJ1	99,324.57	FHMS K-047 A2 3.329 05/25/2025		42.97	42.97
05/26/2025	Final Maturity	3137BKRJ1	99,324.57	FHMS K-047 A2 3.329 05/25/2025	15,487.61		15,487.61
05/26/2025	Coupon	3137BNGT5	250,000.00	FHMS K-054 A2 2.745 01/25/2026		539.67	539.67
05/26/2025	Principal Paydown	3137BNGT5	250,000.00	FHMS K-054 A2 2.745 01/25/2026	471.47		471.47
05/26/2025	Coupon	3137BVZ82	100,000.00	FHMS K-063 A2 3.43 01/25/2027		285.83	285.83
05/26/2025	Coupon	3137FBBX3	125,000.00	FHMS K-068 A2 3.244 08/25/2027		337.92	337.92
05/26/2025	Coupon	3137FBU79	134,951.90	FHMS K-069 A2 3.187 09/25/2027		353.07	353.07
05/26/2025	Principal Paydown	3137FBU79	134,951.90	FHMS K-069 A2 3.187 09/25/2027	233.67		233.67
05/26/2025	Coupon	3137FETN0	135,000.00	FHMS K-073 A2 3.35 01/25/2028		376.88	376.88
<b>May 2025 Total</b>					<b>158,470.25</b>	<b>29,714.27</b>	<b>188,184.52</b>
<b>JUNE 2025</b>							
06/02/2025	Coupon	023135CN4	100,000.00	AMAZON.COM INC 4.6 12/01/2025		2,300.00	2,300.00
06/09/2025	Coupon	3130AWC24	250,000.00	FEDERAL HOME LOAN BANKS 4.0 06/09/2028		5,000.00	5,000.00
06/09/2025	Coupon	3130B1BC0	250,000.00	FEDERAL HOME LOAN BANKS 4.625 06/08/2029		5,781.25	5,781.25
06/16/2025	Coupon	161571HT4	145,000.00	CHAIT 2023-1 A 5.16 09/15/2028		623.50	623.50
06/16/2025	Coupon	362554AC1	9,138.20	GMCAR 2021-4 A3 0.68 09/16/2026		1.00	1.00

# CASH FLOW REPORT



Vallejo Flood & Wastewater District Cons | Account #10761 | As of July 31, 2024

Payment Date	Transaction Type	CUSIP	Quantity	Security Description	Principal Amount	Income	Total Amount
06/16/2025	Principal Paydown	362554AC1	9,138.20	GMCAR 2021-4 A3 0.68 09/16/2026	751.74		751.74
06/16/2025	Coupon	362583AD8	50,000.00	GMCAR 2023-2 A3 4.47 02/16/2028		147.21	147.21
06/16/2025	Principal Paydown	362583AD8	50,000.00	GMCAR 2023-2 A3 4.47 02/16/2028	2,741.19		2,741.19
06/16/2025	Coupon	362585AC5	22,731.79	GMCAR 2022-2 A3 3.1 02/16/2027		22.98	22.98
06/16/2025	Principal Paydown	362585AC5	22,731.79	GMCAR 2022-2 A3 3.1 02/16/2027	1,322.46		1,322.46
06/16/2025	Coupon	36268GAD7	20,000.00	GMCAR 2024-1 A3 4.85 12/18/2028		80.83	80.83
06/16/2025	Coupon	47787JAC2	20,897.79	JDOT 2022 A3 0.36 09/15/2026		10.33	10.33
06/16/2025	Principal Paydown	47787JAC2	20,897.79	JDOT 2022 A3 0.36 09/15/2026	1,114.78		1,114.78
06/16/2025	Coupon	47800RAD5	35,000.00	JDOT 2024 A3 4.96 11/15/2028		144.67	144.67
06/16/2025	Coupon	58770AAC7	45,000.00	MBART 2023-1 A3 4.51 11/15/2027		101.09	101.09
06/16/2025	Principal Paydown	58770AAC7	45,000.00	MBART 2023-1 A3 4.51 11/15/2027	2,043.04		2,043.04
06/16/2025	Coupon	89238DAD0	75,000.00	TAOT 2024-A A3 4.83 10/16/2028		301.88	301.88
06/20/2025	Coupon	379929AD4	30,000.00	GMALT 2023-3 A3 5.38 11/20/2026		81.93	81.93
06/20/2025	Principal Paydown	379929AD4	30,000.00	GMALT 2023-3 A3 5.38 11/20/2026	3,436.27		3,436.27
06/23/2025	Coupon	438123AC5	45,000.00	HAROT 2023-4 A3 5.67 06/21/2028		212.63	212.63
06/23/2025	Coupon	43815JAC7	35,000.00	HAROT 2023-1 A3 5.04 04/21/2027		94.00	94.00
06/23/2025	Principal Paydown	43815JAC7	35,000.00	HAROT 2023-1 A3 5.04 04/21/2027	2,095.33		2,095.33
06/25/2025	Coupon	05602RAD3	19,986.54	BMWOT 2022-A A3 3.21 08/25/2026		13.21	13.21
06/25/2025	Principal Paydown	05602RAD3	19,986.54	BMWOT 2022-A A3 3.21 08/25/2026	1,191.34		1,191.34
06/25/2025	Coupon	3137BNGT5	250,000.00	FHMS K-054 A2 2.745 01/25/2026		538.59	538.59
06/25/2025	Principal Paydown	3137BNGT5	250,000.00	FHMS K-054 A2 2.745 01/25/2026	8,905.97		8,905.97
06/25/2025	Coupon	3137BVZ82	100,000.00	FHMS K-063 A2 3.43 01/25/2027		285.83	285.83
06/25/2025	Coupon	3137FBBX3	125,000.00	FHMS K-068 A2 3.244 08/25/2027		337.92	337.92
06/25/2025	Coupon	3137FBU79	134,951.90	FHMS K-069 A2 3.187 09/25/2027		352.45	352.45
06/25/2025	Principal Paydown	3137FBU79	134,951.90	FHMS K-069 A2 3.187 09/25/2027	219.87		219.87
06/25/2025	Coupon	3137FETN0	135,000.00	FHMS K-073 A2 3.35 01/25/2028		376.88	376.88
06/30/2025	Coupon	3133EN5E6	250,000.00	FEDERAL FARM CREDIT BANKS FUNDING CORP 4.0 12/29/2025		5,000.00	5,000.00
06/30/2025	Coupon	91282CEW7	250,000.00	UNITED STATES TREASURY 3.25 06/30/2027		4,062.50	4,062.50
<b>June 2025 Total</b>					<b>23,821.99</b>	<b>25,870.64</b>	<b>49,692.63</b>
<b>Grand Total</b>			<b>62,576,542.67</b>		<b>28,621,866.36</b>	<b>399,007.37</b>	<b>29,020,873.73</b>

## IMPORTANT DISCLOSURES



Vallejo Flood & Wastewater District Cons | Account #10761 | As of July 31, 2024

Chandler Asset Management, Inc. (“Chandler”) is an SEC registered investment adviser. For additional information about our firm, please see our current disclosures (Form ADV). To obtain a copy of our current disclosures, you may contact your client service representative by calling the number on the front of this statement or you may visit our website at [www.chandlerasset.com](http://www.chandlerasset.com).

Information contained in this monthly statement is confidential and is provided for informational purposes only and should not be construed as specific investment or legal advice. The information contained herein was obtained from sources believed to be reliable as of the date of this statement, but may become outdated or superseded at any time without notice.

**Custody:** Your qualified custodian bank maintains control of all assets reflected in this statement and we urge you to compare this statement to the one you receive from your qualified custodian. Chandler does not have any authority to withdraw or deposit funds from/to the custodian account.

**Valuation:** Prices are provided by IDC, an independent pricing source. In the event IDC does not provide a price or if the price provided is not reflective of fair market value, Chandler will obtain pricing from an alternative approved third party pricing source in accordance with our written valuation policy and procedures. Our valuation procedures are also disclosed in Item 5 of our Form ADV Part 2A.

**Performance:** Performance results are presented gross-of-advisory fees and represent the client’s Total Return. The deduction of advisory fees lowers performance results. These results include the reinvestment of dividends and other earnings. Past performance may not be indicative of future results. Therefore, clients should not assume that future performance of any specific investment or investment strategy will be profitable or equal to past performance levels. All investment strategies have the potential for profit or loss. Economic factors, market conditions or changes in investment strategies, contributions or withdrawals may materially alter the performance and results of your portfolio.

Source ice Data Indices, LLC (“ICE”), used with permission. ICE PERMITS USE OF THE ICE INDICES AND RELATED DATA ON AN “AS IS” BASIS; ICE, ITS AFFILIATES AND THEIR RESPECTIVE THIRD PARTY SUPPLIERS DISCLAIM ANY AND ALL WARRANTIES AND REPRESENTATIONS, EXPRESS AND/OR IMPLIED, INCLUDING ANY WARRANTIES OF MERCHANTABILITY OR FITNESS FOR A PARTICULAR PURPOSE OR USE, INCLUDING THE INDICES, INDEX DATA AND ANY DATA INCLUDED IN, RELATED TO, OR DERIVED THEREFROM. NEITHER ICE DATA, ITS AFFILIATES OR THEIR RESPECTIVE THIRD PARTY PROVIDERS GUARANTEE THE QUALITY, ADEQUACY, ACCURACY, TIMELINESS OR COMPLETENESS OF THE INDICES OR THE INDEX DATA OR ANY COMPONENT THEREOF, AND THE INDICES AND INDEX DATA AND ALL COMPONENTS THEREOF ARE PROVIDED ON AN “AS IS” BASIS AND LICENSEE’S USE IS AT LICENSEE’S OWN RISK. ICE DATA, ITS AFFILIATES AND THEIR RESPECTIVE THIRD PARTY DO NOT SPONSOR, ENDORSE, OR RECOMMEND CHANDLER, OR ANY OF ITS PRODUCTS OR SERVICES.

Index returns assume reinvestment of all distributions. Historical performance results for investment indexes generally do not reflect the deduction of transaction and/or custodial charges or the deduction of an investment management fee, the incurrence of which would have the effect of decreasing historical performance results. It is not possible to invest directly in an index.

**Ratings:** Ratings information have been provided by Moody’s, S&P and Fitch through data feeds we believe to be reliable as of the date of this statement, however we cannot guarantee its accuracy.

Security level ratings for U.S. Agency issued mortgage-backed securities (“MBS”) reflect the issuer rating because the securities themselves are not rated. The issuing U.S. Agency guarantees the full and timely payment of both principal and interest and carries a AA+/Aaa/AAA by S&P, Moody’s and Fitch respectively.



General Manager  
Mark Tomko

September 10, 2024  
Consent Item, Section 4F

Board Communication

**TO:** The Honorable President and Board of Trustees

**FROM:** Jeff Tucker, Director of Finance/Treasurer

**PREPARED BY:** Olivia Ruiz, Finance Manager  
Jasmine Herber, Accountant

**SUBJECT:** Fourth Quarter Budget to Actual Report for Fiscal Year 2023-2024

RECOMMENDATION

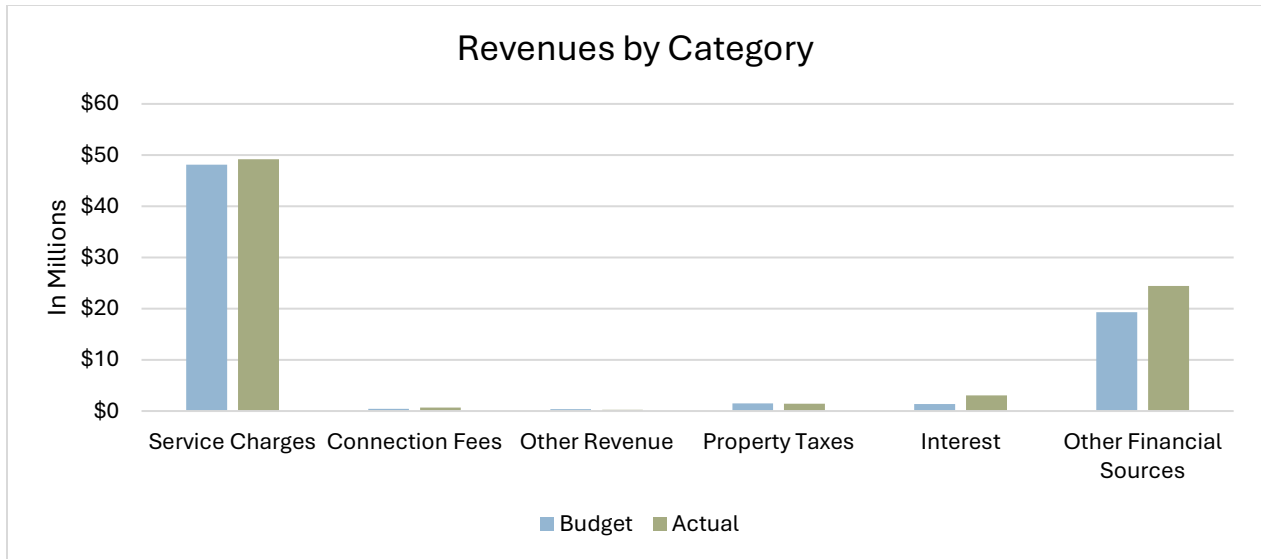
Receive and file fourth quarter budget to actual report for Fiscal Year (FY) 2023-2024 ending June 30, 2024.

BACKGROUND AND DISCUSSION

This quarterly report contains an overview of the District's Operating and Capital expenses as compared to budgeted amounts for fiscal year 2023-24. The purpose of this report is to ensure that the District routinely monitors budget spending and can proactively respond to unanticipated changes and/or cost adjustments. With the goal of maintaining a high level of accountability and transparency, the District will continue to issue its quarterly report into the future.

**REVENUE BY SOURCE**

<u>Revenues by Category</u>	<u>Budget</u>	<u>Actual</u>	<u>Remaining Budget</u>	<u>% of Budget</u>
Service Charges	\$ 48,157,660	\$ 49,217,021	\$ (1,059,361)	102%
Connection Fees	428,490	688,213	(259,723)	161%
Other Revenue	356,130	267,594	88,536	75%
Property Taxes	1,497,230	1,446,346	50,884	97%
Interest	1,389,470	3,074,487	1,685,017	221%
Other Financial Sources	19,328,840	24,467,674	(5,138,834)	127%
<b>Total Revenues</b>	<b>\$ 71,157,820</b>	<b>\$ 79,161,335</b>	<b>\$ (4,633,481)</b>	<b>111%</b>



**Analysis**

Service charges for Sewer, Storm and Upper Lateral programs are currently reporting revenues of \$49.2 million, or 102% of the projected budget has been received. Utility service charges of \$46.7 million have been billed. The first installment was received on the property tax roll in December and the second installment was received in April. The remaining \$1.4 million was billed directly to industrial customers.

**Connection fee revenue** is recognized when the project is completed and it passes inspection, not when the cash is received. As of June 30<sup>th</sup>, there are \$778,334 in sewer connection fee deposits and \$227,213 in stormwater connection fee deposits that have not yet been recorded as revenue.

**Property tax** represents District’s allocation of property taxes revenue that is derived from property tax assessments levied within the entire District. The first installment payment was received in December and the second installment was received in April. The majority of property taxes were allocated to the Stormwater Fund.

**Interest earnings** are higher than budgeted and anticipated during this point of the year, due to higher than anticipated cash on hand and interest rates higher than originally forecast.

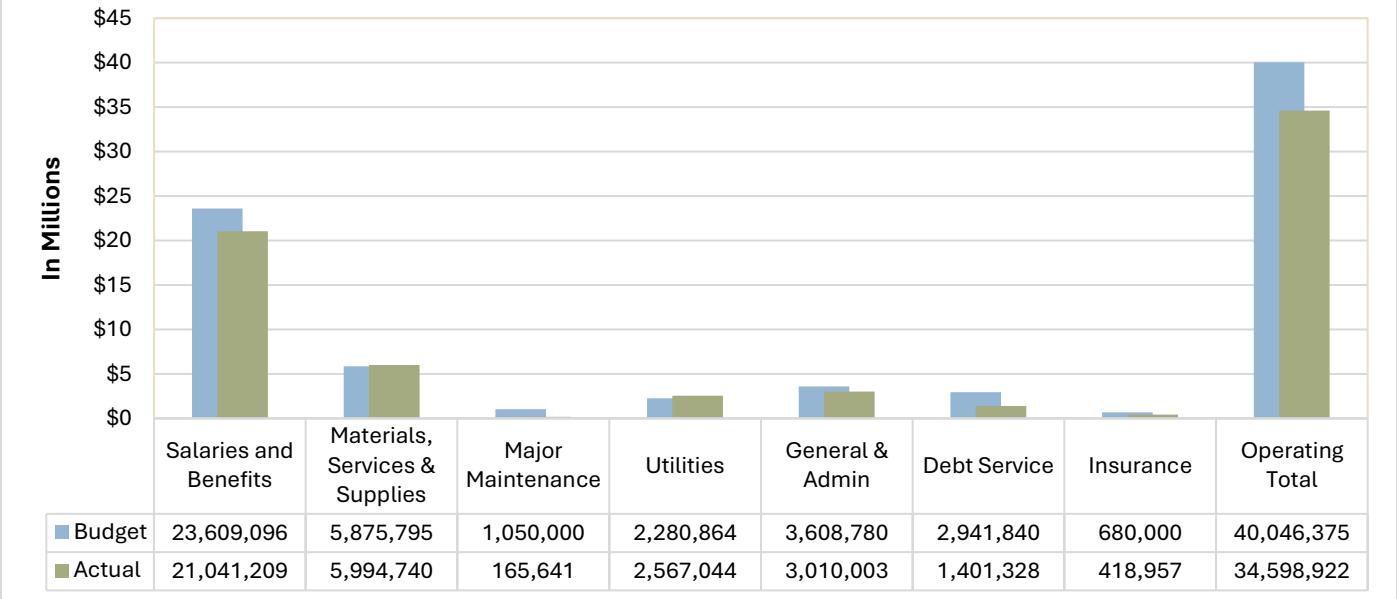
**Other Revenues** category is made up of development-related fees and lease income.

**Other Financial Sources** include loan proceeds from the State Water Resources Control Board for the Mare Island Pump Station (MIPS) project and state grant for the Stormwater Trash Capture Project.

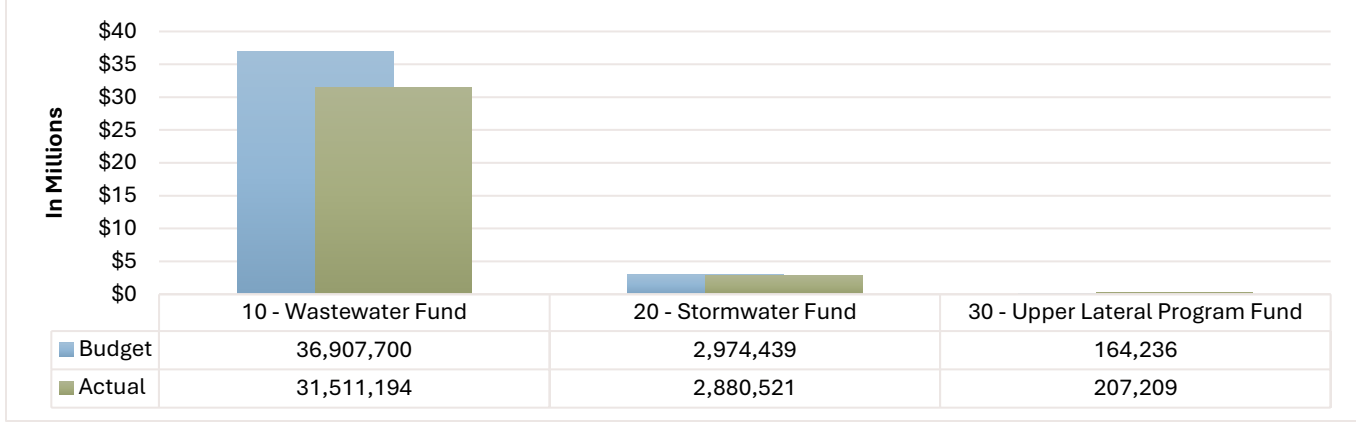
**OPERATING EXPENSES**

<u>Operating Expenses by Category-All Departments</u>	<u>Budget</u>	<u>Actual</u>	<u>Remaining Budget</u>	<u>% of Budget</u>
Salaries and Benefits	\$ 23,609,096	\$ 21,041,209	\$ 2,567,887	89%
Operations Materials, Services & Supplies	5,875,795	5,994,740	(118,945)	102%
Major Maintenance	1,050,000	165,641	884,359	16%
Utilities	2,280,864	2,567,044	(286,180)	113%
General & Administrative	3,608,780	3,010,003	598,777	83%
Debt Service	2,941,840	1,401,328	1,540,512	48%
Insurance	680,000	418,957	261,043	62%
<b>Total Operating Expenses</b>	<b>\$ 40,046,375</b>	<b>\$ 34,598,922</b>	<b>\$ 5,447,453</b>	<b>86%</b>

**FY 2023-24 OPERATING EXPENSES BY CATEGORY  
ALL FUNDS DISTRICT-WIDE as of 6/30/2024**



**FY 2023-24 OPERATING EXPENSES BY FUND**  
as of 6/30/2024



**Analysis**

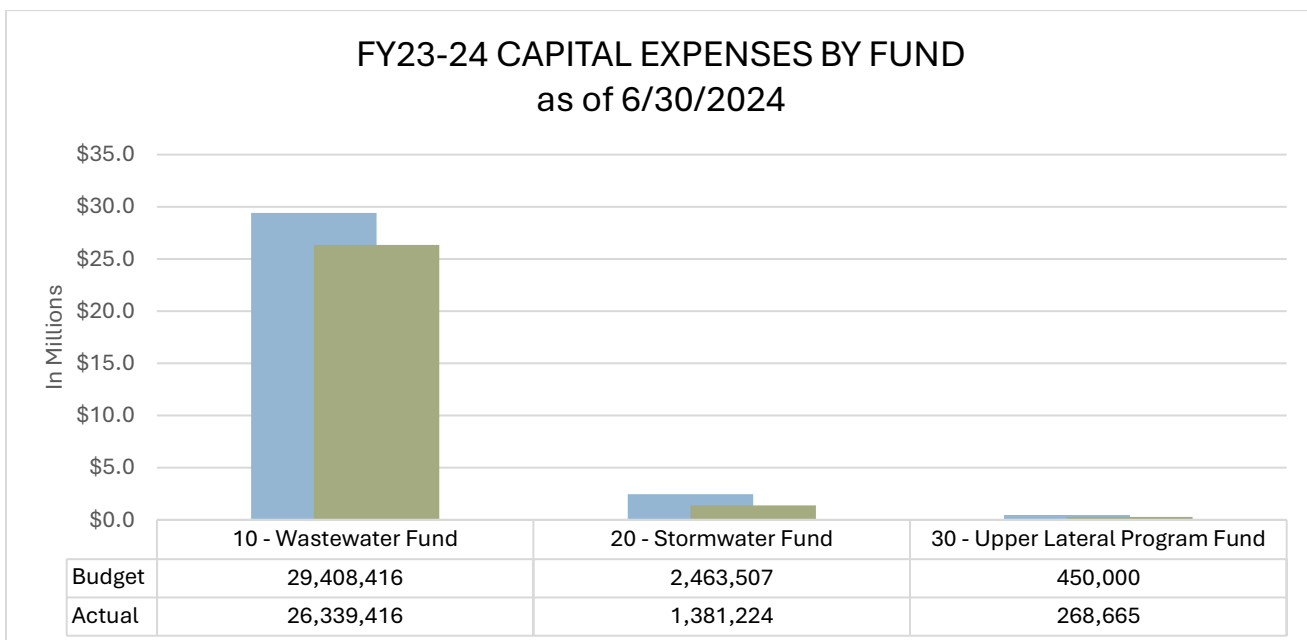
**Operating Expenses.** Administration and Operations Departments exceeded their budget. Expenses for utilities and operations, materials, services and supplies, were higher than anticipated due mostly to impact of inflation and higher utility rates and chemical costs.

Salaries and Benefits were lower than anticipated due to several staff vacancies.

**Expenses by Fund** analysis shows wastewater and stormwater funds operating within established budget parameters (excluding the impacts of non-cash GAAP adjustments). Upper Lateral funds is slightly above budget during this time of the year due to reimbursements for upper lateral program participants.

Wastewater Fund      85% Spent  
 Stormwater Fund      97% Spent  
 Upper Lateral Fund    126% Spent

**FY23-24 CAPITAL EXPENSES BY FUND**  
as of 6/30/2024



**CAPITAL PROJECTS**

The following table represents the status of significant<sup>1</sup> capital projects, studies, and ongoing programs through the end of June 2024:

<b>Projects</b>	<b>Budget for Current Year</b>	<b>Expenses for Current Year</b>	<b>Description of the project</b>
Mare Island Pump Station Project	\$18,000,000	\$20,637,308	Construction of new Mare Island Straight Outfall Pump Station at WWTP.
2023 Sewer Rehab Project	2,000,000	1,472,234	Replacement of approximately 5,200 linear feet of existing vitrified clay pipe sewer mains and replacement of associated lower laterals around Roleen Dr., Lorenzo Dr, and Elliot Dr., west of Sonoma Blvd.
New Bedford Sewer Lift Station	2,000,000	1,453,582	Replacement of the complete sewer lift station, with new submersible pump station, electrical and generator building, and associated appurtenances, site and safety improvements.
Sear Point PS/Mech Rehab	1,920,000	1,529,236	Replacement and rehabilitation improvements of pumps and appurtenances and lift station structural, electrical and safety modifications at existing Sears Point Pump Station
Stormwater Trash Capture	1,400,000	1,146,711	Construction of trash full capture device, culvert and channel improvements at 108-inch Austin Creek storm drain culvert, west of Sonoma Blvd and north of Missouri St.
Sewer Lift Station Electrical Rehab	710,000	-	Perform rehabilitation work on electrical and mechanical systems at priority lift stations.
Mare Island-DOM 4 Rehab	560,000	27,025	Perform electrical systems replacement and mechanical rehabilitation of DOM 4 sewer lift station on Mare Island.
SCADA Systems Upgrade	500,000	119,521	Upgrade in-plant SCADA system platform and perform standardization programming on Operator Interface Terminals (OIT)
<b>Subtotal</b>	<b>27,090,000</b>	<b>26,385,617</b>	
<b>All Other Capital Improvement Projects</b>	<b>4,817,160</b>	<b>1,987,978</b>	Includes several rehabilitation projects, studies and IT related upgrades
<b>Total Capital Improvement Projects</b>	<b>\$ 31,907,160<sup>2</sup></b>	<b>\$28,373,595</b>	

<sup>1</sup> Projects with an estimated total cost over \$500K.

<sup>2</sup> Includes project budget for wastewater and connection fee funds.

## **Analysis**

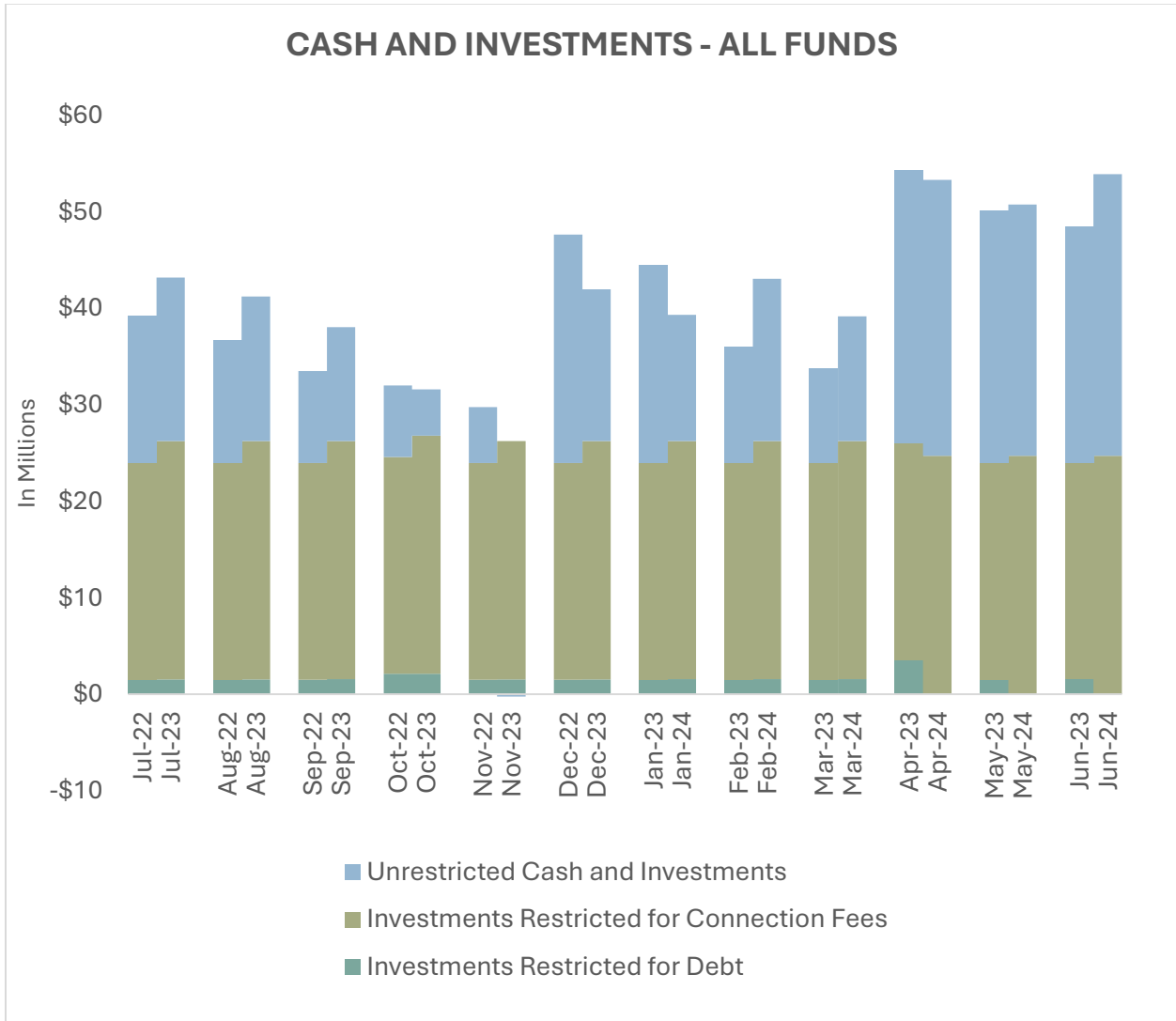
As we close FY24, total CIP expenditure exceeded \$28 million or 89% of the approved budget.

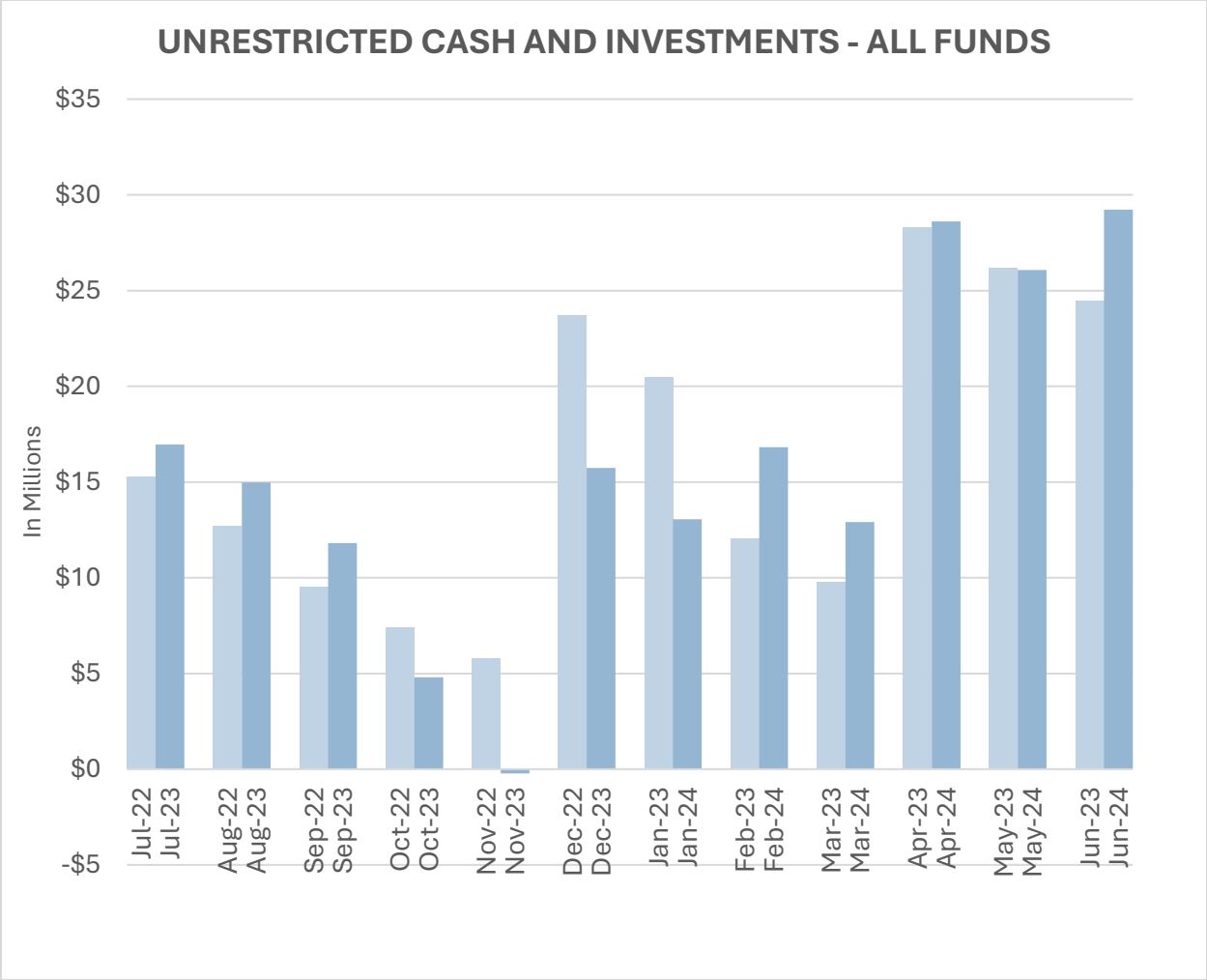
Wastewater fund CIP includes the State Revolving Fund (SRF) financed Mare Island Pump Station (MIPS) rehabilitation project which accounts for over 70% of all capital expenditures (~\$20.6M spent this fiscal year). Other large CIP expenditures include the electrical/mechanical improvements for the District's largest sewer lift station, Sears Point Sanitary Sewer Lift Station (SSLS), the replacement of New Bedford SSLS, and the 2023 Sewer Rehabilitation project. Significant sewer collection system rehabilitation expenditures will continue into the foreseeable future as the District focuses on rehabilitation of lift stations and replacement of aging sewer pipe and reduction of infiltration and inflow as priority strategic investments. Collection system improvements have supplemental, positive impacts including improved reduced energy and chemical costs and restoration of lost capacity. As the \$40,000,000+ MIPS project nears completion, sewer improvements at the WWTP will focus on electrical, headworks and secondary treatment process improvements, including nutrient loading reduction planning required by the Nutrient Watershed Permit.

Stormwater expenditures for FY24 were focused on construction of trash capture devices. Two new trash full capture devices have been completed this year. Completion of these devices brings the District and City of Vallejo into compliance with the 80% trash capture mandate established by the SF Regional Water Quality Control Board and issued via the Municipal Regional Stormwater NPDES Permit (MRP). Both trash capture projects were funded through a Caltrans Stormwater grant at no cost to rate payers. The District and City will need to collaboratively evaluate further device installations which are necessary to meet the current 90% and upcoming 100% trash reduction mandates and a funding mechanism for ongoing maintenance of these devices.

For FY24, all major sewer capital infrastructure projects, slated to begin construction this year, have been awarded.

**CASH BALANCES**





**Analysis**

The unrestricted balance of cash and investments in the current fiscal year is \$4.7 million higher than the prior fiscal year. The District received reimbursements through the State Revolving Fund (SRF) loan this quarter for the MIPS project. The repayment of this SRF loan is scheduled to start December 2026.

**STAFFING**

**Full time equivalent (FTE) positions summary**

Total Budgeted FTE Positions	96
Total Number of Vacancies	6
Total Current FTE	90

**Separations in past quarter:**

Position	Status

**Filled positions in past quarter:**

Position	Status

**Current vacancies:**

Position	Status
Accounting Technician	Recruitment in progress
Collection Systems Technician	Recruitment in progress
Management Analyst	Recruitment in progress
Electrical/Instrumentation Technician	Recruitment in progress

**CONTRACTS OVER \$100,000**

The Board of Trustees has requested a report on all contracts approved by the General Manager in excess of \$100,000 that were not approved by the Board of Trustees. The following contracts were approved during the Quarter:

Contractor	Purpose of Contract	Amount
Waterproofing Associates	Building 68 Roof Replacement	\$178,500
Pine Flat Ranch, DBA City Wide Facility Solutions	Janitorial Services	150,000

**ENVIRONMENTAL REVIEW**

This is not a project under CEQA and no environmental review is required.

**FISCAL IMPACT**

None

**DOCUMENTS ATTACHED**

None

**CONTACT PERSON**

Jeff Tucker, Director of Finance/Treasurer, (707) 652-7802



General Manager  
Mark Tomko

September 10, 2024

Board Communication

Consent Calendar, Section 4G

**TO:** The Honorable President and Board of Trustees  
**FROM:** Mark Tomko, General Manager  
**PREPARED BY:** Bill Ash, Associate Engineer  
**SUBJECT:** Mare Island Update

RECOMMENDATION

Receive and file information update on Mare Island for September 2024.

BACKGROUND AND DISCUSSION

The purpose of this Board Communication is to summarize recent activity on Mare Island that involved Vallejo Flood and Wastewater District.

RECENT UPDATES

The following items represent a summary of specific updates since the last meeting of the Board of Trustees:

Permitting

Development Review (DVR24-0012) – North Mare Island Beautification Project. Mare Island Company submitted a plan review set for the beautification of north Mare Island for the City's review.

- A. Given the proposed scope the District has no immediate concerns with the project and issued a response outlining the following considerations:
  - a. The District operates two lift stations in the vicinity of the proposed work, access to these lift stations will have to be maintained and the access plans reviewed by District staff to ensure adequate clearance.
  - b. The proposed project area contains existing sewer and storm drainage infrastructure, the Applicant shall provide a plan indicating what infrastructure will remain and what will be demolished or abandoned.
  - c. Additional information and fees may be required depending on the full scope of the project.

110 Pintado Street (BP22-00906) - Mare Island Art Studios

- A. The District approved this project on August 12, 2024.
- B. The current status of the permit is still listed as, "Awaiting Resubmittal."

321 Azuar Drive (BP22-0255) – Alco Metals Mew Metal Shredding Building.

- A. Project has been completed and inspected by the District on August 21, 2024.

Preliminary Review (PR24-0001) – Proposed EV test track for autonomous Glydways transit system.

- A. The District has been informed that this project is not moving forward and will be removed from future updates.

1050 Nimitz Avenue (BP24-00702) – WETA is intending to create 4 new enclosed offices and a small Hoteling Station at their Mare Island facility.

- A. The project scope does not constitute a change in use, nor does it impact Sanitary Sewer or Storm Drain infrastructure. Therefore, the permit has been returned as, “Review not Required.”

1101 Nimitz Avenue (BP24-01100) – Interior remodel; electrical, bath, laundry & kitchen.

- A. The project scope does not constitute a change in use; however, the District is evaluating if a Pre-Treatment Questionnaire will be required due to proposed cage washing operations.

#### Mare Island Infrastructure Assessment (MIIA)

The Monthly Project Management Meeting was held August 15, 2024. The discussion mostly centered around the sanitary sewer capacity and grant extension.

The recommendation is to perform additional inspection of sewer lines using Electro Scan to assess the condition of existing pipes along the waterfront that are inaccessible to more conventional inspection methods due to flooding.

- A. In cooperation with the City, District, and MIC, West Yost identified several areas for additional inspection by Electro Scan.
  - a. Preliminary field investigations indicated that pipe sections were severely impacted by sediment and other debris that would need to be cleaned prior to inspection.
  - b. The District will assist with the cleaning operations in support of this effort with the inspections anticipated to begin middle of September.
- B. The City is pursuing additional grant funding and an extension to perform a complete inspection of the sewer system and a preliminary analysis of the existing seawall.
- C. Documents and Technical Memorandums (TM) Provided for Review and Comment:
  - a. Draft of the consolidated report excluding the Sanitary Sewer system chapter was provided on August 1, 2024 with comments due August 30, 2024.
  - b. Chapter 5, the Sanitary Sewer section and Executive Summary of the report will be completed following the additional sewer system investigations.
  - c. Draft of Chapter 3, the Water section of the report was provided for District information and review on March 28, 2024. Review and comments were due from District on April 19. cursory review by District was performed and response provided on April 19.

#### ONGOING ITEMS AND SUPPLEMENTAL INFORMATION

The following items represent ongoing tasks related to Mare Island being managed or coordinated by the District:

##### Permitting

975 Nimitz Avenue (BP22-00306) – Tenant Improvement to convert the second floor of Building 483 to wine barrel storage.

- A. The District Conditionally Approved the project on May 5, 2023, pending receipt and approval of the designs for the pH Pre-Treatment System and Flow Monitoring/Sampling Station.
- B. The District Environmental Compliance Division (ECD) coordinated with the applicant to resolve design challenges related to the pre-treatment system and gave their approval on September 22, 2023.
- C. The Applicant responded on January 10, 2024 that the pH dosing system was going to be cost prohibitive and they are looking for other alternatives to move the project forward. The District acknowledged this change in a response on January 24, 2024.

- D. The current status of the permit is, “Finalized”; however, the District has not performed any inspections nor has the change in operation necessitating the pre-treatment system been communicated.
- E. No further updates.

Preliminary Review (PR23-0004) – Use of Berth 18 for Materials Handling Facility by PG&E for dewatering and off-haul of dredged materials.

- A. No updates.

#### Mare Island Infrastructure Assessment (MIIA)

The recommendation to perform smoke testing of the sanitary sewer system was presented during the meeting. Smoke testing is a sewer inspection method whereby nontoxic smoke is forced into sewer system access points. The smoke makes its way through all connected pipes in the sewer system, thereby indicating pipe leaks, breached utility holes, cracks, uncapped lines, and other sources of Inflow and Infiltration (I&I).

- A. Results of the additional flow monitoring identified North Mare Island as having significant I&I, additional smoke testing of North Mare Island was recommended and commenced on May 28, 2024.
- B. Additional CCTV scope may be identified following the results of the smoke testing.
- C. Documents and Technical Memorandums (TM) Provided for Review and Comment:
  - a. Draft of Chapter 4, the Storm Drainage section of the report was provided for District information and review on April 2, 2024. Review and comments were provided by the District on April 26
  - b. Draft of Chapter 6, the Geotechnical Evaluation section of the report was provided for District information and review on March 14, 2024. Review and comments were due from District on April 19. cursory review by District was performed and response provided on April 19.
  - c. Draft of Chapter 3, the Water section of the report was provided for District information and review on March 28, 2024. Review and comments were due from District on April 19. cursory review by District was performed and response provided on April 19.

#### DOM 4 Lift Station

- A. DOM 4 is the final sewer lift station on Mare Island that pumps all Mare Island sewer flow to the mainland side.
- B. The District contracted with HydroScience Engineers, Inc. in August 2022 to prepare a Technical Memorandum and design documents for replacing the existing Variable Frequency Drives (VFDs). During this work it was discovered that the Motor Control Center (MCC) and the Programmable Logic Controller (PLC) were in poor condition and in need of replacement.
- C. The District advertised the DOM 4 Lift Station MCC and CP Replacement Project (CWP013) for bid on 2/6/2024 and held a well-attended mandatory pre-bid meeting on February 22, 2024.
- D. The District received three bids on March 21, 2024 with the low bid being submitted by Mike Brown Electric for \$640,100. The project was awarded to Mike Brown Electric as part of the Meeting of the Board of Trustees on March 12<sup>th</sup>.
- E. The District is currently working with Mike Brown Electric on Submittals and RFIs.

#### DOM 3 Lift Station

- A. DOM 3 is a sewer lift station that pumps sewer flow on Mare Island to DOM 4. Various maintenance activities are required for DOM 3 including the replacement of both pumps and

the influent valves. To accomplish this, sediment built up in the wet well will need to be removed. The sediment was tested and found to be contaminated by heavy metals and will need to be disposed of at a suitable location.

- B. On October 14, 2022, DOM 3 Pump 1 experienced a failure of the pump volute due to excessive corrosion that flooded the Dry Well. District staff responded and pumped down the flooded area and isolated the failed pump. Currently, DOM 3 is operating on a single, heavily corroded pump with no redundancy and has been for the past year.
- C. The cost estimate received for the sediment removal and disposal is \$67,850 on a Time & Materials basis. The materials estimate prepared by the District to replace both pumps and influent valves is \$104,000.

#### FUNDING

The District has reached out to the City of Vallejo and Mare Island Company to collaborate on efforts to lobby for funding for Mare Island infrastructure. The District has been successful in its lobbying efforts to have Congressionally Directed Spending (i.e., earmarks) included in the House Interior and Environment spending bill for the upcoming federal budget; however, the draft Senate bill does not include this earmark. District staff continues to work with its federal representatives to secure this funding.

#### ENVIRONMENTAL REVIEW

This is an administrative update and is not considered a project under CEQA per Section 15378; therefore, no environmental review is required.

#### FISCAL IMPACT

The fiscal impact of connection fees, operation and maintenance costs, and capital costs is part of ongoing discussion with MIC/City.

#### DOCUMENTS ATTACHED

None

#### CONTACT PERSON

Bill Ash, Associate Engineer, (707) 558-3409



**General Manager  
Mark Tomko**

**September 10, 2024**

**Board Communication**

**Consent Item, Section 4H**

**TO:** The Honorable President and Board of Trustees  
**FROM:** Tracy Rideout, Director of Technical Services  
**PREPARED BY:** Jennifer Harrington, Environmental Services Manager  
**SUBJECT:** Contract Farming on Tubbs Island

**RECOMMENDATION**

Authorize the General Manager to execute the lease for contract farming on Tubbs Island.

**BACKGROUND AND DISCUSSION**

Tubbs Island is located in Sonoma County, south of Highway 37 and has been owned by the District since 1983. The District leases property to a tenant on Tubbs Island that operates a working farm that utilizes the District's Class B biosolids. The District transports and disposes Class B biosolids on Tubbs Island and those biosolids are used as a soil amendment during farming operations, producing silage crops used for various purposes including animal feed. This beneficial reuse of biosolids saves the District over \$1,000,000 annually when compared to the cost of disposal fees. This reuse also provides the environmental benefit of sequestering carbon in a plant-available form in the soil.

The current farmer, who has been working under prior lease agreement for over 20 years, is retiring this year. The District has completed a procurement process and recommends that the District enter into a new lease with Manzoni Ranch, as the proposed lessee.

Farming activities continue to be performed as crop harvesting must be completed prior to significant winter rains. Staff is working with the potential lessee and the District's legal team toward mutually beneficial lease agreement terms. Staff requests that the Board delegate authority to the General Manager to execute the lease agreement, subject to approval by legal counsel. The new lease agreement terms are generally consistent with the provisions of the previous lease agreement, with minor changes to accommodate the new farmer and their proposed operations. This delegation of authority will allow for continuity of farming activities on Tubbs Island and the continuation of the biosolids management program.

**ENVIRONMENTAL REVIEW**

This is not a project under CEQA and no environmental review is required.

**FISCAL IMPACT**

There is no cost to the District associated with execution of the farming lease agreement. No rent is paid by the lessee under the lease, but the District receives certain benefits including the fact that under the new lease, the lessee will pay for electric utility costs associated with Tubbs Island operation, a cost-savings for the District. Additionally, the continued beneficial biosolids reuse program provides the most cost effective method to dispose its Class B biosolids. Currently, the District has an agreement with Lystek to accept a small number of loads of Class B Biosolids each month, at a rate of \$94.50/wet ton, for use in a liquid fertilizer product. Based on 2023 total wet tons of Class B Biosolids produced, sending all Class B Biosolids to Lystek at the 2023 rate would have cost the District over \$1.3 million.

DOCUMENTS ATTACHED

None.

CONTACT PERSON

Jennifer Harrington, Environmental Services Manager, (707) 652-7806

# Treatment Plant Odor Control & Emission



# The Project

## The South Biotower -Trickling Filter Media Replacement

- Shutdown of the South Biotower
- Contractor removed distributor arm and started removing existing media.

## Loading of North Biotower:

- The North Biotower is now strained due to treating the full daily flow.
- The strength of the wastewater stayed consistent however, the treatment capacity was reduced by 50%.





# Characteristic Of Odors

- Hydrogen Sulfide (H<sub>2</sub>S)
  - *Rotten egg, natural gas*
- Mercaptan (sulfur)
  - *Natural gas*
- Ammonia (NH<sub>3</sub>)
  - *Nitrogen, fishy*

# What have we done?

Ecosorb fans that deodorize and neutralize. Fans were strategically placed throughout the plant where known sources of odors have been identified.



# What have we done?

Deodorizing and neutralizing misting System's were installed on our elevated Headworks, Secondary clarifier's railings and on the roof of the secondary building.



# What have we done?

Replaced six large new covers on Aeration Basins.

This will reduce the odors produced from this specific aerobic secondary treatment process.

The old covers were installed in 2006 and were severely UV and weather damaged.



# Continuous Improvement

- Prechlorinating to the North Interceptor
- Prechlorinating to the Headworks
- Plant soil filters Improvement
- Solids Processing Facility (SPF) odor scrubber improvement



Thank you

Any questions?





General Manager  
Mark Tomko

September 10, 2024

Board Communication

Administrative Items, Section 5B

**TO:** The Honorable President and Board of Trustees

**FROM:** Mark Tomko, General Manager

**PREPARED BY:** Mark Tomko, General Manager

**SUBJECT:** Approval of Strategic Plan, Fiscal Year 2024/25 – 2025/26

**RECOMMENDATION**

Approve the Strategic Plan for Fiscal Year 2024/25 to 2025/26

**BACKGROUND INFORMATION**

The Strategic Plan is a comprehensive approach to establishing the objectives and priorities for work to achieve the District's mission. The Strategic Plan provides clear direction for the organization and clarity to the Board and ratepayers. The Strategic Plan was developed by the Executive Management Team with input from the Board of Trustees and District staff. This is the first District Strategic Plan and will be the foundation for the District in its planning and goal setting.

The Strategic Plan is a two-year plan for fiscal years 2024/25 to 2025/26 and includes five key goals:

- Workplace Planning and Development
- Customer & Community Partnering
- Infrastructure Performance, Reliability, and Resiliency
- Regulatory Compliance
- Financial Viability & Stability

Each goal includes strategies (actions toward the overarching goal), objectives (specific tasks to complete), and milestones (measurable accomplishments).

**ALTERNATIVES CONSIDERED**

The Strategic Plan is a planning and strategy document; alternatives were evaluated in the development of the plan.

**FISCAL IMPACT**

The fiscal impact is unknown and will depend on resources required to achieve the goals and objectives set forth in the Strategic Plan. The FY 2025-26 and FY 2026-27 Biennial Budget will be developed and presented to the Board with the intention of including any additional expenses necessary to implement and complete the objectives identified in the Strategic Plan.

**DOCUMENTATION ATTACHED**

Strategic Plan Fiscal Year 2024/25 – 2025/26

**CONTACT PERSON**

Mark Tomko, General Manager, 707-644-8949



*Strategic*

**PLAN**

**Fiscal Years  
2024/25 - 2025/26**

[www.vallejowastewater.org](http://www.vallejowastewater.org)

# GENERAL MANAGER'S *Message*

Vallejo Flood and Wastewater District's mission is to improve the quality of life of District residents by providing effective sewer and flood control services. The foundation to accomplish this mission is the District's dedicated and experienced staff.

The creation of a Strategic Plan provides the pathway to translate the District's mission and vision into five key goals:

- 1 Workforce Planning & Development
- 2 Customer & Community Partnering
- 3 Infrastructure Performance, Reliability, and Resiliency
- 4 Regulatory Compliance
- 5 Financial Viability & Stability

The Strategic Plan, combined with a dedicated workforce, leadership, and Board of Trustees provides a focused deliberate strategy that will guide decisions and future direction. The two-year Strategic Plan will be reviewed frequently to ensure it remains agile and executable.



**Mark Tomko**  
General Manager



**Robert McConnell**  
President



**Mina Loera-Diaz**  
Vice President



**Cristina Arriola**  
Trustee



**Peter Bregenzer**  
Trustee



**Erin Hannigan**  
Trustee



**Diosdado "JR" Matulac**  
Trustee



**Charles Palmares**  
Trustee



**Rozzana Verder-Aliga**  
Trustee

---

# LEADERSHIP TEAM

---



# District Overview

## Overview

Vallejo Flood and Wastewater District is a special District created by an Act of the California State Legislature in 1952. The District was created to provide wastewater collection, treatment, and disposal services along with flood control services. The District serves an area slightly larger than the City of Vallejo including some unincorporated County areas. The District is governed by an eight-member Board of Trustees, composed of seven members of the Vallejo City Council and one member from the Solano County Board of Supervisors.

The District provides wastewater collection, treatment, reuse, and storm water transmission and pollution control services 24 hours/day to all residents and businesses within its boundaries. The District's services approximately 37,800 accounts that equate to 49,500 billing units. The District service area is predominately residential including 1,200 commercial accounts. The permitted dry weather wastewater treatment plant flow is 15.5 million gallons per day.

## Strategic Plan Overview

The Strategic Plan emphasizes the District's mission, core values, and identifies short and long-term goals, strategies, and objectives. The Strategic Plan guides staff in setting priorities and allocating resources.



### Mission

- Our mission is to improve the quality of life of District residents by providing effective sewer and flood control services.



### Vision

- To be trusted environmental stewards through organizational excellence, fiscal leadership, and exceptional customer service.



### Core Values and Principles

- Exercise honesty and integrity in the conduct of District business.
- Deliver high-quality customer service.
- Contribute toward responsible environmental stewardship.
- Promote a positive, safe, and healthy workplace with an engaged and productive workforce.
- Seek high value return on customer investments of rates and charges.

# Goals, Strategies, and Objectives

Strategic goals are established by the vision, mission, core values, and principles of the Vallejo Flood and Wastewater District. They define the direction provided by the Board of Trustees to staff to move the agency forward. Each qualitative strategic goal is a broad statement of what our agency will strive to achieve over the next two years.

Goals are supported by Strategies (actions toward the overarching goal), objectives (specific tasks to complete), and Milestones (measurable accomplishments). Below is the list of Strategic Goals.

## Goals and Objectives



### Goal #1 Workforce Planning & Development

Attract, develop, motivate, and retain a sustainable workforce, while promoting a thriving and safe workplace of choice for the greater Solano County area.



### Goal #2 Customer & Community Partnering

Engage with our community, enhancing the image of the District and building awareness of our role in keeping our community healthy and safe.



### Goal #3 Infrastructure Performance, Reliability, and Resiliency

Adopt infrastructure maintenance and modernization strategies that maximize performance, reduce risk, and ensure reliable service in collaboration with local, regional, and national partners.



### Goal #4 Regulatory Compliance

Continue commitment to environmental stewardship by meeting or surpassing regulatory requirements and engagement with environmental stakeholders.



### Goal #5 Financial Viability & Stability

Promote financial policies and future-focused planning that support sustainability, integrity, and responsible resource allocation for the organization.

# WORKFORCE PLANNING & DEVELOPMENT

Attract, develop, motivate, and retain a sustainable workforce, while promoting a thriving and safe workplace of choice for the greater Solano County area.

## A. Strategy #1 - Coordinate workforce planning activities to determine future needs, identify gaps, and implement actions to close the gaps.

1. Develop an employee master plan that will review staffing levels, practices for recruitment, retention, “in-training programs,” and provide recommendations and modifications.



## B. Strategy #2 - Develop employees to meet current and future workforce demands.

1. Create workforce career ladders for succession planning and employee growth.
2. Provide career and professional development opportunities to grow our internal workforce to enhance skills and develop future leaders.
3. Review performance evaluation system and streamline the process to improve quality, efficiency, and results.

# WORKFORCE PLANNING & DEVELOPMENT



	Milestones	Schedule
1A	Employee Master Plan RFP	August 1, 2024
1A	Employee Master Plan Final	April 11, 2025
1B	Review position inventory and identify potential work career ladder opportunities	July 1, 2025
1B	Internal employee development through academies, conferences, workshops, online training, cross-training, mentoring, and rotation programs	On going, Include on work plans and reviews. Create workforce that is always improving and eager to grow and support the District's mission.
1C	Evaluate/Revise performance evaluation system	Develop review system that best recognizes and celebrates achievement while determining paths of improvement and/or changes that need to be made by December 2025

# EMPLOYEE, CUSTOMER, AND COMMUNITY PARTNERING

Engage with our community, enhance the image of the District, and build awareness of our role in keeping our community healthy and safe.



	Milestones	Schedule
2A	<b>Communications Master Plan</b>	Complete by July 1, 2025
2B	<b>Continue to engage with community leaders, industry partners, and regulators</b>	Ongoing, establish voice in community, market District achievements and culture.

**A. Strategy #1 – Develop Communications Master Plan for community engagement that includes the following:**

1. Targeted messages for each audience and stakeholder group.
2. Focus on stakeholder relationships and cooperation (with City of Vallejo, GVRD, industry partners, regulators, etc.).
3. Develop internal communication strategy to provide important and timely information to employees.

# INFRASTRUCTURE PERFORMANCE, RELIABILITY, AND RESILIENCY

---

In collaboration with local, regional, and national partners, formalize a capital investment strategy that maximizes asset management, risk reduction, and reliable service.

## **A. Strategy #1 - Enhance Collection System resiliency and effectiveness through responsibly planned rehabilitation and capacity projects.**

1. Improve operational resiliency through well-planned capital investment:
  - Designate highest inflow and infiltration (I&I) peaking factors areas for collection system rehabilitation projects and work to increase I&I rehabilitation investment.
  - Deliver priority lift station electrical and mechanical improvements.
  - Prioritize capacity improvements in new development impact areas.
2. Utilize interagency Mare Island Infrastructure project(s) and work with federal, state, and/or local partners.

## **B. Strategy #2 - Improve wastewater treatment plant infrastructure resiliency, efficiency, and effectiveness**

1. Formalize asset management (AM) principles and project prioritization for effective funding and delivery of rehabilitation projects that extend asset life cycles and reduce risk of unplanned failure.
2. Consider alternative project delivery and contract procurement methods for large capital projects to effectively utilize resources and accelerate delivery timelines.
3. Develop comprehensive plan to meet regulatory requirements in Nutrient Watershed Permit including the acquisition of land for expansion of treatment process.
4. Maintain and reinforce levees on Tubbs Island to continue the cost-effective application of biosolids on the island.
5. Complete study to identify CARB requirements and fleet electrification-related energy consumption projections and incorporate data into a plant-wide energy master plan.

---

## **C. Strategy #3 - Address Stormwater System capital deficiencies**

1. Update stormwater master plan to develop goals and projects to reduce flood risks and meet water quality requirements that conform with available and projected funding.

# INFRASTRUCTURE PERFORMANCE, RELIABILITY, AND RESILIENCY



	Milestones	Schedule
3A	Improve Resiliency by identifying and prioritizing projects based on I/I, electrical and mechanical risks of lift stations, capacity in new development areas	May 2025 (include in CIP)
3A	Prioritize Mare Island infrastructure projects	Ongoing, to reduce risks and reliability of system.
3B	Use asset management to prioritize projects	Ongoing, May 2025 (CIP)
3B	Alternative delivery methods for capital projects	Annually review projects to determine best procurement strategy for upcoming projects
3B	Obtain land for nutrient removal Clean Water Project	June 2025
3B	Reinforce Tubbs Island Levees	Annual Projects
3B	Complete Fleet-related energy study	June 2025
3B	Complete treatment plant energy master plan	June 2026
3C	Complete Stormwater Master Plan update	June 2026

# REGULATORY COMPLIANCE



Continue commitment to environmental stewardship by meeting or surpassing regulatory requirements and engagement with environmental stakeholders.

## A. Strategy #1 – Comply with regional, state, and federal regulatory requirements.

1. Develop a new Private Sewer Lateral inspection program that includes a point-of-sale process.
2. Continue to reduce sewer spills to maintain the number of sewer spills at historically low levels. (Goal is zero sewer spills.)
3. Maintain reporting and compliance for MRP and NPDES permit requirements.
4. Partner with the community to achieve environmental goals.

## B. Strategy #2 - Advocate on behalf of District and community interests

1. Monitor proposed state and federal legislation that could impact the District's current or future operations.
2. Advocate the District's interests through statewide and regional consortiums (CASA, BACWA, etc.) addressing sewer and stormwater regulations such as nutrients, PFAS, and other areas of current and future regulation.
3. Support legislation and regulation that align with the District's mission and goals.

# REGULATORY COMPLIANCE



	Milestones	Schedule
4A	<b>Develop Private Lateral Program that includes Point of Sale Ordinance</b>	March 2025
4A	<b>Reduce and maintain sewer spills at low levels</b>	Ongoing
4A	<b>Maintain NPDES/Other Permits compliance</b>	Ongoing
4A	<b>Partner with Community to achieve environmental goals</b>	Ongoing
4B	<b>Monitor proposed State and Federal legislation</b>	Utilize lobbyist and agency affiliations - ongoing
4B	<b>Advocate through statewide and regional consortiums</b>	Ongoing based on need
4B	<b>Support legislation and regulations that align with the District</b>	Ongoing based on need

# FINANCIAL VIABILITY & STABILITY

Promote financial policies and future-focused planning that support sustainability, integrity, and responsible resource allocation for the organization.

## A. Strategy #1 - Seek external funding for capital expansion and rehabilitation projects

1. Seek external funding for Mare Island sewer and stormwater rehabilitation and take actions to reduce risks on Mare Island.
2. Complete capacity charge update for sewer connection fee, Sears Point supplemental connection fee, and update Table of Rates and Charges.



## B. Strategy #2 - Develop Financial Sustainability Plans

1. Update 10-Year Financial Forecast, including strategies for reserve policy compliance and debt financing, and minimize potential for unplanned large rate increases.
2. Develop financing strategy for stormwater management, in coordination with updated stormwater master plan.

# FINANCIAL VIABILITY & STABILITY



	Milestones	Schedule
5A	<b>External Mare Island funding</b>	<ul style="list-style-type: none"> <li>• Complete US Economic Development Administration (EDA) funded Mare Island Infrastructure Assessment by December 2024, in cooperation with City of Vallejo and Mare Island Company.</li> <li>• Secure first phase I&amp;I project funding through Direct Congressional Appropriation by December 2025.</li> <li>• Work cooperatively with City of Vallejo on second EDA grant proposal and project. Submit grant application by December 2025.</li> <li>• Secure agreement with Mare Island Company on capacity charge collection and allocation as part of Site-Specific Plan CEQA comments and subsequent development agreement, anticipated in late 2025.</li> </ul>
5A	<b>Capacity Charge Studies completed</b>	Present Sewer Capacity Charge studies to Board of Trustees in June 2024, for adoption of rates in July 2024.
5B	<b>Update 10-Year Financial Forecast</b>	Board approval in June 2025 of 10-Year Financial Forecast as part of Biennial Budget process.
5B	<b>Stormwater financing plan</b>	Present long-term financing plan to Board of Trustees by June 2026 (timing dependent on completion of Stormwater Master Plan).



**General Manager  
Mark Tomko**

**September 10, 2024**

**Board Communication**

**Public Hearing, Section 6A**

**TO:** The Honorable President and Board of Trustees

**FROM:** Tracy Rideout, Director of Technical Services

**PREPARED BY:** Tracy Rideout, Director of Technical Services  
Jeff Tucker, Director of Finance/Treasurer

**SUBJECT:** Revised Upper Lateral Ordinance

**RECOMMENDATION**

Conduct public hearing and consider adoption of a revised upper lateral ordinance as follows:

1. Open Public Hearing on Ordinance regarding upper laterals and the owner-initiated upper lateral replacement reimbursement program
2. Receive public comment.
3. Close Public Hearing.
4. Adopt Ordinance.

**BACKGROUND AND DISCUSSION**

Ordinance 94-66, Ordinance 94-69, and Resolution 94-4408, as updated in 2018 with Ordinance 2018-69 (Previous Upper Lateral Regulations), established the current rules and local law regarding the District's regulation of sewer laterals and the reimbursement program that reimburses property owners for a portion of the repair costs for owner-initiated upper lateral replacements.

The proposed Ordinance clarifies the District's process in issuing reimbursements for owner-initiated upper lateral replacements to accurately reflect current administrative activities and construction requirements, which have changed over the years. The District's General Manager and General Counsel recommend adopting the proposed Ordinance to replace the Previous Upper Lateral Regulations rather than amending each individual Ordinance and Resolution.

The Previous Upper Lateral Regulations also established specific program criteria for the upper sewer later evaluation and replacement program, commonly known as the Upper Lateral Program (Program). This Program incentivizes private property owners to replace damaged upper laterals, which benefits the District by reducing inflow and infiltration into the District's sewer system. The Previous Upper Lateral Regulations stipulate specific requirements for the management and operation of the Program, which are inefficient to conduct, unnecessarily limit the eligibility of homeowners, and do not reflect the current preferred Program administration activities.

The proposed Ordinance would replace the Previous Upper Lateral Regulations with a new ordinance that clearly and accurately reflects current requirements for constructing, maintaining, repairing, and replacing sewer laterals and basic rules and requirements of the Program's reimbursements. It also delegates authority to the General Manager to establish fair and consistent Program reimbursement processes, regulations, procedures guidelines, increase program eligibility, and reduce inefficiencies in the administration of the Program.

### ENVIRONMENTAL REVIEW

This is not a project under CEQA and no environmental review is required.

### FISCAL IMPACT

The Program's reimbursement budget has been set at \$450,000 annually and approved by the Board in the bi-annual CIP budget. \$450,000 is also the established minimum budget amount required by the District's NPDES permit. Under the current Program, reimbursements have not exceeded the established budget. Adoption of the proposed Ordinance may increase participation in the Upper Lateral Program; however, the proposed Ordinance limits aggregate program reimbursements to the Board approved appropriation amount.

There is sufficient revenue to accommodate increasing this annual budget should there be a need, based on increased Program demand, and subsequent to a Board action approving the increase in the Program budget from its current level.

### DOCUMENTS ATTACHED

- A. Ordinance
- B. Presentation

### CONTACT PERSON

Tracy Rideout, Director of Technical Services, (707) 651-7139

Vallejo Flood and Wastewater District  
**Ordinance Number 2024-**

**AN ORDINANCE OF THE BOARD OF TRUSTEES OF THE  
VALLEJO FLOOD AND WASTEWATER DISTRICT  
ESTABLISHING REQUIREMENTS FOR CONSTRUCTING, EVALUATING, REPAIRING,  
REPLACING, AND MAINTAINING UPPER SEWER LATERALS**

---

The Board of Trustees of the Vallejo Flood and Wastewater District ordains as follows:

**SECTION 1. SHORT TITLE AND SUPERSESSION**

This Ordinance sets forth the District's requirements regarding Upper Sewer Laterals and may be known and referred to as the "Upper Lateral Ordinance." This Ordinance replaces any and all previous ordinances pertaining to Upper Laterals and to the extent any other ordinance, rule, regulation, or policy conflicts with this Ordinance, this Ordinance will control.

**SECTION 2. PURPOSE**

2.1 Upper sewer laterals or upper laterals are the privately-owned portion of a property's sewer pipe system that generally extends from a structure (such as a house or commercial building) to the public sewer.

2.2 Stormwater may inadvertently enter an upper lateral through cracks, breaks, or other damage to that pipe, resulting in excessive inflow and infiltration of stormwater into the pipe. The increased flow into the public sanitary sewer system may lead to sanitary sewer overflows or other damage to public facilities. The District is required by state and federal permits, laws, and regulations to reduce inflow and infiltration of stormwater into the District's sanitary sewer system to prevent sanitary sewer overflows.

2.3 The purpose of this ordinance is to establish District requirements and incentives for the construction, maintenance, repair, and replacement of upper laterals tributary to the District's public sanitary sewer system.

**SECTION 3. DEFINITIONS**

Unless the context specifically indicates otherwise, the meanings of terms used in this Ordinance are the same as District Code Sections 1.04.020 and 4.08.020. In the event of a conflict between definitions in this Ordinance and those in District Code Sections 1.04.020 and 4.08.020, the definitions in this section shall control.

**SECTION 4. LATERALS GENERALLY**

- A. If a District cleanout has not been installed on the property, the entire lateral from the District's mainline to the structure or discharging facility is an upper lateral.
- B. If a District cleanout has been installed on the property, the portion of the lateral from the District's mainline to and including the cleanout is the lower lateral, and the area from the cleanout to the structure or discharging facility is an upper lateral.
- C. A lateral must serve no more than one parcel. Common laterals serving more than one parcel must be separated into individual laterals, each serving a single parcel, upon the development, redevelopment, or other permitted alteration of any connected parcel.

- D. Laterals must be designed, constructed, and maintained in a manner to meet engineering standards established by the District and any other rules or regulations established by the General Manager.

## **SECTION 5. CLEARING, CLEANING, REPAIR, AND MAINTENANCE OF UPPER LATERAL AND COMMON LATERALS**

### **A. District cleanout installed on lateral.**

The owner of any property served by the lateral is responsible for the clearing, cleaning, repair, and maintenance of the upper lateral. The District will be responsible for the clearing, cleaning, repair, and maintenance of any lower lateral and District cleanout.

### **B. District cleanout must be at all times accessible to District staff.**

The property owner must maintain the property in such a manner that maintains the visibility of the District cleanout and ensures that the cleanout cover remains at-grade with its surrounding area. The District must have reasonable access to the District cleanout cover at all times.

### **C. District Limited Liability**

1. The District has no liability for any damage resulting from a blockage in an upper lateral or common lateral.
2. The District is not responsible for any costs associated with the property owner's efforts to clear a blockage in a lateral, including costs associated with third-party contracts for service, even if the blockage is in the mainline sewer or lower lateral. Only District staff or its approved contractors are permitted to perform any work, including cleaning services or efforts to clear a blockage on a District cleanout, lower lateral, or mainline sewer.
3. The District will only reimburse a property owner for damage that results from a blocked mainline sewer under the following conditions:
  - a. No District cleanout exists and no backflow device exists or is required on the lateral;
  - b. The property has no prior claims for reimbursement; and
  - c. The property has no unresolved compliance notices.

## **SECTION 6. LATERAL PERMITS**

### **A. Permits required for non-emergency repair, construction, rehabilitation or reconstruction lateral work.**

A sewer lateral or private sewer main shall not undergo repair, construction, rehabilitation, or reconstruction unless and until the District has issued a permit for that work. The permit will be subject to a fee as established from time to time by the District.

1. A permit will only be issued to a property owner or their identified designee.
2. The property owner is responsible for non-compliance with this Section, regardless of who obtained the permit.
3. District inspection is required as a condition to final acceptance of the work.

### **B. Emergency exception for lateral repair work.**

Any person, contractor, government agency, or utility making repairs or proposing to make repairs to any lateral or sewer main broken or damaged during or impacted in any way during the course of performing construction or work not directly contracted for with the District, must obtain a permit from the District within three days of the damage event. If emergency repair work has begun before a permit has been obtained, the emergency

repair work must remain exposed and accessible for inspection until the District approves in writing of the repair work.

C. Mobile Home Parks.

So long as state law or regulations exempt the requirement for District inspection of work within a mobile home park, no permit is required for construction or repair of a lateral or private sewer main located within a mobile home park regulated by the California Department of Housing and Community Development, except if the private sewer main is in a sanitary sewer easement dedicated to the District.

## **SECTION 7. ABANDONMENT OF LATERALS**

- A. The District may require the property owner to abandon an upper lateral if the structures or facilities served by the upper lateral are demolished or in any other way destroyed or made inoperable, or when a replacement lateral has been installed. Properties that retain a connection to the sewerage system through a properly-sealed stub-out will be considered to have immediately available services, and will not be considered abandoned.
- B. The abandonment of a lateral must be done in accordance with the District's Engineering Standards.

## **SECTION 8. REIMBURSEMENT OF OWNER-INITIATED UPPER LATERAL REPAIRS OR REPLACEMENT**

A. Reimbursement of Expenses.

- 1. It is in the best interest of the District to encourage property owners to repair or replace upper laterals when necessary to prevent or mitigate inflow and infiltration that adversely impacts the District's operation of its public sewerage system. The District may provide a rebate, in an individual by-property amount not to exceed the actual cost to implement the repair or replacement work, and in an aggregate amount not to exceed the District's appropriation for the Upper Lateral Program.
- 2. The methodology used to determine reimbursement amounts may be established by the General Manager. The methodology will be consistent for all applicants.

B. One Reimbursement Per Parcel.

Only one reimbursement under this Ordinance will be issued per parcel, regardless of parcel ownership or change in ownership. The General Manager may establish criteria for unusual circumstances under which a parcel may be eligible to receive more than one reimbursement.

## **SECTION 9. APPEAL OF REIMBURSEMENT DECISION**

Any property owner wishing to appeal a reimbursement determination may appeal, in writing, the reimbursement determination to the District's General Manager, or designee. Although not required, the aggrieved property may submit any evidence to support their appeal. The decision of the General Manager, or designee, is the final decision on the matter and may not be appealed further.

## **SECTION 10. GENERAL MANAGER AUTHORIZATION**

The General Manager is authorized to establish rules, regulations and/or procedures to implement this Ordinance.

## **SECTION 11. RIGHT OF ENTRY**

All property owners and occupants must grant immediate access to any representative of the District bearing proper credentials to enter any property served by the District for the purpose of inspection, surveillance, observance, evaluation, and repair of the sewer, including the Upper Lateral.

## **SECTION 12. PENALTIES AND RESTRICTIONS**

The District may impose a surcharge or penalty on a property up to the present year District annual sewer service charge on the parcel, or take any other action available to the District under law including temporary or permanent abandonment of the lateral, if a violation of this Ordinance occurs, or as necessary to protect District property, the property of others, or the health and safety of the public.

**PASSED AND ADOPTED** by the Board of Trustees of the Vallejo Flood and Wastewater District at a regular meeting held on this 10th day of September by the following vote:

**AYES:**

**NOES:**

**ABSENT:**

**ABSTAIN:**

**WITNESS** my hand and the Seal of the District on this 10th day of September 2024.

---

**Eduardo Castillo Gomez**  
**Clerk of the Board**

Vallejo Flood and Wastewater District  
**Ordinance Number 2024-**

**AN ORDINANCE OF THE BOARD OF TRUSTEES OF THE  
VALLEJO FLOOD AND WASTEWATER DISTRICT  
ESTABLISHING REQUIREMENTS FOR CONSTRUCTING, EVALUATING, REPAIRING,  
REPLACING, AND MAINTAINING UPPER SEWER LATERALS**

---

The Board of Trustees of the Vallejo Flood and Wastewater District ordains as follows:

**SECTION 1. SHORT TITLE AND SUPERSESSION**

This Ordinance sets forth the District's requirements regarding Upper Sewer Laterals and may be known and referred to as the "Upper Lateral Ordinance." This Ordinance replaces any and all previous ordinances pertaining to Upper Laterals and to the extent any other ordinance, rule, regulation, or policy conflicts with this Ordinance, this Ordinance will control.

**SECTION 2. PURPOSE**

2.1 Upper sewer laterals or upper laterals are the privately-owned portion of a property's sewer pipe system that generally extends from a structure (such as a house or commercial building) to the public sewer.

2.2 Stormwater may inadvertently ~~enter into~~ enter an upper lateral through cracks, breaks, or other damage to that pipe, resulting in excessive inflow and infiltration of stormwater into the ~~at~~ pipe. ~~The increased that thereafter~~ flows into the public sanitary sewer system, ~~which flows~~ may ~~in turn~~ lead to sanitary sewer overflows or other damage to public facilities. The District is required by state and federal permits, laws, and regulations to reduce inflow and infiltration of stormwater into the District's sanitary sewer system to prevent sanitary sewer overflows.

2.3 The purpose of this ordinance is to establish District requirements and incentives for the construction, maintenance, repair, and replacement of upper laterals tributary to the District's public sanitary sewer system.

**SECTION 3. DEFINITIONS**

Unless the context specifically indicates otherwise, the meanings of terms used in this Ordinance are the same as District Code Sections 1.04.020 and 4.08.020. [In the event of a conflict between definitions in this Ordinance and those in District Code Sections 1.04.020 and 4.08.020, the definitions in this section shall control.](#)

**SECTION 4. LATERALS GENERALLY**

- A. If a District cleanout has not been installed on the property, the entire lateral from the District's mainline to the structure or discharging facility is an upper lateral.
- B. If a District cleanout has been installed on the property, the portion of the lateral from the District's mainline to and including the cleanout is the lower lateral, and the area from the cleanout to the structure or discharging facility is an upper lateral.
- C. A lateral must serve no more than one parcel. Common laterals serving more than one parcel must be separated into individual laterals, each serving a single parcel, upon the development, redevelopment, or other permitted alteration of any connected parcel.

- D. Laterals must be designed, constructed, and maintained in a manner to meet engineering standards established by the District and any other rules or regulations established by the General Manager.

D.

## **SECTION 5. CLEARING, CLEANING, REPAIR, AND MAINTENANCE OF UPPER LATERAL AND COMMON LATERALS**

- A. District cleanout installed on lateral.  
The owner of any property served by the lateral is responsible for the clearing, cleaning, repair, and maintenance of the upper lateral. The District will be responsible for the clearing, cleaning, repair, and maintenance of any lower lateral and District cleanout.
- B. District cleanout must be at all times accessible to District staff.  
The property owner must maintain the property in such a manner that maintains the visibility of the District cleanout and ensures that the cleanout cover remains at-grade with its surrounding area. The District must have reasonable access to the District cleanout cover at all times.
- C. District Limited Liability
  1. The District has no liability for any damage resulting from a blockage in an upper lateral or common lateral.
  2. The District is not responsible for any costs associated with the property owner's efforts to clear a blockage in a lateral, including costs associated with third-party contracts for service, even if the blockage is in the mainline sewer or lower lateral. Only District staff or its approved contractors are permitted to perform any work, including cleaning services or efforts to clear a blockage on a District cleanout, lower lateral, or mainline sewer.
  3. The District will only reimburse a property owner for damage that results from a blocked mainline sewer under the following conditions:
    - a. No District cleanout exists and no backflow device exists or is required on the lateral;
    - b. The property has no prior claims for reimbursement; and
    - c. The property has no unresolved compliance notices.

## **SECTION 6. LATERAL PERMITS**

- A. Permits required for non-emergency repair, construction, rehabilitation or reconstruction lateral work.  
A sewer lateral or private sewer main shall not undergo repair, construction, rehabilitation, or reconstruction unless and until the District has issued a permit for that work. The permit will be subject to a fee as established from time to time by the District.
  1. A permit will only be issued to a property owner or their identified designee.
  2. The property owner is responsible for non-compliance with this Section, regardless of who obtained the permit.
  3. District inspection is required as a condition to final acceptance of the work.
- B. Emergency exception for lateral repair work.  
Any person, contractor, government agency, or utility making repairs or proposing to make repairs to any lateral or sewer main broken or damaged during or impacted in any way during the course of performing construction or work not directly contracted for with the District, must obtain a permit from the District within three days of the damage event. If emergency repair work has begun before a permit has been obtained, the emergency

Formatted: Indent: Left: 0.5", No bullets or

repair work must remain exposed and accessible for inspection until the District approves in writing of the repair work.

C. Mobile Home Parks.

So long as state law or regulations exempt the requirement for District inspection of work within a mobile home park, no permit is required for construction or repair of a lateral or private sewer main located within a mobile home park regulated by the California Department of Housing and Community Development, except if the private sewer main is in a sanitary sewer easement dedicated to the District.

Formatted: Indent: Left: 0"

**SECTION 7. ABANDONMENT OF LATERALS**

- A. The District may require the property owner to abandon an upper lateral if the structures or facilities served by the upper lateral are demolished or in any other way destroyed or made inoperable, or when a replacement lateral has been installed. Properties that retain a connection to the sewerage system through a properly-sealed stub-out will be considered to have immediately available services, and will not be considered abandoned.
- B. The abandonment of a lateral must be done in accordance with the District's Engineering Standards.
- ~~C. Reconnection to the sewer system following abandonment will require payment of a new connection fee.~~

**SECTION 8. REIMBURSEMENT OF OWNER-INITIATED UPPER LATERAL REPAIRS OR REPLACEMENT**

- A. Reimbursement of Expenses.
  - 1. It is in the best interest of the District to encourage property owners to repair or replace upper laterals when necessary to prevent or mitigate inflow and infiltration that adversely impacts the District's operation of its public sewerage system. The District may provide a rebate, in an individual by-property amount not to exceed the actual cost to implement the repair or replacement work, and in an aggregate amount not to exceed the District's appropriation for the Upper Lateral Program.
  - 2. The methodology used to determine reimbursement amounts may be established by the General Manager. The methodology will be consistent for all applicants.
- B. One Reimbursement Per Parcel.

Only one reimbursement under this Ordinance will be issued per parcel, regardless of parcel ownership or change in ownership. The General Manager may establish criteria for unusual circumstances under which a parcel may be eligible to receive more than one reimbursement.

**SECTION 9. APPEAL OF REIMBURSEMENT DECISION**

Any property owner wishing to appeal a reimbursement determination may appeal, in writing, the reimbursement determination to the District's General Manager, or designee. Although not required, the aggrieved property may submit any evidence to support their appeal. The decision of the General Manager, or designee, is the final decision on the matter and may not be appealed further.

**SECTION 10. GENERAL MANAGER AUTHORIZATION**

The General Manager is authorized to establish rules, regulations and/or procedures to implement this Ordinance.

**SECTION 11. RIGHT OF ENTRY**

All property owners and occupants must grant immediate access to any representative of the District bearing proper credentials to enter any property served by the District for the purpose of inspection, surveillance, observance, evaluation, and repair of the sewer, including the Upper Lateral.

**SECTION 12. PENALTIES AND RESTRICTIONS**

The District may impose a surcharge or penalty on a property up to the present year District annual sewer service charge on the parcel, or take any other action available to the District under law including temporary or permanent abandonment of the lateral, if a violation of this Ordinance occurs, or as necessary to protect District property, the property of others, or the health and safety of the public.

**PASSED AND ADOPTED** by the Board of Trustees of the Vallejo Flood and Wastewater District at a regular meeting held on this 10th day of September by the following vote:

- AYES:**
- NOES:**
- ABSENT:**
- ABSTAIN:**

**WITNESS** my hand and the Seal of the District on this 10th day of September 2024.

\_\_\_\_\_  
**Eduardo Castillo Gomez**  
Clerk of the Board

# Public Hearing

# Revision to Upper Lateral Ordinance

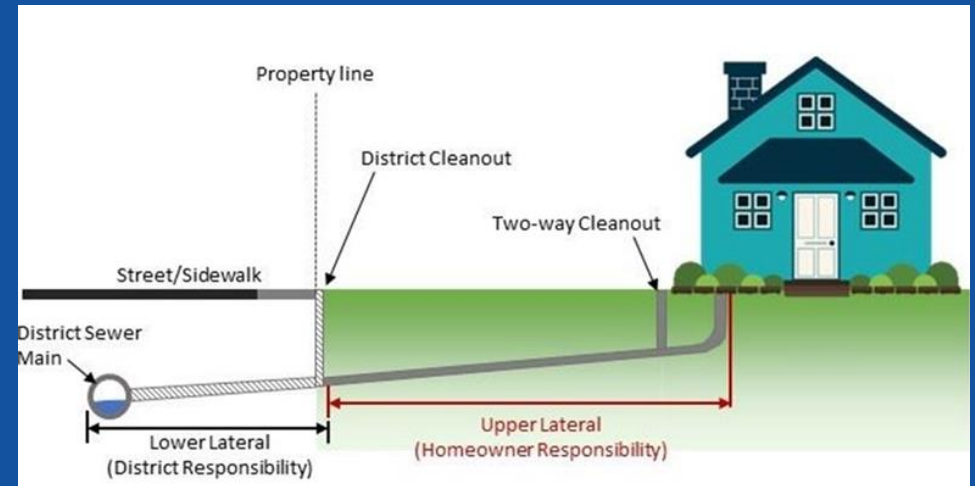
Board of Trustees, September 10, 2024

---



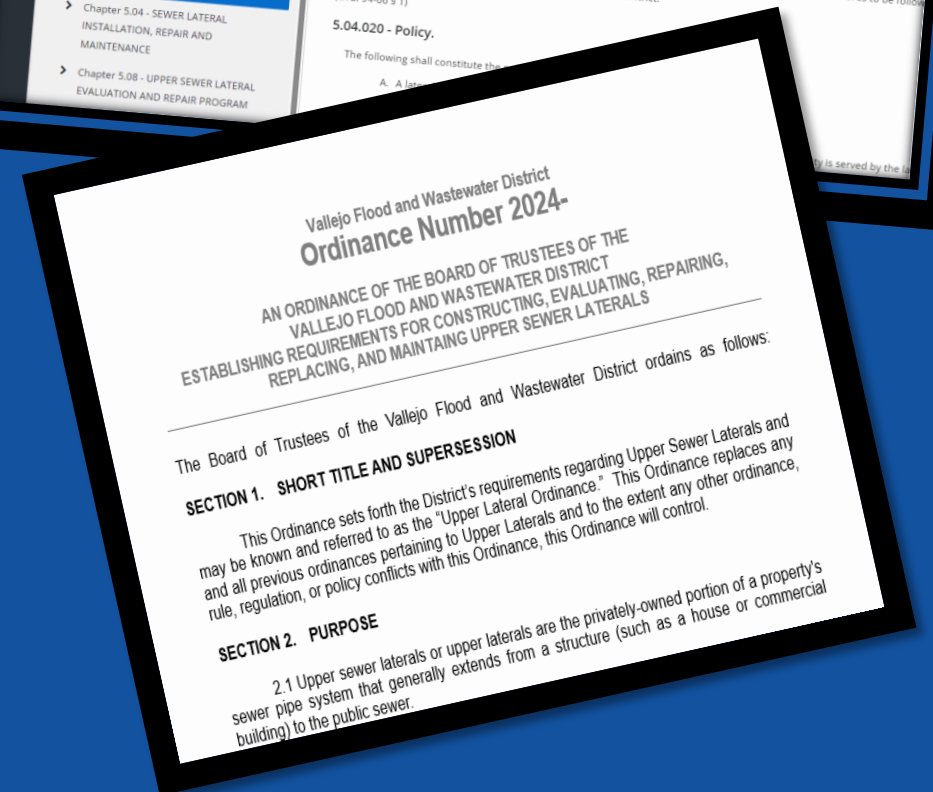
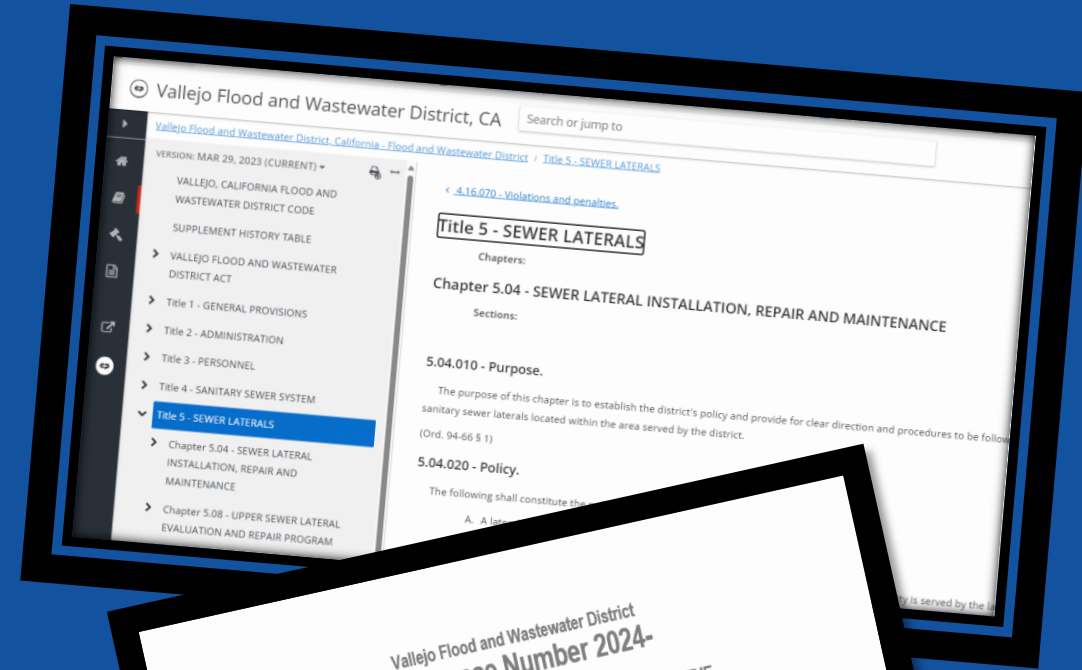
# SEWER LATERALS

- Sewer laterals connect private property to public sewer infrastructure.
- District Ordinances/Code establish rules and regulations for the laterals.
- Keeps the sewer system free of defects ensuring reliability and public safety.



# EXISTING UPPER LATERAL ORDINANCES

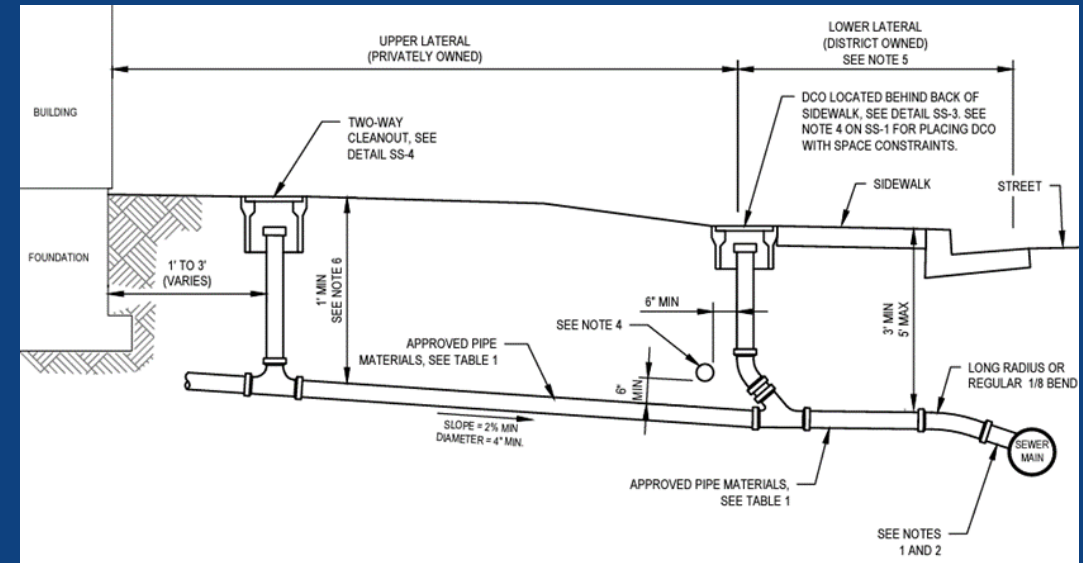
- Several ordinances currently exist
- District Standards, administrative practices, codes and regulatory requirements have changed
- A new, single Lateral Ordinance is proposed



# Highlights & Summary

## Revised Upper Lateral Ordinance

- Creates a single, concise set of rules and regulations governing sewer laterals
- Sets Responsibilities and Establishes District's liability limits
- Standardizes construction requirements and permitting responsibilities



# Highlights & Summary

---

## Owner Reimbursement Program

- Maintains an Upper Lateral Program
- Defines eligibility and appeal process
- Delegates administrative program modification authority



# Recommended Actions

1. Open Public Hearing and receive comments
2. Close Public Hearing
3. Board deliberation
4. Adopt Revised District Upper Lateral Program Ordinance

