

Vallejo Flood and Wastewater District



Regular Meeting Agenda

Tuesday, November 12, 2024
6:00 PM

City of Vallejo Council Chambers
555 Santa Clara Street
Vallejo, CA 94590

Board of Trustees

President Robert McConnell

Trustee Tina Arriola

Trustee Peter Bregenzer

Trustee Erin Hannigan

Vice President Mina Loera-Diaz

Trustee Diosdado "JR" Matulac

Trustee Charles Palmares

Trustee Rozzana Verder-Aliga

NOTE: IF THE MEETING HAS NOT BEGUN AT 6:00 PM, IT MAY BE DUE TO THE VALLEJO CITY COUNCIL MEETING BEING IN SESSION PAST 6:00 PM, AND THIS REGULAR MEETING WILL BEGIN FOLLOWING THAT MEETING'S ADJOURNMENT.

Members of the public will be able to participate in-person or remotely via Zoom.

Members of the public interested in participating or observing the regular meeting remotely can join the Zoom webinar: <https://ZoomRegular.CityOfVallejo.net>

The meeting may also be viewed on Comcast Channel 28, or via the [District's live stream link](#).

PUBLIC COMMENT: Members of the Public may provide public comments during the Board Meeting in person, via [Zoom](#), via phone by dialing (669) 900-6833, or via email. For additional instructions on how to provide public comment, please visit the [District's Public Comment page at https://www.vallejowastewater.org/PublicComment](#).

Members of the public shall have the opportunity to comment on any item listed on this notice before or during consideration of that item by emailing as defined above. No other items may be discussed during this meeting.

The District will use its best efforts to respond to any requests for disability-related modifications or accommodations, aids or services. Such requests should be made to the Clerk of the Board's office no less than 48 hours prior to the meeting as required by Section 202 of the Americans with Disabilities Act of 1990 and the federal rules and regulations adopted in implementation thereof. Please contact our office at (707) 644-8949.

Any writings or documents related to an agenda item for the open session of this meeting are available for public inspection on our website at www.vallejowastewater.org or at the District offices located at 450 Ryder Street, Vallejo, CA 94590. Note: Meetings are held at City Hall and not at the District's offices.

1. **CALL TO ORDER**
2. **ROLL CALL AND PLEDGE OF ALLEGIANCE**
3. **COMMENTS ON CONSENT CALENDAR BY MEMBERS OF THE PUBLIC:** Members of the public wishing to address the Board on Consent Calendar Items are requested to follow the procedures noted [here](#). Each speaker is limited to five minutes. Requests for removal of Consent Items received from the public are subject to approval by a majority vote of the Board of Trustees. Items removed from the Consent Calendar will be heard immediately after approval of the Consent Calendar and Agenda.
4. **CONSENT CALENDAR AND APPROVAL OF AGENDA:** All matters are approved under one motion unless requested to be removed for discussion by the Board, General Manager, or requested for removal by a member of the public, which requires approval by a majority vote of the Board.

- A. Approval of Minutes

RECOMMENDATION

Approve minutes from the Board of Trustees regular meeting held Tuesday, October 8, 2024.

- B. Disbursement Register

RECOMMENDATION

Adopt a resolution approving the Disbursements Register for November 12, 2024.

- C. First Quarter Report for Fiscal Year (FY) 2024-25

RECOMMENDATION

Receive and file the first quarter report for Fiscal Year (FY) 2024-25 ending September 30, 2024.

- D. Monthly Investment Report for September 2024

RECOMMENDATION

Receive and file the Monthly Investment Report for September 2024 as submitted.

- E. Mare Island Update

RECOMMENDATION

Receive and file information update on Mare Island for October 2024.

- F. Security Contract Wright Guard LLC Security Services

RECOMMENDATION

Authorize the General Manager to increase the current year security contract with Wright Guard LLC Security Services from \$155,000 to an amount not to exceed \$600,000 for Fiscal Year (FY) 2024-25.

5. ADMINISTRATIVE ITEMS**A. Emergency Procurement Authorization****RECOMMENDATION**

Approve a resolution Delegating Emergency Procurement Authority to the General Manager authorizing expenditures up to \$750,000 in the event of a sudden, unexpected occurrence that poses a clear and imminent danger, requiring immediate action to prevent or mitigate the loss or impairment of life, health, property, or essential public services.

6. GENERAL MANAGER'S REPORT

- 7. COMMUNITY FORUM:** *Anyone wishing to address the Board on any matter for which another opportunity to speak is not provided on the agenda and which is within the jurisdiction of the Board to resolve may follow the procedures noted [here](#). Pursuant to VFWD Rules of Procedure, Community Forum is limited to 15 minutes, with each speaker limited to three minutes.*

8. REPORTS BY PRESIDING OFFICERS AND TRUSTEES**9. ADJOURNMENT**

I, EDUARDO CASTILLO GOMEZ, Clerk of the Board for the Vallejo Flood and Wastewater District, declare that the foregoing agenda for the November 12, 2024, Regular Meeting was posted and available for review by the required time as prescribed by law at the District office located at 450 Ryder Street, Vallejo, California. This agenda is also available electronically on the District website at www.vallejowastewater.org.

Vallejo Flood and Wastewater District



Regular Meeting Minutes

Tuesday, October 8, 2024
6:00 PM

City of Vallejo Council Chambers
555 Santa Clara Street
Vallejo, CA 94590

Board of Trustees

President Robert McConnell
Trustee Tina Arriola
Trustee Peter Bregenzer
Trustee Erin Hannigan
Vice President Mina Loera-Diaz
Trustee Diosdado "JR" Matulac
Trustee Charles Palmares
Trustee Rozzana Verder-Aliga

1. CALL TO ORDER

Vice President Loera-Diaz called the meeting to order at approximately 6:00 p.m.

2. ROLL CALL AND PLEDGE OF ALLEGIANCE

Present: Trustee Arriola, Trustee Bregenzer, Trustee Hannigan, Vice-President Loera-Diaz, Trustee Matulac, Trustee Palmares, Trustee Verder-Aliga

Absent: President McConnell

The pledge of allegiance was held.

3. NEW EMPLOYEE INTRODUCTIONS

The District presented a video showcasing new employees hired in the third quarter of the calendar year.

4. COMMENTS ON CONSENT CALENDAR BY MEMBERS OF THE PUBLIC:

None.

5. CONSENT CALENDAR AND APPROVAL OF AGENDA:

Trustee Verder-Aliga made a motion to approve the Consent Calendar. The motion carried by the following vote:

AYES: Vice President Loera Diaz, Trustee Arriola, Trustee Bregenzer, Trustee Hannigan, Trustee Matulac, Trustee Palmares, Trustee Verder-Aliga.

NOES: None

ABSTAIN: None

ABSENT: President McConnell

A. Approval of Minutes**RECOMMENDATION**

Approve minutes from the Board of Trustees regular meeting held September 10, 2024.

ACTION TAKEN

Minutes approved.

B. Disbursement Register**RECOMMENDATION**

Adopt a resolution approving the Disbursements Register for October 8, 2024.

ACTION TAKEN

Adopted as Resolution Number 2024-6124.

- C. Amending Budget for Fiscal Year 2024-25.

RECOMMENDATION

Adopt a resolution to amend the final budget for Fiscal Year 2024-25.

ACTION TAKEN

Adopted as Resolution Number 2024-6125.

- D. Award Agreements for On-Call Right of Way Services

RECOMMENDATION

Authorize and delegate authority to the General Manager to award and execute two (2) professional services agreements for on-call right-of-way services to Associated Right of Way Services, Inc. and Bender Rosenthal Incorporated, each with an amount not to exceed \$150,000 per fiscal year.

ACTION TAKEN

Approved delegation of authority to the General Manager to award and execute two (2) professional services agreements for on-call right-of-way services to Associated Right of Way Services, Inc. and Bender Rosenthal Incorporated, each with an amount not to exceed \$150,000 per fiscal year.

- E. Award Construction Contract to Gold State Construction & Utility Inc.

RECOMMENDATION

Approve the plans, specifications and working details for the ARPA Upper Lateral Replacement Project (CWL004) and award a contract to Golden State Construction & Utility, Incorporated of San Francisco, CA for a total contract amount of \$244,000 and authorize the General Manager to execute the construction contract.

ACTION TAKEN

Approved plans and specifications and working details for the ARPA Upper Lateral Replacement Project (CWL004) and awarded a contract to Golden State Construction & Utility, Incorporated of San Francisco, CA for a total contract amount of \$244,000 and authorized the General Manager to execute the construction contract.

- F. August Monthly Investment Report

RECOMMENDATION

Receive and file the Monthly Investment Report for August 2024.

ACTION TAKEN

Received and filed the Monthly Investment Report for August 2024.

- G. Mare Island Update

RECOMMENDATION

Receive and file information update on Mare Island for October 2024.

ACTION TAKEN

Received and filed information update on Mare Island for October 2024.

6. PUBLIC HEARING

- A. Wastewater Capacity Charge Project Memorandum and Wastewater Capacity Charge Ordinance Revision

RECOMMENDATION

Conduct public hearing approving the Wastewater Capacity Charge Project Memorandum and adopt an ordinance revising Wastewater Capacity Charges.

Director of Finance and Treasurer Jeffery Tucker provided the staff report and presentation.

Public Hearing Held.

Public Comment – None.

The Board discussed and took the following action:

Trustee Verder-Aliga made a motion to approve the Ordinance as presented. The motion carried by the following vote:

AYES: Vice-President Loera-Diaz, Trustee Arriola, Trustee Bregenzer, Trustee Hannigan, Trustee Matulac, Trustee Palmares, Trustee Verder-Aliga.

NOES: None

ABSTAIN: None

ABSENT: President McConnell.

ACTION TAKEN

Adopted as Ordinance Number 2024-72.

7. ADMINISTRATIVE ITEMS – NONE

8. GENERAL MANAGER'S REPORT

General Manager Mark Tomko reported that the District has had five straight months of no sewer spills. He shared that this was a great accomplishment and thanked the excellent work of the Field Operations staff.

General Manager Tomko also shared that the District is preparing for storm season and will be opening the sandbag station at the end of Ryder Street on October 15, 2024.

General Manager Tomko informed the Board that the District has received some odor complaints that have been investigated. He also shared the Biotowers at the Treatment Plant are fully operational, ahead of schedule, and that many odor control improvements have been made to improve air quality. He also stated odor control will continue to be improved and adjusted to have the highest impact on reducing odors emanating from the Treatment Plant.

9. COMMUNITY FORUM:

None.

10. REPORTS BY PRESIDING OFFICERS AND TRUSTEES

Trustee Hannigan requested that James Bizik from Solano County attend a Board of Trustees meeting and requested an agenda item for the November Board Meeting to discuss the Project on the County Fairgrounds site. She informed the Board that Solano County received federal funding to support future development in the area. Vice President Loera-Diaz supported the request and asked General Manager Tomko to add the item for the November Board Meeting.

11. ADJOURNMENT

Vice President Loera-Diaz adjourned the meeting at 6:27 p.m.

Adjourned to the next regularly scheduled meeting on November 12, 2024, at 6:00 p.m. in the City of Vallejo Council Chambers located at 555 Santa Clara Street.

Eddy Castillo Gomez
Clerk of the Board

Date Approved: November 12, 2024

Vallejo Flood and Wastewater District
Resolution Number 2024-

**A RESOLUTION OF THE BOARD OF TRUSTEES OF THE
VALLEJO FLOOD AND WASTEWATER DISTRICT
APPROVING THE DISBURSEMENT REGISTER FOR NOVEMBER 12, 2024**

Recitals

- A. The District maintains general checking to facilitate operating cash disbursements.
- B. General checking disbursements must be reported to the Board of Trustees.
- C. Claims as enumerated on the attached Disbursement Register and for the respective amounts set opposite the name of each person or firm total \$4,661,489.20.

Now, therefore, the Board of Trustees of the Vallejo Flood and Wastewater District resolves as follows:

- 1. That the report is reviewed and accepted.

PASSED AND ADOPTED by the Board of Trustees of the Vallejo Flood and Wastewater District at a regular meeting held on this 12th day of November 2024 by the following vote:

AYES:

NOES:

ABSENT:

ABSTAIN:

WITNESS my hand and the Seal of the District on this 12th day of November 2024.

Eduardo Castillo Gomez
Clerk of the Board

**VALLEJO FLOOD AND WASTEWATER DISTRICT
DISBURSEMENTS REGISTER**

CHECK DATE	NAME	INVOICE	CHECK NO	INVOICE NET	INVOICE DESCRIPTION
10/18/2024	ABAG POWER	AR036761	6284	\$	16,431.89 FY'25 Levelized Charge-Nat Gas/Working Capital Dep
10/18/2024	CAROLLO ENGINEERS INC	FB57356	6303	\$	7,365.30 Mare Island Capacity Charge Breakdown Proj 09/2024
10/4/2024	KIMBALL MIDWEST	102618010	6258	\$	1,486.88 BPO FY25 BRASS BALL VALVE ACCT # 054016
10/4/2024	KIMBALL MIDWEST	101951892	6258	\$	(19.73) BPO FY25 Credit is in reference to invoice 9468976
10/4/2024	KIMBALL MIDWEST	102551726	6258	\$	989.12 BPO FY25 3/4 MPT GARDEN HOSE ADAPTER
10/18/2024	KIMBALL MIDWEST	102632101	6346	\$	57.12 BPO FY25 VALVE LOCK HANDLE
10/18/2024	KIMBALL MIDWEST	102662461	6346	\$	874.87 BPO MISC SUPPLIES 3/4X1-1/2 LONG NIPPLE
10/18/2024	KIMBALL MIDWEST	102641334	6346	\$	1,147.78 MISC SUPPLIES 3/16X8 BLK CABLE TIE
10/18/2024	KIMBALL MIDWEST	102672708	6346	\$	503.42 83026 FRUIT PUN STIK FOR 20 OZ - LITE acct#054016
10/18/2024	KIMBALL MIDWEST	102685721	6346	\$	1,011.89 BPO FY25: 1/2X2 GALV NIPPLE
10/18/2024	CALTEST LAB	722385	6302	\$	542.45 Lab Services Mercury,Nitrate order #z080354
10/18/2024	CALTEST LAB	722305	6302	\$	478.80 Lab Services Mercury,Nitrate order z080103
10/18/2024	CALTEST LAB	722306	6302	\$	478.80 Lab Services Mercury,Nitrate order z080104
10/18/2024	CALTEST LAB	722274	6302	\$	408.50 Lab Services Mercury,Nitrate order Z080356
10/18/2024	CALTEST LAB	722293	6302	\$	1,389.85 Lab Services Mercury,Nitrate order Z080355
10/18/2024	CALTEST LAB	722294	6302	\$	133.95 Lab Services Mercury,Nitrate order Z080416
10/18/2024	FEDERAL EXPRESS	9-681-97703	6325	\$	6.05 late fee inv#8-592-20919 8/15/24
10/18/2024	RECOLOGY VALLEJO	8551002871482	6370	\$	401.25 08/24/24-09/16/24 EXTRA YARD/FL 2YD MIXED GW
10/18/2024	R & S ERECTION OF VALLEJO INC	89279CI	6369	\$	7,973.00 R & S Erection-Install 3 Doors-Inv. JOB # 991126
10/18/2024	TRI-CITY FENCE COMPANY INC	0078016-IN	6382	\$	350.00 09/23/24-03/23/25 RENEW EXTENSION WEST BOUND
10/18/2024	PARKSON CORPORATION	AR1/51041351	6364	\$	32,122.74 replacement for PO240351 sales order 0280000956
10/18/2024	BLUEPRINT EXPRESS CORP	BEN-55872	6299	\$	205.74 ARPA Upper Lateral Replacement Project
9/27/2024	BAY AREA AIR QUALITY MGT DIST	T169999	6215	\$	840.00 ID 18914: Permit Renewal 7/1/24-7/1/25
9/27/2024	BAY AREA AIR QUALITY MGT DIST	T171162	6215	\$	616.00 ID 13100: Permit Renewal 8/1/24 - 8/1/25
9/27/2024	BAY AREA AIR QUALITY MGT DIST	T171163	6215	\$	674.00 id: 13103 Permit Renewal 8/1/24-8/1/25
9/27/2024	BAY AREA AIR QUALITY MGT DIST	T171164	6215	\$	614.00 ID: 13104 Permit Renewal 8/1/24-8/1/25
9/27/2024	BAY AREA AIR QUALITY MGT DIST	T171165	6215	\$	615.00 ID: 13106 Permit Renewal 8/1/24-8/1/25
9/27/2024	BAY AREA AIR QUALITY MGT DIST	T176602	6215	\$	550.00 ID: 13111 Permit Renewal 9/1/24-9/1/25
10/4/2024	ALAMEDA ELECTRIC	S5891802.001	6237	\$	250.18 3M 33+ 3/4X76FT VINYL ELEC TAPE
10/18/2024	ALAMEDA ELECTRIC	S5901177.001	6287	\$	273.00 APP C75-M 3/4 MALL C COND BODY APP GK75-N 3/4 NEOP
10/18/2024	ALAMEDA ELECTRIC	S5896650.001	6287	\$	1,343.23 APP RB125-100 1-1/4X1 RED BUSH OCAL ST1-G 1-IN CTD
10/4/2024	ALHAMBRA	18500147 091424	6238	\$	1,144.32 WATER SVC
10/18/2024	GRAYMONT WESTERN US INC	4-430285 RI	6332	\$	10,821.57 High Calcium Quicklime /1/8 Minus, Bulk Quicklime
10/18/2024	BAYSHORE BUILDING MATERIALS	42173	6297	\$	172.02 1/2 YD CONC (6PACKS) /RENTAL TRAILER
10/18/2024	BAYSHORE BUILDING MATERIALS	42099	6297	\$	207.58 sus max /sus pws.max
10/18/2024	BAYSHORE BUILDING MATERIALS	42191	6297	\$	133.78 1/4 YD CONE 6PACK
10/18/2024	BAYSHORE BUILDING MATERIALS	42183	6297	\$	223.54 BPO FY25 # 15076
10/4/2024	DENNIS C BURGESS	OCT 2024 AGR 2007	6242	\$	84.64 Medical Premium Reim Oct 2024 Agr 2007
10/4/2024	CITY OF VALLEJO WATER BILLING	090424 14478969618	6244	\$	298.38 14478969618: 450 Ryder Street-FS
10/4/2024	CITY OF VALLEJO WATER BILLING	090424 14480369632	6244	\$	298.38 14480369632: 450 Ryder Street-FS1
10/4/2024	CITY OF VALLEJO WATER BILLING	090424 14480169630	6244	\$	192.88 14480169630: 450 Ryder Street-Domestic

**VALLEJO FLOOD AND WASTEWATER DISTRICT
DISBURSEMENTS REGISTER**

CHECK DATE	NAME	INVOICE	CHECK NO	INVOICE NET	INVOICE DESCRIPTION
10/4/2024	CITY OF VALLEJO WATER BILLING	090624 6852329782	6244	\$	58.92 6852329782: Shady & Wildflower-IRR Ln
10/4/2024	CITY OF VALLEJO WATER BILLING	090624 14774330976	6244	\$	58.92 14774330976: 150 Sea Mist Drive VSFCD
10/4/2024	CITY OF VALLEJO WATER BILLING	090624 14774364410	6244	\$	58.92 14774364410: 120 Whitesides Dr. VSFCD
10/4/2024	CITY OF VALLEJO WATER BILLING	090624 14774381246	6244	\$	87.70 14774381246: 480 Regatta VSFCD
10/4/2024	CITY OF VALLEJO WATER BILLING	090624 15795330492	6244	\$	159.66 15795330492: Old Glen Cove Rd. Irrig
10/4/2024	CITY OF VALLEJO WATER BILLING	091324 73973260	6244	\$	633.50 73973260: Solano-Stewart
10/4/2024	CITY OF VALLEJO WATER BILLING	091324 30451300	6244	\$	82.92 30451300: 1332 Lemon Street
10/4/2024	CITY OF VALLEJO WATER BILLING	091324 1929874	6244	\$	111.70 1929874: Solano-Sonoma
10/4/2024	CITY OF VALLEJO WATER BILLING	091324 4199317594	6244	\$	111.70 4199317594: 100 Sandy Beach Road
10/4/2024	CITY OF VALLEJO WATER BILLING	091324 19293626	6244	\$	97.20 19293626: 313 Cypress Ave
10/18/2024	CITY OF VALLEJO WATER BILLING	09202024 14774374350	6309	\$	82.92 14774374350: DOM 2
10/18/2024	CITY OF VALLEJO WATER BILLING	09272024 14774326472	6309	\$	78.92 14774326472: 701 CATALINA CIR
10/18/2024	CITY OF VALLEJO WATER BILLING	09272024 14216779958	6309	\$	117.95 14216779958: 591 TISDALE AVE
10/18/2024	CITY OF VALLEJO WATER BILLING	09272024 3230313088	6309	\$	170.42 3230313088: N SIDE SEARS PT
10/18/2024	CITY OF VALLEJO WATER BILLING	09272024 3228713078	6309	\$	82.92 3228713078: 2420 SACRAMENTO ST
10/18/2024	CITY OF VALLEJO WATER BILLING	09272024 14774380418	6309	\$	82.92 14774380418: 515 MEADOWS DR
10/18/2024	CITY OF VALLEJO WATER BILLING	09272024 14774377624	6309	\$	82.92 14774377624: 2350 SACRAMENTO ST
10/18/2024	CITY OF VALLEJO WATER BILLING	10032024 14216767978	6309	\$	12,579.32 14216767978: 450 Ryder Street
10/18/2024	CITY OF VALLEJO WATER BILLING	10032024 14478969618	6309	\$	596.76 14478969618: 450 Ryder Street-FS
10/18/2024	CITY OF VALLEJO WATER BILLING	10032024 14480369632	6309	\$	596.76 14480369632: 450 Ryder Street-FS1
10/18/2024	CITY OF VALLEJO WATER BILLING	10032024 14216567976	6309	\$	128.28 14216567976: 450 Ryder Street-FS2
10/18/2024	CITY OF VALLEJO WATER BILLING	10032024 14677571504	6309	\$	362.13 14677571504: Equipment #148
10/18/2024	CITY OF VALLEJO WATER BILLING	10032024 14677771506	6309	\$	1,380.88 14677771506: Equipment #267
10/18/2024	CITY OF VALLEJO WATER BILLING	10032024 14677971508	6309	\$	318.38 14677971508: Equipment #268
10/18/2024	CITY OF VALLEJO WATER BILLING	10032024 14678171510	6309	\$	130.88 14678171510: Equipment #261
10/18/2024	CITY OF VALLEJO WATER BILLING	10032024 14216782792	6309	\$	47.33 14216782792: 2015 GLEN COVE MARINA RD
10/18/2024	CITY OF VALLEJO WATER BILLING	100324 14480169630	6309	\$	211.63 144801-69630 450 ryder st
10/18/2024	DELTA DENTAL PLAN	BE006277867	6315	\$	18,022.76 09/01/24 TO 09/30/24 SEPTEMBER PYMT 05-0205200000
10/18/2024	GOLDEN GATE TRUCK CENTER	R005109428:01	6330	\$	833.76 LABOR /REPAIRS VIN # H7058
9/27/2024	W W GRAINGER	9254904247	6224	\$	36.71 BPO FY25 FLANGE GASKET,RING,8"" PIPE
10/4/2024	W W GRAINGER	9245771978	6252	\$	538.78 TUBING,3/8 I.D.,100 FT.,CLEAR,FLEXIBLE
10/4/2024	W W GRAINGER	9254904239	6252	\$	318.53 BPO FY25 CLOTH RAG,RECLAIMED,SIZE VARIES
10/4/2024	W W GRAINGER	9264254542	6252	\$	1,879.61 RECESSED DOUBLE CONTACT (R17D) ORDER#1528058550
10/4/2024	W W GRAINGER	9264185795	6252	\$	115.37 METALLIC CONDUIT,STEEL,TRD SZ 1/2IN
10/4/2024	W W GRAINGER	9262953376	6252	\$	1,380.03 PLUG-IN CFL BULB,4100K,13W,10,000 HR
10/4/2024	W W GRAINGER	9262616957	6252	\$	120.98 ELEC TAPE,20 FT LX3/4""W,7 MIL,BLACK,PK1
10/4/2024	W W GRAINGER	9263068018	6252	\$	74.47 SEALED LEAD ACID BATTERY,12V,7.2AH,AGM
10/4/2024	W W GRAINGER	9259597194	6252	\$	161.67 WIRE Spare Wire Stock
10/4/2024	W W GRAINGER	9259941749	6252	\$	238.42 BUILDING WIRE,12AWG,THHN,STR,BLU,500FT Spare Wire
10/4/2024	W W GRAINGER	9259929173	6252	\$	1,221.36 CHEMICAL RESISTANT GLOVE,12"" L,SZ 9,PR MANUFACTUR
10/4/2024	W W GRAINGER	9258019315	6252	\$	742.03 LED,18 W,T8,MEDIUM BI-PIN (G13)

**VALLEJO FLOOD AND WASTEWATER DISTRICT
DISBURSEMENTS REGISTER**

CHECK DATE	NAME	INVOICE	CHECK NO	INVOICE NET	INVOICE DESCRIPTION
10/4/2024	W W GRAINGER	9258408195	6252	\$	791.59 VAPOR TIGHT FIXTURE,4 FT L,5168 LM,42W MANUFACTURE
10/4/2024	W W GRAINGER	9258597799	6252	\$	56.14 CONNECTOR,PK5 MANUFACTURER # 222-412/PW05-0005
10/4/2024	W W GRAINGER	9257482068	6252	\$	723.76 SOCKET SET,1/4" DRIVE,25 PCS.,12POINT MANUFACTURE
10/18/2024	W W GRAINGER	9268570935	6331	\$	60.57 AEROSOL,LOCK DRY LUBRICANT/RADIAL END BRUSH,
10/18/2024	W W GRAINGER	9267974054	6331	\$	60.22 END CAPS,NEOPRENE,OVERALL/MANUFACTURER # V800NEOCP
10/18/2024	W W GRAINGER	9269934999	6331	\$	155.55 BPO FUSE,CLASS T,175A,JLLS SERIES
10/18/2024	W W GRAINGER	9269934973	6331	\$	143.19 BPO FUSE,CLASS T,150A,JLLS SERIES MANUFACTURER # J
10/18/2024	W W GRAINGER	9258633446	6331	\$	104.73 KEYBOARD/MOUSE SET,WIRELESS,OPTICAL
10/18/2024	W W GRAINGER	9272032120	6331	\$	51.17 90 ELBOW,316 SS,1 1/2 IN,FNPT,CLASS 150 MANUFACTUR
10/18/2024	W W GRAINGER	9271708654	6331	\$	1,097.54 TEE, 316 SS, 1 1/2 IN PIPE SIZE, FNPT
10/18/2024	W W GRAINGER	9266963322	6331	\$	425.38 ABSORBENT PAD,UNIVERSAL,BLACK/GRAY,PK20
10/18/2024	W W GRAINGER	9272750366	6331	\$	932.04 RECESSED TROFFER,4 FT L,4800 LM,43W MANUFACTURER #
10/18/2024	W W GRAINGER	9274456780	6331	\$	183.17 CENTER PUNCH SET,NOT TETHER CAPABLE MANUFACTURER
10/18/2024	W W GRAINGER	9278648796	6331	\$	194.36 COATED GLOVES,NYLON,XL,PR MANUFACTURER # N9674XL
10/18/2024	W W GRAINGER	9279140470	6331	\$	276.97 SOLENOID VALVE,BRASS,NC,AIR, INERT GAS MANUFACTURE
10/18/2024	W W GRAINGER	9276734457	6331	\$	72.46 ROLLERBALL PENS,BLACK,PK12
10/18/2024	W W GRAINGER	9280954992	6331	\$	32.04 GEL PENS,BLACK,PK12 Office Supply MANUFACTURER # P
10/18/2024	W W GRAINGER	9280616609	6331	\$	224.39 DRY WIPE ROLL,9" X 15",WHITE
10/18/2024	W W GRAINGER	9280652380	6331	\$	340.97 GFCI RECEPTACLE,20A,125VAC, acct 807570379
10/18/2024	W W GRAINGER	9279434881	6331	\$	36.23 ROLLERBALL PENS,RED,PK12 MANUFACTURER # PIL31004
10/18/2024	HACH COMPANY	14211624	6334	\$	173.00 BOD STD, DILUTION 10ML AMP PK/16
10/18/2024	HACH COMPANY	14215550	6334	\$	36.70 CAP, DISPENSER FOR 253335
10/18/2024	HARRINGTON PLASTICS INC	00606144	6336	\$	449.13 TEE S GRY CPVC SCH80/ADAPTER MPTXS GRY CPVC
10/18/2024	LIPPINCOTT SUPPLY CO	278621	6349	\$	113.41 3/8"-16 x 1 1/2" Carriage Bolt Stainless
10/18/2024	LIPPINCOTT SUPPLY CO	278561	6349	\$	552.15 BPO FY25: Tools
10/4/2024	NAPA VALLEY PETROLEUM INC	835750	6265	\$	48.08 BPO FY25 ALUM F.L. CYL. EX.
10/18/2024	NAPA VALLEY PETROLEUM INC	836246	6357	\$	24.04 9001 ALUM F.L. CYL. EX.
10/18/2024	NAPA VALLEY PETROLEUM INC	838357	6357	\$	24.04 FORKLIFT CYLINDER EXCHANGE
10/18/2024	PACE SUPPLY CORPORATION	039858312	6362	\$	340.77 FLOW SPLITTER 3/2 PVC 80 SOC UNION 857-020 SPEARS
10/4/2024	PACIFIC GAS & ELECTRIC	0782990870-1: 092024	6270	\$	2,748.33 08/13/24-09/11/24
10/4/2024	PACIFIC GAS & ELECTRIC	9366350772-6: 092024	6270	\$	15,434.68 08/16/24-09/16/24
10/4/2024	PACIFIC GAS & ELECTRIC	7656692521-0: 092024	6270	\$	45.82 08/22/24-09/22/24
10/4/2024	PACIFIC GAS & ELECTRIC	3342820283-3: 092024	6270	\$	26.28 08/22/24-09/22/24
10/18/2024	PACIFIC GAS & ELECTRIC	1164740405-9 102024	6363	\$	180.34 08/26/24-09/24/24: 7098 Alder Creek Road
10/18/2024	PACIFIC GAS & ELECTRIC	6532590894-8 102024	6363	\$	2,490.66 08/26/24-09/24/24: 1523 Landmark Drive
10/18/2024	PACIFIC GAS & ELECTRIC	0008338361-2 541135	6363	\$	58.40 10/01/24-10/31/24 NON-ENERGY COLLECTION #10003776
10/18/2024	PACIFIC GAS & ELECTRIC	0008327566-9 495855	6363	\$	76.19 NUCLEAR DECOMMISSIONING CHARGES JUL 24 NON-ENERGY
10/18/2024	PACIFIC GAS & ELECTRIC	7656692521-0 092024	6363	\$	45.82 08/22/24-09/22/24 4203 SEARS POINT RD @PUMP
10/18/2024	PACIFIC GAS & ELECTRIC	7876441979-8 102024	6363	\$	2,023.73 08/26/24-09/24/24 1661 LANDMARD DRIVE
10/18/2024	PACIFIC GAS & ELECTRIC	1449702343-3 101024	6363	\$	191,202.43 09/01/24-09/30/24 450 RYDER STREET 1499702025
10/18/2024	PACIFIC GAS & ELECTRIC	4959050051-5 101024	6363	\$	749.32 09/05/24-10/03/24 515 MEADOWS DR PUMP STATION

**VALLEJO FLOOD AND WASTEWATER DISTRICT
DISBURSEMENTS REGISTER**

CHECK DATE	NAME	INVOICE	CHECK NO	INVOICE NET	INVOICE DESCRIPTION
10/18/2024	BERT WILLIAMS & SONS INC	2477000	6298	\$	91.21 SOC 2-1/2 1/2D LCKNT
10/4/2024	BERT WILLIAMS & SONS INC	2480380	6240	\$	28.38 TRI 22-1B BEAM WIPER BLADE
10/18/2024	BERT WILLIAMS & SONS INC	2481074	6298	\$	10.90 PIN,COUPLER,.25 W/12 25013 acct# 84200
10/18/2024	BERT WILLIAMS & SONS INC	2481107	6298	\$	8.72 B1-GAL WINSHIEL WASH/ AWNOK3
10/18/2024	RED WING SHOE STORE	173-1-149651	6371	\$	349.53 SEAN HAYS CUSTOMER ID 17584
10/4/2024	SAFETY-KLEEN SYSTEMS INC	95581250	6273	\$	2,130.10 RECOVERY FEE/DRUM/STRAIT FLUORESCENT
10/4/2024	SAFETY-KLEEN SYSTEMS INC	95533946	6273	\$	369.92 RECOVERY FEE/E-Manifest Fee/EMPTY DRUMS 55GL
10/18/2024	SAFETY-KLEEN SYSTEMS INC	95582636	6374	\$	301.40 DRUM, 55 GL BLACK POLY OH/RECOVERY FEE
10/18/2024	SONOMA COUNTY TAX COLLECTOR	068-180-011-000 FY25	6378	\$	5,694.02 07/01/24-06/30/25 5650 SEARS POINT RD
10/18/2024	SONOMA COUNTY TAX COLLECTOR	068-180-020-000 FY25	6378	\$	2,576.56 07/01/24-06/30/25 5000 SEARS POINT RD
10/18/2024	SONOMA COUNTY TAX COLLECTOR	068-180-013-000 FY25	6378	\$	2,042.36 07/01/24-06/30/25 5550 SEARS POINT RD
10/18/2024	SONOMA COUNTY TAX COLLECTOR	068-180-017-000 FY25	6378	\$	7,960.60 07/01/24-06/30/25 4960 HWY 37
10/18/2024	SONOMA COUNTY TAX COLLECTOR	068-180-007-000 FY25	6378	\$	316.10 07/01/24-06/30/25 5350 SEARS POINT RD
10/18/2024	SONOMA COUNTY TAX COLLECTOR	068-180-006-000 FY25	6378	\$	142.04 07/01/24-06/30/25 4900 SEARS POINT RD
10/18/2024	SONOMA COUNTY TAX COLLECTOR	068-180-005-000 FY25	6378	\$	966.28 07/01/24-06/30/25 5250 SEARS POINT RD
10/18/2024	SONOMA COUNTY TAX COLLECTOR	068-180-003-000 FY25	6378	\$	2,026.30 07/01/24-06/30/25 4920 SEARS POINT RD
9/27/2024	TEAMSTERS LOCAL 315	240927	6234	\$	3,480.00 Payroll 240913 & 240927
10/4/2024	VISION SERVICE PLAN (CA)	821310758	6279	\$	3,605.93 OCTOBER 2024 Vision Premium
10/4/2024	WECO INDUSTRIES LLC	0054101-IN	6281	\$	1,992.48 BPO FY25- CABLE ASSY, 12P>8P, WTR3 / US3/ OZ3 ADAP
10/4/2024	WECO INDUSTRIES LLC	0054371-IN	6281	\$	2,177.20 Screws for camera equipment
9/20/2024	XEROX CORP	6207393	6212	\$	550.64 PHOTOCOPIER LEASE 7/30/24-9/29/24
9/20/2024	XEROX CORP	6203774	6212	\$	653.32 PHOTOCOPIER LEASE 7/28/24-9/27/24
10/18/2024	WEST YOST & ASSOCIATES	2059601	6391	\$	13,829.82 Solano 360 (WGR#3058, TO#3)
10/4/2024	WEST YOST & ASSOCIATES	2059602	6282	\$	14,783.29 Professional Services from July 1, 2024 to August
10/18/2024	WEST YOST & ASSOCIATES	2059600	6391	\$	1,208.40 07/01/24 to 08/09/24 Professional services
10/18/2024	WEST YOST & ASSOCIATES	2059454	6391	\$	5,804.86 TO1, Agmt 3066, ESDC & PM for New Bdfrd 7/1-8/9/24
10/18/2024	WEST YOST & ASSOCIATES	2059603	6391	\$	6,748.90 TO #5, Agmt 3058 Vallejo Hyundai 7/1-8/9/24
10/18/2024	WEST YOST & ASSOCIATES	2059599	6391	\$	67,900.54 01/07/24-08/09/24 PROFESSIONAL SERVICES
10/18/2024	WEST YOST & ASSOCIATES	2059987	6391	\$	5,356.53 TO1, Agmt 3066, ESDC&PM for New Bdfrd 8/10-9/6/24
10/18/2024	WEST YOST & ASSOCIATES	2059908	6391	\$	7,716.27 TO #5, Agmt 3058 Vallejo Hyundai 8/10-9/6/24
10/18/2024	HD SUPPLY, INC	INV00496841	6338	\$	349.72 Hach DPD 4 (Total) for 25 mL Sample; 1000/pk (1406
10/4/2024	HD SUPPLY, INC	INV00491289	6254	\$	2,262.22 Blue-White Tube Assembly for A3 & M3 Pumps; A3-MGG
10/18/2024	HD SUPPLY, INC	INV00499904	6337	\$	236.72 Rubber Stopper; One-Hole Size #8; 1
9/27/2024	E & M INC	442010	6220	\$	525.00 Limble-Additional User CMMS Enterprise
10/4/2024	E & M INC	448217	6247	\$	55,440.00 CMMS ENTERPRISE SAAS LICENSE RENEWALS 44
10/18/2024	E & M INC	447842	6318	\$	29,280.00 Plant Application Conversion Offsite Eng aug 2024
10/4/2024	E & M INC	446207	6247	\$	20,935.00 ax services
10/18/2024	E & M INC	448362	6318	\$	1,343.78 Siemens Siepro Support Contract # TS07272011 Renew
10/18/2024	FAIRFIELD-SUISUN SEWER DISTRICT	20-1195	6324	\$	46,091.76 FY 2024-25 Solano Stormwater Alliance Contribution
10/4/2024	MCMaster-CARR SUPPLY COMPANY	33432774	6262	\$	18.91 Round Caps Inside Height, Red, Packs of 100
10/4/2024	MCMaster-CARR SUPPLY COMPANY	33499416	6262	\$	44.25 Tabs and Inserts for Hanging File Folders, Packs

**VALLEJO FLOOD AND WASTEWATER DISTRICT
DISBURSEMENTS REGISTER**

CHECK DATE	NAME	INVOICE	CHECK NO	INVOICE NET	INVOICE DESCRIPTION
10/18/2024	MCMaster-CARR SUPPLY COMPANY	34236687	6354	\$	64.30 Strut Channel Cap, Closed, Standard,
10/18/2024	MCMaster-CARR SUPPLY COMPANY	33798184	6354	\$	129.06 Heat-Shrink Spade Terminals for 12-10 Wire Gauge 5
10/18/2024	MCMaster-CARR SUPPLY COMPANY	33501205	6354	\$	59.19 Fire Extinguisher Bracket for Amerex Extinguisher,
10/18/2024	MCMaster-CARR SUPPLY COMPANY	33808451	6354	\$	1,197.61 Liquid-Tight Flexible Metal Conduit, 316 Stainless
10/18/2024	MCMaster-CARR SUPPLY COMPANY	34323394	6354	\$	54.08 Spring Clip Holder for 1-1/2" to 1-7/8" Item
10/18/2024	MCMaster-CARR SUPPLY COMPANY	34389048	6354	\$	805.49 Thick-Wall PVC Pipe Fitting with Collar for Water,
10/18/2024	MCMaster-CARR SUPPLY COMPANY	34424780	6354	\$	4,198.58 Standard-Wall 316/316L Stainless Steel Pipe, Threa
10/18/2024	MCMaster-CARR SUPPLY COMPANY	34397749	6354	\$	189.47 High-Pressure Firm EVA Plastic Tubing for Air and
10/18/2024	MCMaster-CARR SUPPLY COMPANY	34398300	6354	\$	629.97 Thread Adapter, Nylon Plastic, 1/
10/18/2024	MCMaster-CARR SUPPLY COMPANY	34463312	6354	\$	62.61 Shallow Female-Threaded Anchor, 10-24 Thread
10/18/2024	MCMaster-CARR SUPPLY COMPANY	33966685	6354	\$	77.24 Standard-Wall Brass Pipe Nipple, Threaded on
10/18/2024	MCMaster-CARR SUPPLY COMPANY	34764388	6354	\$	432.92 Strut-Mount Metal Routing Clamp, 316 Stainless Ste
10/18/2024	MCMaster-CARR SUPPLY COMPANY	34621813	6354	\$	370.78 Stainless Steel Corrosion-Resistant Washdown Enclo
10/18/2024	MCMaster-CARR SUPPLY COMPANY	34549349	6354	\$	83.06 1/2 NPT Male Straight for Medium- and Thick-Wall S
10/18/2024	MCMaster-CARR SUPPLY COMPANY	34686293	6354	\$	1,245.98 Stainless Steel Corrosion-Resistant Washdown Enclo
10/18/2024	MCMaster-CARR SUPPLY COMPANY	34614199	6354	\$	690.52 Stainless Steel Corrosion-Resistant Washdown Enclo
10/18/2024	MCMaster-CARR SUPPLY COMPANY	34815113	6354	\$	55.71 Fastener for Metal Bar Grating, C-Clip for 1-1/2"
10/18/2024	CRESCO EQUIPMENT	6237307-0001	6314	\$	9,390.68 DIESEL ARTICULATING 9/12/24-10/10/24
10/18/2024	RESTORATION MANAGEMENT CO	286339	6372	\$	2,083.65 HVAC Cleaning /Restoration/Service/Remodel
10/18/2024	RESTORATION MANAGEMENT CO	286509	6372	\$	3,390.80 Water Damage Restoration/Water Mitigation--Sewer B
10/4/2024	INDUSTRIAL SCIENTIFIC CORP	2767442	6256	\$	3,038.34 01-SEP-2024 To 30-SEP-2024 INET EXCHANGE Gas Monit
10/4/2024	MOSS RUBBER AND EQUIPMENT CORP	CA95-00034636	6264	\$	140.81 400WSS SS PLUG 316 FITTINGS
10/4/2024	CDW GOVERNMENT INC	AA7G36J	6243	\$	2,450.00 PBWX290 NVIDIA Support renewal
10/4/2024	CDW GOVERNMENT INC	AA7CQ3S	6243	\$	1,300.00 PCKT960 SRM replacement printers
10/4/2024	CDW GOVERNMENT INC	AA71B3A	6243	\$	1,201.75 NZZS955 Badges for SRM HID 1386 ISOPROX II CARD NO
10/4/2024	CDW GOVERNMENT INC	AA8IK5Q	6243	\$	787.50 VMW WKSP1 ADV W/AW BSNS RNW
10/18/2024	CDW GOVERNMENT INC	AA9AZ6H	6304	\$	93,696.00 PBZB540 Vmware VCF renewal for Vmware products
10/18/2024	CDW GOVERNMENT INC	AA6SF7E	6304	\$	3,937.50 VMW WKSP1 ADV W/AW BSNS RNW Electronic distributio
10/18/2024	CDW GOVERNMENT INC	AA6C371	6304	\$	128.92 1CFQ310 gap Server room equipment.
10/18/2024	CDW GOVERNMENT INC	AA6TV2C	6304	\$	127.82 1CFQ310 gap Server room equipment.
10/18/2024	CDW GOVERNMENT INC	AB1MP2P	6304	\$	15,112.00 PCTD634 Adobe YEarly Subscription renewal
9/27/2024	GRAYBAR	9338888321	6225	\$	14,128.41 ITEM: Altivar 630 Variable Speed Drive, 173A, 125
10/4/2024	GRAYBAR	9338793139	6253	\$	8,881.79 SCHNEIDER ELECTRIC RENEWAL/ADVANCED CONTROL EX
10/18/2024	HYDROSCIENCE ENGINEERS INC	387004011	6341	\$	3,900.00 VFWD - DOM 4 Construction Support Svcs 08/2024
10/18/2024	SIEMENS INDUSTRY INC	5671088103	6377	\$	2,393.67 Level transmitter for HG-16 Quote PONQ62425
10/18/2024	MUNICIPAL MAINTENANCE EQUIPMENT	027329	6356	\$	759.32 M-SSC-24 SSC-24 ANTI-SPLASH MANHOLE ROLLER GUIDE F
10/18/2024	PROFORMA RESOURCES	B644010794A	6367	\$	318.58 BPO FY25 OGIO - Rage Duffel. Sales Order S64401079
10/18/2024	INLAND BUSINESS SYSTEMS	IN4409266	6343	\$	304.53 09/30/2024 to 10/29/2024 billing period
10/18/2024	INLAND BUSINESS SYSTEMS	IN4409094	6343	\$	39.38 09/28/2024 to 10/27/2024 billing period
10/4/2024	SOUTHWEST VALVE LLC	38142B26210	6274	\$	4,329.77 BPO 10" Milliken/Pratt 601N1-BG, Plug valve, FLG,
10/4/2024	SOUTHWEST VALVE LLC	30314B26068	6274	\$	9,379.37 Sludge Feed Valve and Actuator

**VALLEJO FLOOD AND WASTEWATER DISTRICT
DISBURSEMENTS REGISTER**

CHECK DATE	NAME	INVOICE	CHECK NO	INVOICE NET	INVOICE DESCRIPTION
10/18/2024	AT&T MOBILITY	X10102024	6293	\$	6,230.45 09/03/24-10/02/24 ACCT#287301074904
10/18/2024	AT&T MOBILITY	X09102024	6293	\$	5,866.77 08/03/24-09/02/24 ACCT#287301074904
9/27/2024	EAST BAY MUNI UTILITY DISTRICT	9009016	6221	\$	67,796.00 FY25 BACWA MEMBERSHIP & SPECIAL PROGRAMS FEES
10/18/2024	KAISER PERMANENTE MEDICAL GROUP	1000528867	6345	\$	4,866.00 01/08/24-09/03/24 LAB/MEDICAL SERVICE 320901273322
10/18/2024	SAMBA HOLDINGS INC	INV01630760	6375	\$	317.47 09/01/24 to 09/30/24 enrollment service & check fe
10/18/2024	AT&T	000022266267	6292	\$	1,756.39 08/10/24-09/09/2024 BAN 9391051754 PHONE SERVICES
10/18/2024	AT&T	000022349811	6292	\$	184.58 08/27/24-09/26/24 BAN 9391035199 PHONE SERVICES
10/18/2024	CITY OF NAPA--GATEHOUSE	002229417	6308	\$	218.24 08/12/24 YARDWASTE INBOUND ACCT#01-0000742 6
9/27/2024	QUADIENT FINANCE USA INC	091224	6228	\$	2,268.06 POSTAGE
10/18/2024	QUADIENT FINANCE USA INC	081324	6368	\$	1,069.27 POSTAGE AND LATE FEE CHARGES
10/4/2024	EAST BAY TIRE CO	2074281	6248	\$	3,541.28 225/70R19.5 14 CONTI HSR 5 TL
10/4/2024	EAST BAY TIRE CO	2078104	6248	\$	247.16 FLAT REPAIR STANDARD 17.5/19.5/22.5/24.5 service
10/18/2024	EAST BAY TIRE CO	2082381	6319	\$	530.52 225/70R19.5 14 MICH AGILIS HDZ License 1611606
10/18/2024	EAST BAY TIRE CO	2082383	6319	\$	1,177.05 11R22.5 14 MICH XDA5+ TL License 1587701
10/4/2024	LEGALSHIELD	240927	6259	\$	101.95 Payroll 2024-09-27
10/18/2024	LEGALSHIELD	241011	6348	\$	101.95 Payroll Warrant 2024-10-11
10/4/2024	HOLT OF CALIFORNIA	SW050358458	6255	\$	667.06 REPLACE SEAT SWITCH SERIAL NUMBER AT3503592
10/4/2024	HOLT OF CALIFORNIA	SW050358459	6255	\$	183.82 PERFORM 500 SERVICE HOUR MAINTENA
10/4/2024	HOLT OF CALIFORNIA	SW050358460	6255	\$	145.00 PERFORM 500 SERVICE HOUR MAINTENA
10/4/2024	ENCORP LLC	VFWD092724	6249	\$	23,975.00 Gold Box Replacement
10/18/2024	NORTH BAY TRUCK CENTER	01S48576	6358	\$	139.95 NBTC CARB Testing-Rescue Van- Inv.01S48576
10/18/2024	NORTH BAY TRUCK CENTER	01S48561	6358	\$	139.95 NBTC CARB Testing-Truck 269 - Inv.01S48561
10/18/2024	NORTH BAY TRUCK CENTER	01S48563	6358	\$	139.95 NBTC CARB Testing-Truck 298 - Inv.01S48563
10/18/2024	NORTH BAY TRUCK CENTER	01S48562	6358	\$	139.95 NBTC CARB Testing-Truck 299 - Inv.01S48562
10/4/2024	AAA BUSINESS SUPPLIES	2374745-0	6235	\$	400.49 BPO FY25 ACCOUNT # 7010287
10/4/2024	AAA BUSINESS SUPPLIES	2376078-0	6235	\$	101.17 BPO FY25: OFFICE SUPPLIES
10/18/2024	AAA BUSINESS SUPPLIES	2374745-1	6283	\$	37.68 BPO FY25: REPORT COVER
10/18/2024	AAA BUSINESS SUPPLIES	2375127-0	6283	\$	52.05 BPO FY25: LAB LABELS
10/4/2024	AAA BUSINESS SUPPLIES	2377569-0	6235	\$	1.00 INTEREST FINANCE CHARGE
10/4/2024	AAA BUSINESS SUPPLIES	2376078-1	6235	\$	49.63 AIR FRESH DISP,OIL,DIFF,2.5OZ
10/4/2024	AAA BUSINESS SUPPLIES	2375506-0	6235	\$	30.54 2 X 10 SILVER METAL WALL HOLDE SILVER W/BLACK META
10/18/2024	AAA BUSINESS SUPPLIES	2377711-0	6283	\$	181.72 BATTERY,AA,ALKALINE,36/PK/CREAMER,NONDAIRY,LIQ,VAN
10/18/2024	AAA BUSINESS SUPPLIES	2350147-0	6283	\$	66.72 SPOON,POLYSTYR,HVY WT,WHT,10
10/18/2024	COMCAST	092424-1165646	6311	\$	15.00 SERVICE 9/29/24-10/28/24 8155 30 024 1165646
10/18/2024	TPX COMMUNICATIONS	181255916-0	6381	\$	1,420.94 08/23/24-09/22/24 IN-HOUSE SERVICES ACCT#114580
10/18/2024	TPX COMMUNICATIONS	181838195-0	6381	\$	1,421.43 09/23/24-10/22/24 SERVICES ACCT#114580
10/4/2024	UNIVAR SOLUTIONS USA INC	52455953	6278	\$	8,680.15 SOD BISULFITE 25% BULK material# 1614680
10/4/2024	MANCO	570305	6261	\$	2,643.44 Cl2 analyzer parts
10/18/2024	MANCO	570363	6352	\$	2,708.76 Cl2 analyzer probes NOFROS
9/27/2024	CORODATA MEDIA STORAGE INC	RS3602878	6219	\$	58.30 Record Storage Carton 3/1/24-3/31/24 Fin
9/27/2024	CORODATA MEDIA STORAGE INC	RS3602877	6219	\$	64.90 Record Storage Carton 3/1/24-3/31/24 Eng

**VALLEJO FLOOD AND WASTEWATER DISTRICT
DISBURSEMENTS REGISTER**

CHECK DATE	NAME	INVOICE	CHECK NO	INVOICE NET	INVOICE DESCRIPTION
9/27/2024	CORODATA MEDIA STORAGE INC	RS3602876	6219	\$ 58.30	Record Storage Carton 3/1/24-3/31/24 Admin
9/27/2024	CORODATA MEDIA STORAGE INC	RS3641239	6219	\$ 58.30	Document Storage 7/1/24-7/31/24 Admin
9/27/2024	CORODATA MEDIA STORAGE INC	RS3641241	6219	\$ 58.30	Document Storage 7/1/24-7/31/24 Finance
9/27/2024	CORODATA MEDIA STORAGE INC	RS3622036	6219	\$ 58.30	Document Storage 5/1/24-5/31/24 Admin
9/27/2024	CORODATA MEDIA STORAGE INC	RS3622037	6219	\$ 64.90	Document Storage 5/1/24-5/31/24 ENG
9/27/2024	CORODATA MEDIA STORAGE INC	RS3622038	6219	\$ 58.30	Document Storage 5/1/24-5/31/24 FIN
9/27/2024	CORODATA MEDIA STORAGE INC	RS3641240	6219	\$ 4,160.32	Document Storage 7/1/24-7/31/24 ENG
9/27/2024	CORODATA MEDIA STORAGE INC	RS3650875	6219	\$ 231.19	Document Storage 8/1/24-8/31/24 Admin
9/27/2024	CORODATA MEDIA STORAGE INC	RS3650876	6219	\$ 155.54	Document Storage 8/1/24-8/31/24 ENG
9/27/2024	CORODATA MEDIA STORAGE INC	RS3650877	6219	\$ 58.30	Document Storage 8/1/24-8/31/24 FIN
10/18/2024	CORODATA MEDIA STORAGE INC	RS3660530	6313	\$ 58.30	09/01/24 TO 09/30/24 Standard Record Storage Cart
10/18/2024	CORODATA MEDIA STORAGE INC	RS3660531	6313	\$ 157.63	09/01/24 TO 09/30/2024 STORAGE ENGINEERING
10/18/2024	CORODATA MEDIA STORAGE INC	RS3660532	6313	\$ 58.30	09/01/24 TO 09/30/24 STORAGE FINANCE
10/18/2024	CORODATA MEDIA STORAGE INC	DS1310134	6313	\$ 395.38	09/01/24-09/30/24 MEDIA STORAGE SERVICES
10/18/2024	CORODATA MEDIA STORAGE INC	DN1488423	6313	\$ 102.50	SHREDDING AGREEMENT 450 RYDER ST 5 64 GALLON BIN
10/18/2024	GHD INC	380-0057502	6327	\$ 22,921.82	Tubbs Island sample collection Svcs thru 8/20/24
10/18/2024	YP WESTERN DIRECTORY LLC	090724	6394	\$ 133.77	09/01/24-09/30/24 ADVERTISING #800438706
10/18/2024	JOHNSON HO	14617	6340	\$ 69.53	Final Payment for Empl Expense claim # 30.
10/18/2024	VAN BEBBER BROS INC	755044	6387	\$ 444.10	3/16 AR400 PLATE LASER CUT ORDER#254124
10/18/2024	JOHNATHAN V AU	14618	6294	\$ 181.30	Final Payment for Empl Expense claim # 33.
10/4/2024	GLOBALSTAR USA	0000000758600342	6251	\$ 250.97	Monthly Activity Service 08/16/24 to 09/15/24
10/18/2024	GLOBALSTAR USA	000000077331903	6329	\$ 502.24	Monthly Activity service 09/16/24 to 10/15/24
10/18/2024	CINTAS CORPORATION NO 3	4204299471	6306	\$ 1,052.33	LAUNDRY SERVICE
10/18/2024	CINTAS CORPORATION NO 3	4205061837	6306	\$ 1,058.38	LAUNDRY SERVICE
10/18/2024	CINTAS CORPORATION NO 3	4205786193	6306	\$ 1,229.97	LAUNDRY SERVICE
10/18/2024	CINTAS CORPORATION NO 3	4206521180	6306	\$ 1,453.63	LAUNDRY SERVICE
10/18/2024	CINTAS CORPORATION NO 3	4207238269	6306	\$ 1,304.79	LAUNDRY SERVICE
10/18/2024	EBIX INC	0999758-IN	6320	\$ 425.00	09/1/2024-09/30/20 Risk Envision Lite Hosting Fee
10/18/2024	WESTERN SAFETY INSTITUTE INC	866	6392	\$ 2,020.03	Safety Training- Flagging/Traffic Control
10/18/2024	HELIX LABORATORIES INC	91345	6339	\$ 15,142.05	Commander - 330 gallon Totes
9/27/2024	MYERS & SONS CONSTRUCTION LP	Payment 17-POF016	6233	\$ 998,147.00	CONSTRUCTION OF MIPS, 3W EFFLU
9/27/2024	MYERS & SONS CONSTRUCTION LP	Payment 18-POF016	6233	\$ 1,689,806.00	CONSTRUCTION OF MIPS, 3W EFFLU 8/1/24-8/31/24
10/18/2024	ROCKWELL SOLUTIONS INC	3345	6373	\$ 4,261.53	V109-838 SHIMS, EXT OOL V115-004 CUTTER
10/4/2024	MOSCHETTI INC	123162	6263	\$ 135.00	BPO FY25 COFEE FOR MAINTENANCE DEPT
10/4/2024	MOSCHETTI INC	123346	6263	\$ 135.00	BPO FY25 COFEE FOR FIELD OPERATIONS
10/18/2024	ALPHA MEDIA II LLC	788481-1	6288	\$ 600.00	COASTAL CLEANUP DAY
9/27/2024	NEW IMAGE LANDSCAPE COMPANY	148035	6226	\$ 1,300.00	Plant landscaping 08/2024
10/18/2024	SEAN SANCHEZ	14619	6376	\$ 181.30	Final Payment for Empl Expense claim # 36.
10/18/2024	DIRECT LINE INC	241003566101	6317	\$ 321.00	09/01/24 to 09/30/24 monthly service fee
10/4/2024	PACKET FUSION INC	SLSI-1008209	6271	\$ 1,641.06	IP PHONE & LICENSE BUDLE
9/27/2024	MICHAEL EDWIN BURKETT	LOGO APPAREL REFUND	6217	\$ 52.40	OVERPAYMENT OF LOGO APPAREL

**VALLEJO FLOOD AND WASTEWATER DISTRICT
DISBURSEMENTS REGISTER**

CHECK DATE	NAME	INVOICE	CHECK NO	INVOICE NET	INVOICE DESCRIPTION
10/18/2024	TERRACON CONSULTANTS INC	TM76135	6380	\$	7,105.00 NEW BEDFORD SSLS 08/18/24 - 09/28/24
10/4/2024	UNITED SITE SERVICES OF CALIFORNIA	INV-4762806	6277	\$	1,397.57 9/03/24-9/30/24 ADA Restroom, 2 STN HAND WASH SINK
9/27/2024	VEOLIA WTS SERVICES USA INC	902864542	6230	\$	127.87 Rental DI Bed Mix 09/01/24-09/30/24
10/18/2024	VEOLIA WTS SERVICES USA INC	902917255	6388	\$	127.87 Rental DI Bed Mix 10/01/24-10/31/24
10/18/2024	CALIF DEPT OF TAX AND FEE ADMIN	Q3 2024	6300	\$	880.00 Q3 CY2024 USE TAX
10/18/2024	ABISAITH ENRIQUEZ EUFRACI	14859	6321	\$	327.24 Final Payment for Empl Expense claim # 37.
10/18/2024	TYLER TECHNOLOGIES INC	045-488731	6384	\$	3,873.00 10/1/24 - 6/30/25 APPLICATION SERVICES/CASHIERING
10/18/2024	TYLER TECHNOLOGIES INC	045-485422	6384	\$	9,206.78 11/01/2024, End: 31/Oct/2025 SUPPORT & UPDATE
10/18/2024	MALLORY SAFETY AND SUPPLY LLC	6013732	6351	\$	1,940.19 Mallory Safety Supply- harnesses-3624026
10/18/2024	MALLORY SAFETY AND SUPPLY LLC	6013735	6351	\$	970.10 Mallory Safety Supply- harnesses-3624026
10/18/2024	MALLORY SAFETY AND SUPPLY LLC	6013770	6351	\$	4,850.49 Mallory Safety Supply- harnesses-3624026
10/18/2024	FIRST VANGUARD RENTALS & SALES	1-511391	6326	\$	1,452.10 Traffic safety/Barricades/Plastic
10/18/2024	MANN URRUTIA NELSON CPAS	28340500	6353	\$	15,000.00 INTERIM AUDIT YEAR ENDED 6-30-2024 Progress billin
10/4/2024	FIELDMAN ROLAPP & ASSOCIATES INC	29888	6250	\$	4,101.50 PROF SERVICES REVENUE REFNDG BONDS 02/24-08/31/24
10/18/2024	BAY AREA FLOOD PROTECTION AGENCIES	2024-8	6296	\$	3,320.00 FY 2024/2025 BAFPAADMIN
10/18/2024	LYSTEK INTERNATIONAL LIMITED	153-943	6350	\$	4,502.93 Biosolids delivered to the Fairfield OMRC.
10/4/2024	AFLAC	240927	6236	\$	577.92 Payroll 2024-09-27
10/18/2024	CHANDLER ASSET MANAGEMENT INC	2409VFWD	6305	\$	1,996.94 09/01/24 to 09/30/24INVESTMENT MANAGEMENT SERVICES
9/27/2024	ELAVON INC	CA4213100637	6222	\$	143.91 2024 July Merchant Fees
9/27/2024	ELAVON INC	CA4244100462	6222	\$	204.10 2024 August Merchant Fees
10/18/2024	B & G TIRES OF VALLEJO	90448	6295	\$	35.00 FLT16/17/18 FLAT REPAIR 16/17/18"" vin# p523101
9/27/2024	JEFF AUSTIN	14261	6214	\$	276.81 Final Payment for Empl Expense claim # 28.
10/18/2024	ENTERPRISE FLEET MANAGEMENT	FMR0205115	6323	\$	12,453.98 10/1/24 to 10/31/24 statement 593352-100424
10/18/2024	ENTERPRISE FLEET MANAGEMENT	FOT0175732	6323	\$	1,356.92 10/1/24 to 10/31/24 statement 593352-100424
9/27/2024	BLUEBEAM INC	2049912	6216	\$	348.00 Q-748681 Bluebeam Renewal 09/02/24 THRU 09/01/25
10/4/2024	TRITON TRUCK REPAIR INC	15583	6276	\$	1,996.14 V#183 REPAIR & MAINTENANCE
10/4/2024	TRITON TRUCK REPAIR INC	15602	6276	\$	897.39 REPAIR & MAINTENANCE VIN#474795 LICENSE 1451632
10/18/2024	KSN INC	38345	6347	\$	13,159.28 Tubbs Isl Levee Rehad 7/1-24-7/31/24
10/18/2024	URGENT CARE AND TELEHEALTH	1560	6385	\$	80.00 COVID 19 ANTIGEN TESTING
10/18/2024	TANNER PACIFIC INC	224-310	6379	\$	5,415.00 TO #3 PO 250286 07/2024 Columbus Pkwy SW
10/18/2024	CORE & MAIN LP	V631206	6312	\$	9,496.23 STANDARD CONCRETE C/O BOX (F-8) (600)
10/4/2024	LINDE GAS & EQUIPMENT INC	45331753	6260	\$	20.77 CYLINDER RENT SUMMARY 8/20/2024 TO 9/20/2024
10/18/2024	MSA SAFETY SALES C/O JPR SYSTEMS	964270077	6355	\$	1,139.00 ULTIMA X5000 Gas Monitor/POWER SUPPLY ASSY:24VDC,P
10/18/2024	CINTAS CORPORATION NO 2	5227216726	6307	\$	266.44 First Aid Restock Supplies
9/27/2024	WRIGHT GUARD, LLC	10411	6231	\$	20,638.75 SECURITY SVCS 08/01/24-08/31/24
10/18/2024	WRIGHT GUARD, LLC	10428	6393	\$	34,236.58 09/01/24 TO 09/30/24 UNARMED SECURITY SERVICES
9/27/2024	AMAZON CAPITAL SERVICES	16H1-4DQY-1G7J	6213	\$	392.94 Lab supplies - labels, batteries, air filters
10/4/2024	AMAZON CAPITAL SERVICES	1HXM-19RW-TF3J	6239	\$	152.70 THETFORD AquaMAX Summer Cypress Scent RV
10/4/2024	AMAZON CAPITAL SERVICES	1GVQ-NN7M-RLDQ	6239	\$	1,956.16 ITEM: Gefolly 3200W Solar Street Lights Outdoor,
10/4/2024	AMAZON CAPITAL SERVICES	1RFW-D9D4-RF66	6239	\$	325.82 ITEM: Logitech C930e 1080P HD Video Webcam - 90-D
10/4/2024	AMAZON CAPITAL SERVICES	1Q3P-FR1K-QT9Y	6239	\$	167.50 OPS- Daily Chef Distilled White Vinegar 2/1 gallon

**VALLEJO FLOOD AND WASTEWATER DISTRICT
DISBURSEMENTS REGISTER**

CHECK DATE	NAME	INVOICE	CHECK NO	INVOICE NET	INVOICE DESCRIPTION
10/4/2024	AMAZON CAPITAL SERVICES	1CLW-96VP-XNTQ	6239	\$ 1,122.45	Oregon 18720 7-Tooth Small 7 Spline Power Mate FM
10/4/2024	AMAZON CAPITAL SERVICES	1MLC-KRQV-WYPV	6239	\$ 147.47	Keyboard Tray and Keyboard for Jasmine Herber
10/4/2024	AMAZON CAPITAL SERVICES	1JRP-MP7Y-VXNC	6239	\$ 101.73	Various office supplies
10/18/2024	AMAZON CAPITAL SERVICES	1XJF-17YT-T3VL	6290	\$ 186.59	ITEM: Mead Spiral Bound Notebook White, 3 Subject
10/18/2024	AMAZON CAPITAL SERVICES	16NW-W4TT-4PC4	6290	\$ 489.65	SRM OFFICE SUPPLIES
10/18/2024	AMAZON CAPITAL SERVICES	1NQR-K9T3-K9LW	6290	\$ 658.27	ITEM: Hypertherm 027668 Plasma Circle Cutting Gui
10/18/2024	AMAZON CAPITAL SERVICES	13VG-9TCQ-Q6HP	6290	\$ 512.90	Amazon Order—FM
10/18/2024	AMAZON CAPITAL SERVICES	1HCG-HWHM-K7HL	6290	\$ 56.60	ITEM: FCD - 4M OM3 LC ST Fiber Patch Cable 10Gb
10/18/2024	AMAZON CAPITAL SERVICES	1KKJ-PCPM-RTQN	6290	\$ 128.90	NEWTRY 0.4%~4% Adjustable Fertilizer Injector Wate
10/18/2024	AMAZON CAPITAL SERVICES	133G-XX3Y-X76G	6290	\$ 459.94	ITEM: Exclusive Patented Beveled Edge Glass Chair
10/18/2024	AMAZON CAPITAL SERVICES	13VR-9TCQ-QGQT	6290	\$ 600.86	8" Black Steel Golf Cart Wheels and 18x8.50-8"
10/18/2024	AMAZON CAPITAL SERVICES	1M7W-9476-QHWM	6290	\$ 42.60	cargo van running light
10/18/2024	AMAZON CAPITAL SERVICES	1GDR-RPDL-6XV4	6290	\$ 84.90	ITEM: FCD - 4M OM3 LC ST Fiber Patch Cable 10Gb
10/18/2024	AMAZON CAPITAL SERVICES	1K3G-9YDK-TMTR	6290	\$ 2,075.74	Amazon Order—FM
10/18/2024	AMAZON CAPITAL SERVICES	137N-TTKW-WTHC	6290	\$ 1,873.84	ITEM: Gefolly 3200W Solar Street Lights Outdoor,
10/18/2024	AMAZON CAPITAL SERVICES	1KGH-T6PP-6Y47	6290	\$ 50.67	SRM OFFICE SUPPLIES
10/18/2024	AMAZON CAPITAL SERVICES	16J7-XQCH-3FDD	6290	\$ 1,597.81	Amazon Order—FM ODOR CONTROL
10/18/2024	AMAZON CAPITAL SERVICES	1FYR-LCTF-7HW4	6290	\$ 887.14	ITEM: APC 750VA Smart UPS with SmartConnect, SMT7
10/18/2024	DIG DONE RIGHT LLC	1830	6316	\$ 48,070.00	OPS—High Pressure Cleaning SPF
9/27/2024	RONALD HUMPHREY	14306	6229	\$ 276.81	Final Payment for Empl Expense claim # 31.
10/4/2024	NEIGHBORLY PEST MANAGEMENT, INC	371381	6266	\$ 127.00	General Pest Control Monthly BP ACCT#60085
10/18/2024	VACAVILLE TOW INC.	24-8205 R	6386	\$ 450.00	2.25 Hrs Tow Service 2005 Chev V183 8/27/24
10/4/2024	VULCAN MATERIALS COMPANY	1857541	6280	\$ 372.63	1/2" HMA TYPE A/B PG 64-16 Environmental Fee Ton
10/4/2024	VULCAN MATERIALS COMPANY	1802928	6280	\$ 3,232.26	3/4 CLASS 2 BASE Environmental Fee Ton
10/18/2024	VULCAN MATERIALS COMPANY	1886920	6389	\$ 577.42	Environmental Fee Ton -Agg & Asphalt
10/18/2024	VULCAN MATERIALS COMPANY	1869868	6389	\$ 773.60	1/2" HMA TYPE A/B PG 64-16 Environmental Fee Ton
10/18/2024	VULCAN MATERIALS COMPANY	1870304	6389	\$ 593.96	1/2" HMA TYPE A/B PG 64-16 Environmental Fee Ton
10/18/2024	VULCAN MATERIALS COMPANY	1899117	6389	\$ 2,700.15	2 TON RIP RAP Environmental Fee Ton -Agg & Asphalt
10/18/2024	HANSON BRIDGETT LLP	1506033	6335	\$ 10,500.00	LEGAL SERVICES RENDERED THROUGH AUG. 31,2024
10/18/2024	PONTICELLO ENTERPRISES CONSULTING ENGINEERS, INC	097.024.005	6366	\$ 1,087.50	PROFESSIONAL SVCS ARPA UPPER LAT REPLACEMT 2024/09
10/18/2024	PONTICELLO ENTERPRISES CONSULTING ENGINEERS, INC	097.000.020	6366	\$ 22,823.75	Development Review Support Services 08/2024
10/4/2024	BH CONSTRUCTION	10006	6241	\$ 3,362.70	PO240491 CEILING TILES
9/27/2024	BANNER BANK	Payment 17-POF016-Re	6232	\$ 49,907.35	ESCROW #2151MIPS 3W Effluent Bypass 0359-17 RETEN
9/27/2024	BANNER BANK	Payment 18-POF016-Re	6232	\$ 84,490.30	ESCROW #2151MIPS 3W Effluent Bypass 0359-18 RETE
10/18/2024	HEALTH AND HUMAN RESOURCE CENTER INC.	E0329948	6286	\$ 144.44	Capitation for Period of Nov 2024 - Vallejo
10/18/2024	GSW CONSTRUCTION INC	Payment 07-CWP004	6333	\$ 227,225.00	CONST OF NEW BEDFORD SEWER LIFT STATION 2024 SEP
10/4/2024	THATCHER COMPANY OF CALIFORNIA	2024250105471	6275	\$ 13,087.83	Sierra Sani-Chlor - 1 # BULK
10/4/2024	CLARK EQUIPMENT COMPANY	3984531	6245	\$ 49,361.36	S510 T4 V2 Bobcat Skid-Steer COMMENTS: Loader
10/18/2024	CLARK EQUIPMENT COMPANY	4001360	6310	\$ 30,522.27	Bobcat MINI Excavator (E20 T4 Bobcat Compact Excav
10/18/2024	CALIFORNIA BANK OF COMMERCE BENEFICIARY: GSW CONST	Payment 07-CWP004-RE	6301	\$ 11,361.25	ACCT#1156157 NEW BED LIFT STATION
10/18/2024	AM TRENCHLESS,LLC	228	6289	\$ 21,000.00	PRESENTING A COMPLIANCE PROCEDURE TO BAAQMD TASK 1

**VALLEJO FLOOD AND WASTEWATER DISTRICT
DISBURSEMENTS REGISTER**

CHECK DATE	NAME	INVOICE	CHECK NO	INVOICE NET	INVOICE DESCRIPTION
10/18/2024	ENS RESOURCES INC	3694	6322	\$ 5,000.00	SEPT 2024 CONSULTANT SERVICES FEDERAL REPORTS
10/4/2024	JOE A. GONSALVES & SONS	161900	6257	\$ 4,000.00	OCTOBER SERVICES
9/27/2024	EVOQUA WATER TECHNOLOGIES CANADA LTD	9000082616	6223	\$ 70,500.00	Aeration Basin Covers
10/18/2024	ICF CONSULTING GROUP, INC.	2024-372390	6342	\$ 9,399.40	VFW Task- 07/27/2024-08/23/2024
9/27/2024	PINE FLAT RANCH INC CITY WIDE FACILITY SOLUTIONS NORTH 52079000156		6227	\$ 254.44	Individual Softone Wht Multi-Fold/TISSUE BATH RLS
9/27/2024	PINE FLAT RANCH INC CITY WIDE FACILITY SOLUTIONS NORTH 52079000151		6227	\$ 97.53	SOAP FOAM GREEN SEAL GOJO/ER 30X36 1MIL 250/CS ROL
9/27/2024	PINE FLAT RANCH INC CITY WIDE FACILITY SOLUTIONS NORTH 52079000157		6227	\$ 109.92	SOAP FOAM GREEN SEAL GOJO/LINER 30X36 1MIL 250/CS
10/18/2024	PINE FLAT RANCH INC CITY WIDE FACILITY SOLUTIONS NORTH 42079000228		6365	\$ 5,681.82	09/22/24 Wash windows on both sides
10/18/2024	PINE FLAT RANCH INC CITY WIDE FACILITY SOLUTIONS NORTH 52079000161		6365	\$ 92.56	JANITORIAL SUPPLIES/SOPA/LINER / INTEPLAST
10/18/2024	PINE FLAT RANCH INC CITY WIDE FACILITY SOLUTIONS NORTH 52079000162		6365	\$ 226.60	JANITORIAL SUPPLIES/Individual Softone Wht Multi-F
10/18/2024	PINE FLAT RANCH INC CITY WIDE FACILITY SOLUTIONS NORTH 32079000709		6365	\$ 7,010.87	10/01/24 TO 10/31/24 JANITORIAL SERVICES
10/18/2024	PINE FLAT RANCH INC CITY WIDE FACILITY SOLUTIONS NORTH 42079000229		6365	\$ 88.24	Admin Fee : Emergency purchase of multifold towels
10/18/2024	PINE FLAT RANCH INC CITY WIDE FACILITY SOLUTIONS NORTH 52079000168		6365	\$ 915.33	Trash Liner 24x24in Clear - 8mic - 1000/case
10/18/2024	WATERPROOFING ASSOCIATES INC	50260-RET	6390	\$ 9,291.95	BUILDING 68 ROOF REPLACEMENT FINAL INV
10/4/2024	CLOUDBURST INC	1021015	6246	\$ 9,205.60	Atmosphere odor Control Totes - Quote 3385
10/18/2024	AECUS LAW	1374	6285	\$ 4,987.45	09/2024 LEGAL SERVICES
10/4/2024	S & J ADVERSTING INC	198724	6272	\$ 227.50	COASTAL CLEANUP DAY 2024 ADS
10/18/2024	GIRL SCOUTS OF NORTHERN CALIFORNIA TROOP 20067	006	6328	\$ 960.00	09/21/24 200 lunches for Coastal Cleanup Day 2024
10/18/2024	ROBERT PHIL JOHNSON	14873	6344	\$ 316.16	Final Payment for Empl Expense claim # 53.
10/18/2024	ASH, WILLIAM L	14888	6291	\$ 374.45	Final Payment for Empl Expense claim # 59.
10/4/2024	BONNIE DEGENNARO	105 Crane CT	6268	\$ 900.00	UPPER/LOWER LATERAL REPLACEMENT PROGRAM #30911
10/4/2024	TIM WADE	10 Hermosa Ave	6269	\$ 1,550.00	UPPER/LOWER LATERAL REPLACEMENT PROGRAM
10/4/2024	ASTERIX ACQUISITION GROUP LLC	804-818 Mariposa st	6267	\$ 3,271.00	UPPER/LOWER LATERAL REPLACEMENT PROGRAM #30585
10/18/2024	SEJRF LLC	1009 Fifth St	6361	\$ 2,906.00	UPPER LATERAL REQUEST FOR PAYMENT 30935
10/18/2024	LONNIE PHILLIPS	1828 Griffin St	6359	\$ 2,550.00	UPPER LATERAL REQUEST FOR PAYMENT 30761
10/18/2024	RICARDO AND GUILLERMINA RAMOS	138 Kit Carson Way	6360	\$ 1,676.00	UPPER LATERAL REQUEST FOR PAYMENT 30945
Total:				\$ 4,661,489.20	



**General Manager
Mark Tomko**

November 12, 2024

Board Communication

Consent Calendar, Section 4C

TO: The Honorable President and Board of Trustees

FROM: Mark Tomko, General Manager

PREPARED BY: Olivia Ruiz, Finance Manager
Jasmine Herber, Accountant
Alexandria Houston, Director of Human Resources & Risk Management
Tracy Rideout, Director of Technical Services

SUBJECT: First Quarter Report for Fiscal Year (FY) 2024-2025

RECOMMENDATION

Receive and file the first quarter report for Fiscal Year (FY) 2024-25, ending September 30, 2024.

BACKGROUND AND DISCUSSION

This quarterly report contains an overview of the District’s Operations, including budget-to-actual reporting for operating and capital expenses, the status of staffing and recruitments, the District’s regulatory compliance, and measures of service.

It is considered best practice to report on these items to provide necessary information for the Board to provide appropriate oversight of District operations. With the goal of maintaining a high level of accountability and transparency, the District will continue to issue its quarterly report into the future.

REGULATORY COMPLIANCE

Number of Treatment Plant NPDES Violations

2023			2024								
Oct	Nov	Dec	Jan	Feb	Mar	Apr	May	Jun	July	Aug	Sept
0	0	0	0	0	0	0	0	0	0	2	0

In August, the treatment plant had 2 violations for exceeding CBOD (weekly and monthly average) due to overloading of one of two biotowers while the media in the second biotower was being replaced. CBOD, or carbonaceous biochemical oxygen demand, is a test that measures how much-dissolved oxygen is depleted by biological organisms. It’s a parameter used to indicate how well pollutants are removed from wastewater. Overloading of the biotower, most likely resulted in increased odors.

Total Number of Sewer Spills Reported

2023			2024								
Oct	Nov	Dec	Jan	Feb	Mar	Apr	May	Jun	July	Aug	Sept
0	1	0	1	1	2	3	0	0	0	0	0

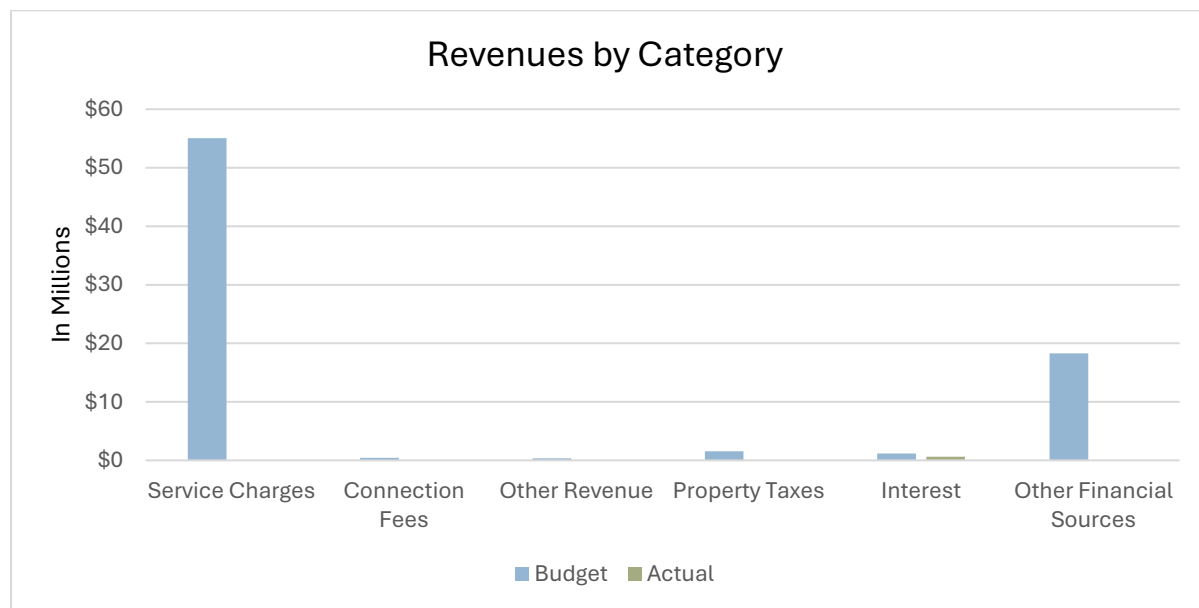
The above table displays the sewer spill totals for each month since October 2023. The District has had exceptionally low spill numbers during this reporting window and has also had the privilege of filing 7 No-Spill Certifications with the State Water Resources Control Board (SWRCB). The SWRCB measures collection system performance by spills per 100 miles of pipe. The State average during

this period is 2.63 per/100 mi, the Region 2 (SF Bay Area) average is 2.37 per/100 mi, and the District's average is 0.51 per/100 mi.

FINANCIAL COMPLIANCE

REVENUE BY SOURCE

<u>Revenues by Category</u>	<u>FY25 Budget</u>	<u>FY 25 Actuals</u>	<u>Remaining Budget</u>	<u>% of Budget</u>
Service Charges	\$ 55,070,550	\$ 42,276	\$ 55,028,274	0%
Connection Fees	428,490	1,080	427,410	0%
Other Revenue	357,060	63,978	293,082	18%
Property Taxes	1,567,870	-	1,567,870	0%
Interest	1,169,850	628,180	541,670	54%
Other Financial Sources	18,300,000	1,985	18,298,015	0%
Total Revenues	\$ 76,893,820	\$ 737,499	\$ 76,156,321	1%



Analysis

Service charges for Sewer, Storm, and Upper Lateral programs are projected at \$55 million. District billed \$54.3 million through the property tax roll. Service charges will be received in two installments in December and April. The remaining revenues were directly billed to customers.

Capacity fee revenue is recognized when a development project is completed and it passes inspection, not when cash is received. As of September 30th, there are \$820,082 in sewer connection fee deposits and \$290,639 in stormwater connection fee deposits that have not yet been recorded as revenue.

Property tax represents District's allocation of property taxes revenue that is derived from property tax assessments levied within the entire District. Property tax will be received in December and April. Majority of property taxes were allocated to the Stormwater Fund.

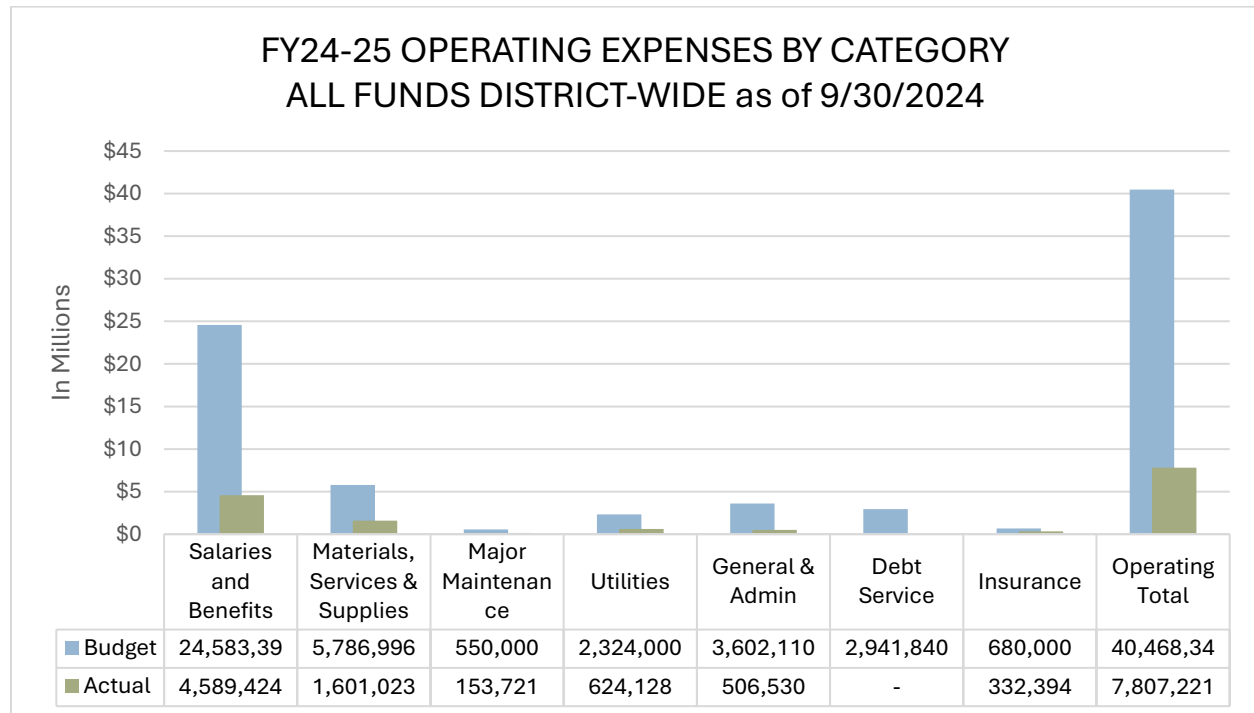
Interest earnings are higher than budgeted and anticipated during this point of the year, due to higher than anticipated yield and larger monthly cash balances than projected.

Other Revenues category is made up of development-related fees and lease income.

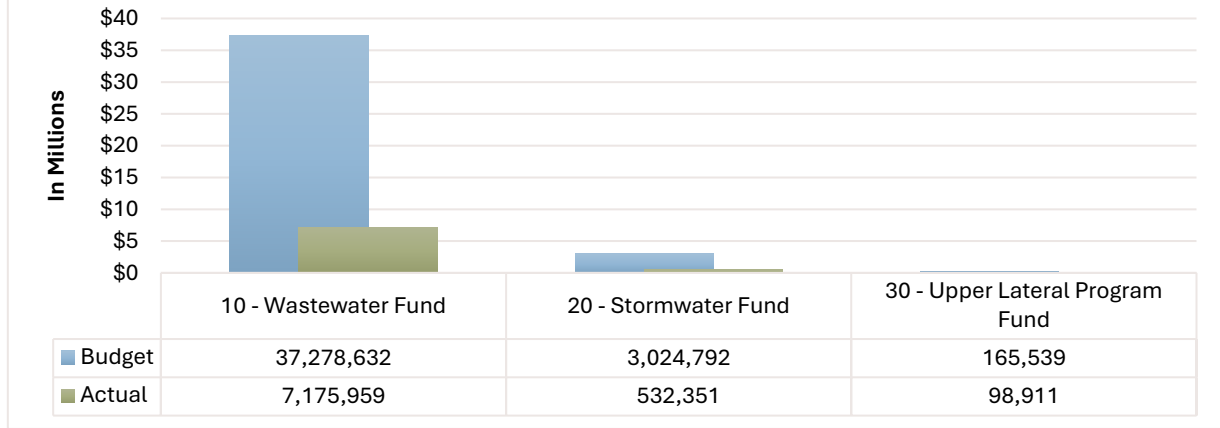
Other Financial Sources include loan proceeds from the State Water Resources Control Board for the Mare Island Pump Station (MIPS) project.

OPERATING EXPENSES

<u>Operating Expenses by Category-All Departments</u>	<u>FY25 Budget</u>	<u>FY25 Actuals</u>	<u>Remaining Budget</u>	<u>% of Budget</u>
Salaries and Benefits	\$ 24,583,397	\$ 4,589,424	\$ 19,993,973	19%
Operations Materials, Services & Supplies	5,786,996	1,601,023	3,231,978	28%
Major Maintenance	550,000	153,721	385,113	28%
Utilities	2,324,000	624,128	1,699,692	27%
General & Administrative	3,602,110	506,530	2,792,040	14%
Debt Service	2,942,460	-	2,942,460	0%
Insurance	680,000	332,394	347,606	49%
Total Operating Expenses	\$ 40,468,963	\$ 7,807,221	\$ 31,392,862	19%



FY 2024-25 OPERATING EXPENSES BY FUND
as of 9/30/2024



Analysis

Operating Expenses. Expenses for utilities and operations, materials, services and supplies, were higher than anticipated due mostly to impact of inflation and higher utility rates and chemical costs.

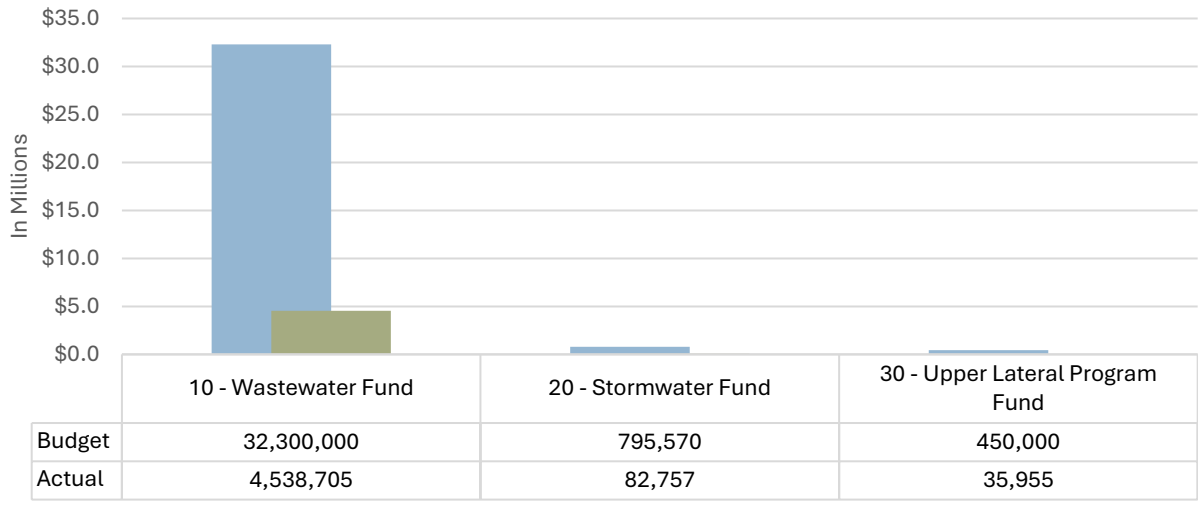
Salaries and Benefits were lower than anticipated due to several staff vacancies.

Annual premiums for majority of District insurance were paid during the first quarter of the fiscal year.

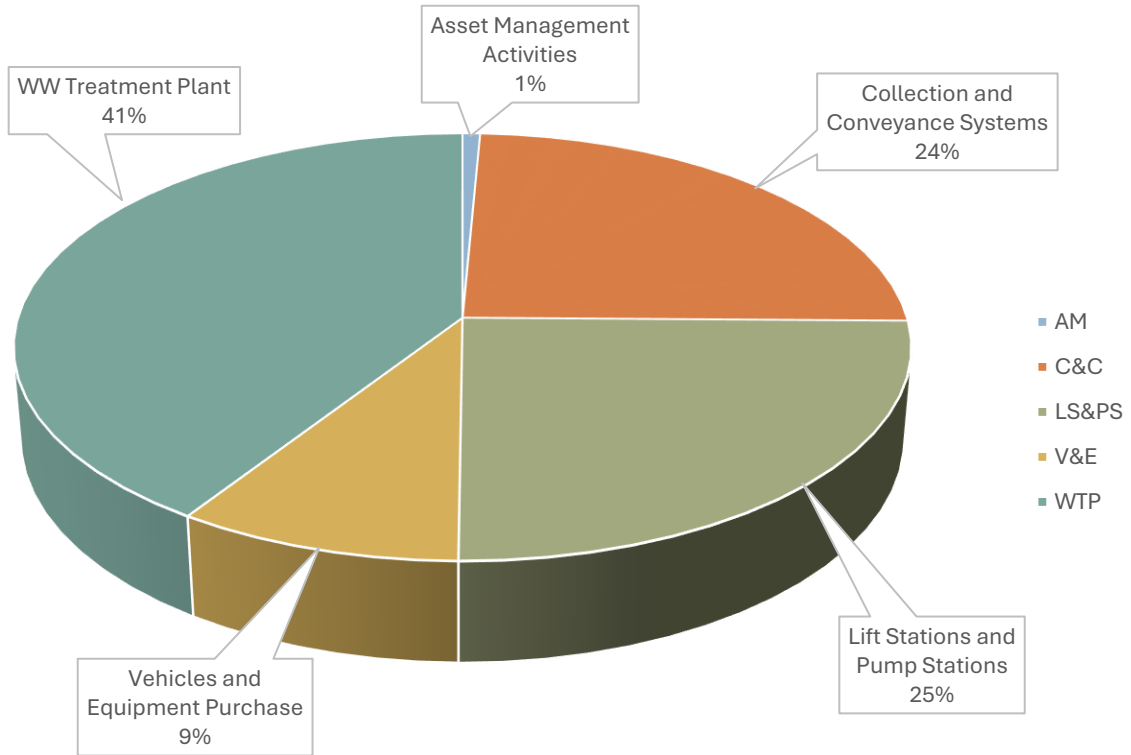
Expenses by Fund analysis shows wastewater and stormwater funds operating within established budget parameters (excluding the impacts of non-cash GAAP adjustments). Upper Lateral funds is above budget during this time of the year due to an error in the adopted annual budget that was corrected through a budget amendment in October.

Wastewater Fund	19% Spent
Stormwater Fund	18% Spent
Upper Lateral Fund	60% Spent

FY 2024-25 CAPITAL EXPENSES BY FUND as of 9/30/2024



Allocation of FY25-Sewer User Fees



INFRASTRUCTURE AND CAPITAL PROJECTS

The following table represents the status of significant¹ capital projects, studies, and ongoing programs through the end of September 2024:

Projects	Budget for Current Year	Expenses for Current Year	Description of the project
Mare Island Pump Station Project ³	\$18,000,000	\$2,822,637	SRF funded construction of new Mare Island Strait Outfall Pump Station at WWTP.
2024 Sewer Rehab Project	2,500,000	6,600	Replacement of over one mile of existing sewer main and replacement of associated lower laterals in Meadows Subdivision area, north of Meadows Drive, west of Jack London Drive.
Headworks Rehabilitation Phase 1	2,100,000	-	Upgrades to priority electrical and mechanical components of the Headworks facility.
New Bedford Sewer Lift Station	2,000,000	998,862	Replacement of sewer lift station, with new submersible pump station, electrical and generator building, and associated appurtenances.
Vehicle and Equipment Replacement Program	1,310,000	320,404	Replacement of various equipments and vehicles.
Tubbs Island Levee Improvement Program	750,000	13,259	Annual program budget to assess, scope, and complete reinforcement and repair work on Tubbs Island levees to maintain land application of biosolids.
Annual Sewer Capacity Upgrade Program	680,000	-	Program to eliminate existing, modeled capacity deficiencies in the sewer system.
Sewer Lift Station Electrical Rehab	555,000	-	Perform rehabilitation work on electrical and mechanical systems at priority lift stations.
SCADA Systems Upgrade	500,000	85,405	Upgrade in-plant SCADA system platform and perform standardization programming on Operator Interface Terminals (OIT)
Secondary Mechanical-Electrical Upgrade	500,000	6,555	Replacement and rehabilitation of mechanical, electrical, and instrumentation system components associated with the secondary process return and waste-activated sludge pumping facilities.
MCC & Pump Replacement Tubbs	500,000	-	Electrical and mechanical work on Tubbs Island Stormwater pump station.
Subtotal	29,395,000	4,253,722	

¹ Projects with an estimated total cost over \$500K.

Projects	Budget for Current Year	Expenses for Current Year	Description of the project
All Other Capital Improvement Projects	4,150,570	573,321	Includes several sewer rehabilitation projects, various studies and IT related upgrades.
Total Capital Improvement Projects	\$ 33,545,570 ²	\$4,827,043	

Capital Program Analysis

Building on FY24's successful CIP delivery results (89% delivery), Capital Program expenditures for the first quarter of FY25 came in slightly less than \$5 million, approximately 14% of the total 2025-2026 fiscal year budget. This number reflects expenditures on active capital projects, excluding District labor and benefits which are accounted for in the Department operating budget. Expenditure totals are anticipated to increase over the second and third quarter. This increase is expected because several awarded capital projects are currently in procurement and submittal review stages and will begin actual construction activities.

Approximately 24 capital projects are programmed in FY25; several additional projects are listed that fund program areas of work and studies. Program areas include similar activities that are grouped together into a single funding line item for ease of accounting; one example is the FY25 Vehicle and Equipment Replacement program, funded at \$1.3+ million.

Construction contracts for 50%, 12 of the 24 funded capital projects in the current fiscal year have been awarded. Five additional projects are in active design or procurement stages. Major construction expenditures this quarter are related to the MIPS rehabilitation project, the District's largest capital project at nearly \$50 million. This project is approximately 65% complete and anticipated to be finished on time and budget, in the Spring of 2026. Other large construction projects, anticipated to be completed this fiscal year, include the New Bedford Sewer Lift Station, Sears Point Sewer Lift Station improvements, and the 2024 SS Rehabilitation projects. Significant construction work on the \$4 million Secondary Electrical-Mechanical Upgrades project will begin in calendar year 2025, as procured equipment begins to be delivered for installation.

Sewer collection system rehabilitation work has increased steadily over the past three years. Construction is underway on this year's project; it includes over one mile of sewer main rehabilitation. The design for next year's collection system improvements project is already underway. Over the last three years, increasing expenditures on rehabilitation work in the collection system has proven to be effective at reducing inflow and infiltration (I&I) in the Sears Point Sewer Shed. Flow monitoring studies, completed last winter, showed significant I&I reduction in the monitored sewer sheds.

District Development Services and Environmental Services staff continue exploring opportunities to engage in public-private partnerships with new development proponents in Vallejo. These potential partnering opportunities may provide effective, multi-benefit projects to simultaneously reduce sewer capacity restrictions, alleviate flooding, and further other environmental and regulatory goals for the community in compliance with permit requirements for trash capture and pollution reduction.

² Includes project budget for wastewater and connection fee funds.

³ Includes SS fees from "other" revenue sources, not user fees or capacity.

STAFFING AND RECRUITMENTS

Full time equivalent (FTE) positions summary:

Total Budgeted FTE Positions	97
Total Number of Vacancies	2
Total Current FTE	95

Separations in past quarter:

Position	Status
None	

Filled positions in past quarter:

Position	Status
Accounting Technicians (2)	Start date August and September 2024
Collection Systems Technician (3)	Start date July 2024
Management Analyst	Start date July 2024
Electrical/Instrumentation Technician	Start date August 2024

Current vacancies:

Position	Status
Engineering Manager	Vacant due to promotion
Administrative Assistant I	Vacant due to employee separation

Employee Assessment Project

VFWD has engaged Raffetis; a public sector consulting firm, to provide an organizational assessment of District staffing, organizational structure, and operations. As part of this assessment, key staff were interviewed to identify staffing gaps and improvements for operational efficiency.

The project has an anticipated completion date of January 31, 2025.

INDUSTRIAL INJURIES AND INCIDENTS

Workers Compensation Injuries/On the Job Injuries

2023			2024								
Oct	Nov	Dec	Jan	Feb	Mar	Apr	May	Jun	July	Aug	Sept
2	0	1	0	0	0	1	1	0	0	0	0

Safety Incidents – Break ins, Damage to Facilities, Theft

2023			2024								
Oct	Nov	Dec	Jan	Feb	Mar	Apr	May	Jun	July	Aug	Sept
0	3	2	0	2	2	1	0	0	0	2	1

The District experienced seven on-the-job injuries (OJI's) in fiscal year 2023/24 (July to June) with a total claim amount of \$13,611. Six of the seven OJI's were within Field Operations and Facility Maintenance. The most frequent types of OJI's experienced at the District were cut/puncture/laceration/contusion. These injuries tend to be less impactful and resulted in 23 lost or restricted workdays. Sprains/strains and break/fracture are more impactful and resulted in 49 and 50 lost or restricted workdays, respectively. Eye irritation, skin irritation/dermatitis and respiratory resulted in no lost or restricted workdays.

For the first quarter of fiscal year 2024/25 there were zero Workers Compensation claims.

OPERATIONAL METRICS

O&M-Operations & Facilities Maintenance (incl. Electrical/Instrumentation) Work Orders Completed

2023			2024								
Oct	Nov	Dec	Jan	Feb	Mar	Apr	May	Jun	July	Aug	Sept
396	371	402	483	424	394	443	430	385	472	454	451

Operations and Maintenance's (O&M) goal is 90% planned work with 10% unplanned work and significant progress has been made to reach this goal. Currently, O&M is at 88% planned work and 12% unplanned work. The District's work order system, Limble, is still in development to include essential equipment for all areas of the plant and pump/lift stations.

Field Operations

Miles of Sewer Cleaned

2023			2024								
Oct	Nov	Dec	Jan	Feb	Mar	Apr	May	Jun	July	Aug	Sept
22	16	19	21	21	22	20	23	18	17	24	25

Miles of Sewer Inspected (CCTV)

2023			2024								
Oct	Nov	Dec	Jan	Feb	Mar	Apr	May	Jun	July	Aug	Sept
9	6	3	7	3	4	3	3	3	4	6	3

Procurement

Contracts over \$100,000

The Board of Trustees has requested a report on all contracts approved by the General Manager in excess of \$100,000 that were not approved by the Board of Trustees. The following contracts were approved during the Quarter:

Contractor	Purpose of Contract	Amount
Norcal Welding Inc.	On call welding and fabrication services	\$100,000

ENVIRONMENTAL REVIEW

This is not a project under CEQA and no environmental review is required.

FISCAL IMPACT

None.

DOCUMENTS ATTACHED

None

CONTACT PERSON

Mark Tomko, General Manager, (707) 652-7800



General Manager
Mark Tomko

November 12, 2024

Board Communication

Consent Calendar, Section 4D

TO: The Honorable President and Board of Trustees
FROM: Jeff Tucker, Director of Finance/Treasurer
PREPARED BY: Olivia Ruiz, Finance Manager
SUBJECT: Monthly Investment Report for September 2024

RECOMMENDATION

Receive and file the Monthly Investment Report for September 2024 as submitted.

BACKGROUND AND DISCUSSION

The California Government Code, Section 53607, requires monthly reporting of investments to the Board of Trustees. The composition of investments must conform to the District's investment policy adopted annually and must be sufficiently liquid to meet cash flow needs for the next six months. The District adjusts its cash and investment book balances to reflect market value. The condensed investment report attached meets applicable reporting requirements.

The portfolio is designed to provide *safety* through balance, diversification, credit worthiness, and volatility reduction; *liquidity* through short-term pools, negotiable deposits, and investment laddering; and *yield (rate of return)* through longer duration, callable governments and higher yielding corporate notes where safe.

The portfolio incorporates the principles of the prudent investor standard and follows policy prepared in accordance with the requirements of the California Government Code. These requirements include public investing objectives, authorized investments, maturities, prohibited investments, reporting requirements, and Board oversight.

The District staff works closely with the Investment Advisor, Chandler Asset Management, to implement an investment strategy that considers the District's historical and anticipated liquidity needs and the current market conditions to maintain safety and maximize yield. Investments are and will continue to be purchased based upon conformance with District policy. All investments within the portfolio meet/met the California Government Code requirements for credit quality, maturity dates, and bond class percentages at the time of purchase.

The District has the financial ability to meet its cash flow requirements for the next six months.

ENVIRONMENTAL REVIEW

This is not a project under CEQA and no environmental review is required.

FISCAL IMPACT

None.

DOCUMENTS ATTACHED

- A. Monthly Investment Report – September 2024

CONTACT PERSON

Jeff Tucker, Finance Director/Treasurer, (707) 652-7802

MONTHLY ACCOUNT STATEMENT

Vallejo Flood & Wastewater District Cons | Account #10761 | As of September 30, 2024

CHANDLER ASSET MANAGEMENT | chandlerasset.com

Chandler Team:

For questions about your account, please call (800) 317-4747,
or contact clientservice@chandlerasset.com

Custodian:

PORTFOLIO SUMMARY



Vallejo Flood & Wastewater District Cons | Account #10761 | As of September 30, 2024

Portfolio Characteristics

Average Modified Duration	0.80
Average Coupon	1.99%
Average Purchase YTM	4.20%
Average Market YTM	3.96%
Average Quality	AA+
Average Final Maturity	0.89
Average Life	0.80

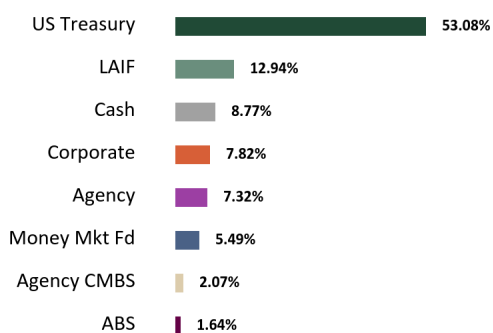
Account Summary

	Beg. Values as of 09/01/2024	End Values as of 09/30/2024
Market Value	43,183,637.86	40,036,598.19
Accrued Interest	99,173.27	84,930.83
Total Market Value	43,282,811.13	40,121,529.02
Income Earned	148,178.33	149,108.05
Cont/WD	(3,327,308.76)	(3,377,870.95)
Par	43,365,366.87	40,114,251.81
Book Value	43,088,782.62	39,878,032.80
Cost Value	42,765,505.40	39,572,341.93

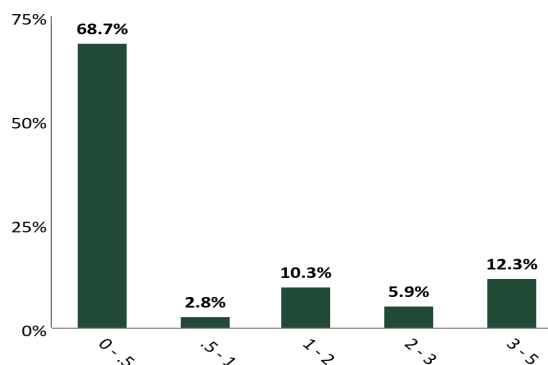
Top Issuers

United States	53.08%
LAIF	12.94%
Checking Deposit	8.58%
First American Govt Oblig fund	5.49%
Farm Credit System	4.24%
Federal Home Loan Banks	3.08%
FHLMC	2.07%
Inter-American Development Bank	0.62%

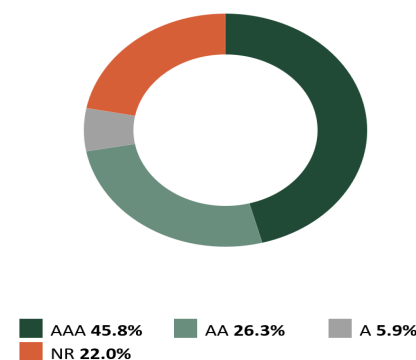
Sector Allocation



Maturity Distribution



Credit Quality



*See Footnote

The credit quality is a weighted average calculation of the highest of S&P, Moody's' and Fitch

Execution Time: 10/03/2024 04:59:18 PM

Chandler Asset Management | info@chandlerasset.com | www.chandlerasset.com | 800.317.4747

CONFIDENTIAL | 2

STATEMENT OF COMPLIANCE



Vallejo Flood & Wastewater District Cons | Account #10761 | As of September 30, 2024

Rules Name	Limit	Actual	Compliance Status	Notes
AGENCY MORTGAGE SECURITIES (CMOS)				
Max % (MV)	100.0	2.1	Compliant	
Max % Issuer (MV; Agencies & Agency CMOs)	25.0	4.3	Compliant	
Max Maturity (Years)	5.0	3.3	Compliant	
ASSET-BACKED SECURITIES (ABS)				
Max % (MV)	20.0	1.6	Compliant	
Max % Issuer (MV)	5.0	0.4	Compliant	
Max Maturity (Years)	5	4	Compliant	
Min Rating (AA- by 1)	0.0	0.0	Compliant	
BANKERS' ACCEPTANCES				
Max % (MV)	40.0	0.0	Compliant	
Max % Issuer (MV)	5.0	0.0	Compliant	
Max Maturity (Days)	180	0.0	Compliant	
Min Rating (A-1 by 1 or A- by 1)	0.0	0.0	Compliant	
COLLATERALIZED TIME DEPOSITS (NON-NEGOTIABLE CD/TD)				
Max % (MV)	20.0	0.0	Compliant	
Max % Issuer (MV)	5.0	0.0	Compliant	
Max Maturity (Years)	5.0	0.0	Compliant	
COMMERCIAL PAPER				
Max % (MV)	25.0	0.0	Compliant	
Max % Issuer (MV)	5.0	0.0	Compliant	
Max Maturity (Days)	270	0.0	Compliant	
Min Rating (A-1 by 1 or A- by 1)	0.0	0.0	Compliant	
CORPORATE MEDIUM TERM NOTES				
Max % (MV)	30.0	7.8	Compliant	
Max % Issuer (MV)	5.0	0.5	Compliant	
Max Maturity (Years)	5	4	Compliant	
Min Rating (A- by 1)	0.0	0.0	Compliant	
FDIC INSURED TIME DEPOSITS (NON-NEGOTIABLE CD/TD)				
Max % (MV)	20.0	0.0	Compliant	
Max % Issuer (MV)	5.0	0.0	Compliant	
Max Maturity (Years)	5	0.0	Compliant	

STATEMENT OF COMPLIANCE



Vallejo Flood & Wastewater District Cons | Account #10761 | As of September 30, 2024

Rules Name	Limit	Actual	Compliance Status	Notes
FEDERAL AGENCIES				
Max % (MV)	100.0	7.4	Compliant	
Max % Issuer (MV; Agencies & Agency CMOs)	25.0	4.3	Compliant	
Max Callables (MV)	20.0	0.0	Compliant	
Max Maturity (Years)	5	4	Compliant	
LOCAL AGENCY INVESTMENT FUND (LAIF)				
Max % (MV)	100.0	12.9	Compliant	
MONEY MARKET MUTUAL FUNDS				
Max % (MV)	20.0	5.5	Compliant	
Max % Issuer (MV)	20.0	5.5	Compliant	
Min Rating (AAA by 2)	0.0	0.0	Compliant	
MORTGAGE-BACKED SECURITIES (NON-AGENCY)				
Max % (MV)	20.0	0.0	Compliant	
Max % Issuer (MV)	5.0	0.0	Compliant	
Max Maturity (Years)	5.0	0.0	Compliant	
Min Rating (AA- by 1)	0.0	0.0	Compliant	
MUNICIPAL SECURITIES (CA, LOCAL AGENCY)				
Max % (MV)	30.0	0.0	Compliant	
Max % Issuer (MV)	5.0	0.0	Compliant	
Max Maturity (Years)	5	0.0	Compliant	
Min Rating (A- by 1)	0.0	0.0	Compliant	
MUNICIPAL SECURITIES (CA, OTHER STATES)				
Max % (MV)	30.0	0.0	Compliant	
Max % Issuer (MV)	5.0	0.0	Compliant	
Max Maturity (Years)	5	0.0	Compliant	
Min Rating (A- by 1)	0.0	0.0	Compliant	
MUTUAL FUNDS				
Max % (MV)	10.0	0.0	Compliant	
Max % Issuer (MV)	10.0	0.0	Compliant	
Min Rating (AAA by 2)	0.0	0.0	Compliant	
NEGOTIABLE CERTIFICATES OF DEPOSIT (NCD)				
Max % (MV)	30.0	0.0	Compliant	
Max % Issuer (MV)	5.0	0.0	Compliant	
Max Maturity (Years)	5	0.0	Compliant	

STATEMENT OF COMPLIANCE



Vallejo Flood & Wastewater District Cons | Account #10761 | As of September 30, 2024

Rules Name	Limit	Actual	Compliance Status	Notes
Min Rating (A-1 by 1 or A- by 1 if > FDIC Limit)	0.0	0.0	Compliant	
REPURCHASE AGREEMENTS				
Max Maturity (Years)	1.0	0.0	Compliant	
SRI PROHIBITED INVESTMENTS				
Prohibited Investment - Fossil Fuels	0.0	0.0	Compliant	
Prohibited Investments - Alcohol	0.0	0.0	Compliant	
Prohibited Investments - Firearms	0.0	0.0	Compliant	
Prohibited Investments - Gaming	0.0	0.0	Compliant	
Prohibited Investments - Tobacco	0.0	0.0	Compliant	
SUPRANATIONAL OBLIGATIONS				
Max % (MV)	30.0	0.9	Compliant	
Max % Issuer (MV)	10.0	0.6	Compliant	
Max Maturity (Years)	5	4	Compliant	
Min Rating (AA- by 1)	0.0	0.0	Compliant	
U.S. TREASURIES				
Max % (MV)	100.0	53.1	Compliant	
Max Maturity (Years)	5	4	Compliant	

RECONCILIATION SUMMARY



Vallejo Flood & Wastewater District Cons | Account #10761 | As of September 30, 2024

Maturities / Calls

Month to Date	(11,265,000.00)
Fiscal Year to Date	(75,695,000.00)

Principal Paydowns

Month to Date	(20,397.76)
Fiscal Year to Date	(238,883.52)

Purchases

Month to Date	19,602,947.79
Fiscal Year to Date	263,269,782.48

Sales

Month to Date	(11,365,441.55)
Fiscal Year to Date	(192,069,526.26)

Interest Received

Month to Date	81,790.83
Fiscal Year to Date	1,496,983.60

Purchased / Sold Interest

Month to Date	(811.40)
Fiscal Year to Date	(16,192.24)

Accrual Activity Summary

	Month to Date	Fiscal Year to Date (01/01/2024)
Beginning Book Value	43,088,782.62	43,775,797.91
Maturities/Calls	(11,265,000.00)	(75,695,000.00)
Principal Paydowns	(20,397.76)	(238,883.52)
Purchases	19,602,947.79	263,269,782.48
Sales	(11,365,441.55)	(192,069,526.26)
Change in Cash, Payables, Receivables	(245,229.34)	18,723.51
Amortization/Accretion	82,371.06	817,138.74
Realized Gain (Loss)	(0.02)	(0.06)
Ending Book Value	39,878,032.80	39,878,032.80

Fair Market Activity Summary

	Month to Date	Fiscal Year to Date (01/01/2024)
Beginning Market Value	43,183,637.86	43,669,850.65
Maturities/Calls	(11,265,000.00)	(75,695,000.00)
Principal Paydowns	(20,397.76)	(238,883.52)
Purchases	19,602,947.79	263,269,782.48
Sales	(11,365,441.55)	(192,069,526.26)
Change in Cash, Payables, Receivables	(245,229.34)	18,723.51
Amortization/Accretion	82,371.06	817,138.74
Change in Net Unrealized Gain (Loss)	63,710.14	264,512.65
Realized Gain (Loss)	(0.02)	(0.06)
Ending Market Value	40,036,598.19	40,036,598.19

HOLDINGS REPORT



Vallejo Flood & Wastewater District Cons | Account #10761 | As of September 30, 2024

Cusip	Security Description	Par Value/ Units	Purchase Date Purchase Yield	Cost Value Book Value	Mkt Price Mkt YTM	Market Value Accrued Int.	% of Port. Gain/Loss	Moody's/ S&P/ Fitch	Maturity Duration
ABS									
47788UAC6	JDOT 2021 A3 0.36 09/15/2025	183.73	03/02/2021 0.37%	183.69 183.72	99.81 5.41%	183.37 0.03	0.00% (0.35)	Aaa/NA AAA	0.96 0.04
43815EAC8	HAROT 2021-3 A3 0.41 11/18/2025	8,555.16	08/17/2021 0.33%	8,555.04 8,555.14	99.26 5.18%	8,491.71 1.27	0.02% (63.43)	NA/AAA AAA	1.13 0.15
05593AAC3	BMWLT 2023-1 A3 5.16 11/25/2025	11,719.28	02/07/2023 5.43%	11,719.00 11,719.16	100.08 4.88%	11,728.95 10.08	0.03% 9.79	Aaa/AAA NA	1.15 0.25
44934KAC8	HART 2021-B A3 0.38 01/15/2026	4,934.63	07/20/2021 0.60%	4,933.54 4,934.38	99.71 5.49%	4,920.28 0.83	0.01% (14.10)	NA/AAA AAA	1.29 0.06
43815GAC3	HAROT 2021-4 A3 0.88 01/21/2026	9,504.89	11/16/2021 0.89%	9,502.88 9,504.32	98.70 5.24%	9,381.13 2.32	0.02% (123.19)	Aaa/NA AAA	1.31 0.30
47789QAC4	JDOT 2021-B A3 0.52 03/16/2026	9,544.85	07/13/2021 0.52%	9,544.00 9,544.69	98.83 4.69%	9,433.03 2.21	0.02% (111.66)	Aaa/NA AAA	1.46 0.28
89238JAC9	TAOT 2021-D A3 0.71 04/15/2026	8,633.52	11/09/2021 0.95%	8,633.33 8,633.47	98.81 4.64%	8,530.93 2.72	0.02% (102.54)	NA/AAA AAA	1.54 0.30
05602RAD3	BMWOT 2022-A A3 3.21 08/25/2026	16,360.95	05/10/2022 3.63%	16,360.10 16,360.65	99.33 4.75%	16,251.04 8.75	0.04% (109.61)	Aaa/AAA NA	1.90 0.44
47787JAC2	JDOT 2022 A3 0.36 09/15/2026	19,183.64	03/10/2022 2.34%	19,179.40 19,181.91	98.85 4.69%	18,963.00 19.78	0.05% (218.91)	Aaa/NA AAA	1.96 0.49
362554AC1	GMCAR 2021-4 A3 0.68 09/16/2026	8,151.24	10/13/2021 0.68%	8,151.03 8,151.18	98.52 4.96%	8,030.81 2.31	0.02% (120.37)	Aaa/AAA NA	1.96 0.34
379929AD4	GMALT 2023-3 A3 5.38 11/20/2026	30,000.00	08/08/2023 5.38%	29,996.40 29,997.64	100.76 4.56%	30,227.75 49.32	0.08% 230.10	NA/AAA AAA	2.14 0.86
362585AC5	GMCAR 2022-2 A3 3.1 02/16/2027	21,057.95	04/05/2022 3.16%	21,053.55 21,056.25	99.15 4.69%	20,879.84 27.20	0.05% (176.41)	Aaa/AAA NA	2.38 0.54
43815JAC7	HAROT 2023-1 A3 5.04 04/21/2027	35,000.00	02/16/2023 5.09%	34,993.50 34,996.01	100.51 4.49%	35,176.97 49.00	0.09% 180.96	Aaa/NA AAA	2.56 0.84
58770AAC7	MBART 2023-1 A3 4.51 11/15/2027	44,373.16	01/18/2023 4.56%	44,367.83 44,369.70	100.01 4.54%	44,378.49 88.94	0.11% 8.80	NA/AAA AAA	3.13 0.73
58769GAD5	MBALT 2024-B A3 4.23 02/15/2028	55,000.00	09/17/2024 4.24%	54,990.74 54,990.78	99.87 4.34%	54,931.18 38.78	0.14% (59.60)	NA/AAA NA	3.38 1.76
362583AD8	GMCAR 2023-2 A3 4.47 02/16/2028	50,000.00	04/04/2023 4.51%	49,998.63 49,999.05	100.13 4.38%	50,067.30 93.13	0.13% 68.25	Aaa/AAA NA	3.38 1.05
438123AC5	HAROT 2023-4 A3 5.67 06/21/2028	45,000.00	11/01/2023 5.74%	44,992.08 44,993.62	102.32 4.18%	46,045.59 70.88	0.12% 1,051.97	Aaa/NA AAA	3.73 1.47

HOLDINGS REPORT



Vallejo Flood & Wastewater District Cons | Account #10761 | As of September 30, 2024

Cusip	Security Description	Par Value/ Units	Purchase Date Purchase Yield	Cost Value Book Value	Mkt Price Mkt YTM	Market Value Accrued Int.	% of Port. Gain/Loss	Moody's/ S&P/ Fitch	Maturity Duration
161571HT4	CHAIT 2023-1 A 5.16 09/15/2028	145,000.00	09/07/2023 5.17%	144,959.81 144,968.21	102.17 4.04%	148,147.14 332.53	0.37% 3,178.92	NR/AAA AAA	3.96 1.82
89238DAD0	TAOT 2024-A A3 4.83 10/16/2028	75,000.00	01/23/2024 4.89%	74,984.99 74,987.13	101.11 4.20%	75,835.70 161.00	0.19% 848.58	Aaa/AAA NA	4.04 1.62
47800RAD5	JDOT 2024 A3 4.96 11/15/2028	35,000.00	03/11/2024 5.12%	34,998.04 34,998.27	101.66 4.20%	35,581.80 77.16	0.09% 583.53	Aaa/NA AAA	4.13 2.04
36268GAD7	GMCAR 2024-1 A3 4.85 12/18/2028	20,000.00	01/09/2024 4.91%	19,995.98 19,996.56	101.27 4.18%	20,253.54 40.42	0.05% 256.98	Aaa/NA AAA	4.22 1.74
Total ABS		652,202.98	4.49%	652,093.56 652,121.84	100.82 4.36%	657,439.57 1,078.65	1.64% 5,317.73	Aaa/AAA AAA	3.27 1.29

AGENCY									
3133ENPY0	FEDERAL FARM CREDIT BANKS FUNDING CORP 1.75 02/25/2025	200,000.00	03/16/2022 2.11%	197,936.00 199,716.97	98.85 4.66%	197,709.89 350.00	0.49% (2,007.08)	Aaa/AA+ AA+	0.41 0.39
3133EN5E6	FEDERAL FARM CREDIT BANKS FUNDING CORP 4.0 12/29/2025	250,000.00	12/29/2022 4.27%	248,120.00 249,220.53	100.30 3.75%	250,738.42 2,555.56	0.63% 1,517.89	Aaa/AA+ AA+	1.25 1.19
3133EPVP7	FEDERAL FARM CREDIT BANKS FUNDING CORP 4.75 07/08/2026	250,000.00	12/06/2023 4.48%	251,606.00 251,097.32	101.67 3.76%	254,165.68 2,737.85	0.63% 3,068.36	Aaa/AA+ AA+	1.77 1.67
3133EPZY4	FEDERAL FARM CREDIT BANKS FUNDING CORP 5.0 07/30/2026	250,000.00	11/09/2023 4.85%	250,935.00 250,628.04	102.23 3.73%	255,566.58 2,118.06	0.64% 4,938.54	Aaa/AA+ AA+	1.83 1.73
3133EPSW6	FEDERAL FARM CREDIT BANKS FUNDING CORP 4.5 08/14/2026	270,000.00	08/09/2023 4.58%	269,379.00 269,613.57	101.54 3.64%	274,145.12 1,586.25	0.68% 4,531.55	Aaa/AA+ AA+	1.87 1.77
3130AWTQ3	FEDERAL HOME LOAN BANKS 4.625 09/11/2026	250,000.00	09/12/2023 4.83%	248,592.50 249,086.54	101.77 3.67%	254,412.78 642.36	0.64% 5,326.24	Aaa/AA+ AA+	1.95 1.84
3130AWC24	FEDERAL HOME LOAN BANKS 4.0 06/09/2028	250,000.00	07/06/2023 4.49%	244,617.50 245,963.13	101.53 3.55%	253,829.84 3,111.11	0.63% 7,866.72	Aaa/AA+ AA+	3.69 3.37
3130AWTR1	FEDERAL HOME LOAN BANKS 4.375 09/08/2028	250,000.00	09/07/2023 4.49%	248,725.00 248,996.47	102.73 3.62%	256,836.86 698.78	0.64% 7,840.39	Aaa/AA+ AA+	3.94 3.59
3133EPWK7	FEDERAL FARM CREDIT BANKS FUNDING CORP 4.5 09/22/2028	200,000.00	10/12/2023 4.71%	198,146.00 198,506.93	103.31 3.60%	206,626.75 225.00	0.52% 8,119.83	Aaa/AA+ AA+	3.98 3.62
3130AVBD3	FEDERAL HOME LOAN BANKS 4.5 03/09/2029	200,000.00	03/14/2024 4.33%	201,544.00 201,374.33	103.58 3.62%	207,154.87 550.00	0.52% 5,780.54	Aaa/AA+ AA+	4.44 4.00
3133ERAK7	FEDERAL FARM CREDIT BANKS FUNDING CORP 4.375 04/10/2029	250,000.00	04/10/2024 4.64%	247,100.00 247,369.14	103.20 3.60%	257,989.31 5,195.31	0.64% 10,620.17	Aaa/AA+ AA+	4.53 4.01

HOLDINGS REPORT



Vallejo Flood & Wastewater District Cons | Account #10761 | As of September 30, 2024

Cusip	Security Description	Par Value/ Units	Purchase Date Purchase Yield	Cost Value Book Value	Mkt Price Mkt YTM	Market Value Accrued Int.	% of Port. Gain/Loss	Moody's/ S&P/ Fitch	Maturity Duration
3130B1BC0	FEDERAL HOME LOAN BANKS 4.625 06/08/2029	250,000.00	06/24/2024 4.32%	253,298.25 253,119.57	104.30 3.62%	260,744.07 4,753.47	0.65% 7,624.50	Aaa/AA+ AA+	4.69 4.13
Total Agency		2,870,000.00	4.38%	2,859,999.25 2,864,692.54	102.11 3.72%	2,929,920.18 24,523.75	7.32% 65,227.65	Aaa/AA+ AA+	2.87 2.61

AGENCY CMBS									
3137BKRJ1	FHMS K-047 A2 3.329 05/25/2025	98,926.01	05/19/2022 3.04%	99,497.93 99,039.01	99.12 4.61%	98,051.38 274.44	0.24% (987.63)	Aaa/AA+ AAA	0.65 0.53
3137BNGT5	FHMS K-054 A2 2.745 01/25/2026	250,000.00	02/15/2023 4.64%	237,392.58 244,486.52	98.13 4.24%	245,326.68 571.88	0.61% 840.16	Aaa/AA+ AAA	1.32 1.15
3137BVZ82	FHMS K-063 A2 3.43 01/25/2027	100,000.00	12/05/2022 4.27%	96,816.41 98,236.14	98.82 3.92%	98,817.25 285.83	0.25% 581.11	Aaa/AA+ AAA	2.32 2.06
3137FBBX3	FHMS K-068 A2 3.244 08/25/2027	125,000.00	05/12/2023 3.98%	121,352.54 122,546.21	98.16 3.88%	122,697.63 337.92	0.31% 151.41	Aaa/AA+ AA+	2.90 2.66
3137FBU79	FHMS K-069 A2 3.187 09/25/2027	134,526.08	05/18/2023 4.19%	129,223.86 130,910.93	97.89 3.92%	131,685.98 357.28	0.33% 775.05	Aaa/AAA AA+	2.99 2.70
3137FETN0	FHMS K-073 A2 3.35 01/25/2028	135,000.00	05/24/2023 4.27%	129,747.66 131,282.33	98.31 3.87%	132,718.74 376.88	0.33% 1,436.41	Aaa/AA+ AAA	3.32 2.99
Total Agency CMBS		843,452.09	4.18%	814,030.98 826,501.14	98.32 4.08%	829,297.65 2,204.22	2.07% 2,796.51	Aaa/AA+ AAA	2.18 1.95

CASH									
CCYUSD	Receivable	975.17	-- 0.00%	975.17 975.17	1.00 0.00%	975.17 0.00	0.00% 0.00	Aaa/AAA AAA	0.00 0.00
CCYUSD	Receivable	14,213.16	-- 0.00%	14,213.16 14,213.16	1.00 0.00%	14,213.16 0.00	0.04% 0.00	Aaa/AAA AAA	0.00 0.00
CCYUSD	Receivable	59,276.38	-- 0.00%	59,276.38 59,276.38	1.00 0.00%	59,276.38 0.00	0.15% 0.00	Aaa/AAA AAA	0.00 0.00
90CHECK\$1	Checking Deposit Bank Account	3,437,011.42	09/30/2024 0.00%	3,437,011.42 3,437,011.42	1.00 0.00%	3,437,011.42 0.00	8.58% 0.00	NA/NA NA	0.00 0.00
Total Cash		3,511,476.13	0.00%	3,511,476.13	1.00 0.00%	3,511,476.13 0.00	8.77% 0.00	Aaa/AAA AAA	0.00 0.00

CORPORATE									
78015K7C2	ROYAL BANK OF CANADA 2.25 11/01/2024	150,000.00	02/05/2021 0.54%	159,499.50 150,216.37	99.76 5.07%	149,643.32 1,406.25	0.37% (573.05)	A1/A AA-	0.09 0.08

HOLDINGS REPORT



Vallejo Flood & Wastewater District Cons | Account #10761 | As of September 30, 2024

Cusip	Security Description	Par Value/ Units	Purchase Date Purchase Yield	Cost Value Book Value	Mkt Price Mkt YTM	Market Value Accrued Int.	% of Port. Gain/Loss	Moody's/ S&P/ Fitch	Maturity Duration
87612EBL9	TARGET CORP 2.25 04/15/2025	125,000.00	03/15/2022 2.51%	124,027.50 124,829.96	98.73 4.66%	123,415.91 1,296.88	0.31% (1,414.05)	A2/A A	0.54 0.52
713448CT3	PEPSICO INC 2.75 04/30/2025	150,000.00	12/28/2022 4.66%	143,733.00 148,447.96	98.97 4.56%	148,460.99 1,730.21	0.37% 13.03	A1/A+ WR	0.58 0.56
06367WB85	BANK OF MONTREAL 1.85 05/01/2025	125,000.00	08/29/2022 4.01%	118,191.25 123,518.01	98.41 4.64%	123,014.66 963.54	0.31% (503.35)	A2/A- AA-	0.58 0.57
594918BJ2	MICROSOFT CORP 3.125 11/03/2025	150,000.00	01/20/2023 4.28%	145,509.00 148,237.26	99.06 4.02%	148,584.45 1,927.08	0.37% 347.19	Aaa/AAA WR	1.09 1.04
023135CN4	AMAZON.COM INC 4.6 12/01/2025	100,000.00	12/28/2022 4.61%	99,956.00 99,982.46	100.67 4.00%	100,671.74 1,533.33	0.25% 689.27	A1/AA AA-	1.17 1.11
857477BR3	STATE STREET CORP 1.746 02/06/2026	35,000.00	02/02/2022 1.75%	35,000.00 35,000.00	98.82 5.27%	34,587.46 93.36	0.09% (412.54)	A1/A AA-	1.35 0.34
037833BY5	APPLE INC 3.25 02/23/2026	150,000.00	02/21/2023 4.78%	143,640.00 147,040.51	99.11 3.91%	148,670.44 514.58	0.37% 1,629.93	Aaa/AA+ NA	1.40 1.34
46625HQW3	JPMORGAN CHASE & CO 3.3 04/01/2026	175,000.00	12/27/2023 4.76%	169,583.75 171,404.50	98.74 4.17%	172,799.71 2,887.50	0.43% 1,395.20	A1/A- AA-	1.50 1.45
00440EAV9	CHUBB INA HOLDINGS LLC 3.35 05/03/2026	150,000.00	03/14/2023 4.75%	143,952.00 146,938.99	98.82 4.12%	148,234.59 2,065.83	0.37% 1,295.60	A3/A A	1.59 1.51
69371RS56	PACCAR FINANCIAL CORP 5.05 08/10/2026	125,000.00	08/03/2023 5.07%	124,937.50 124,961.34	102.07 3.88%	127,583.79 894.27	0.32% 2,622.46	A1/A+ NA	1.86 1.75
89236TKX2	TOYOTA MOTOR CREDIT CORP 5.0 08/14/2026	150,000.00	09/28/2023 5.42%	148,354.50 148,928.15	101.81 3.98%	152,718.91 979.17	0.38% 3,790.76	A1/A+ A+	1.87 1.76
24422EXD6	JOHN DEERE CAPITAL CORP 5.15 09/08/2026	150,000.00	09/28/2023 5.29%	149,410.50 149,611.22	102.34 3.88%	153,511.42 493.54	0.38% 3,900.20	A1/A A+	1.94 1.83
437076CV2	HOME DEPOT INC 4.95 09/30/2026	150,000.00	-- 4.92%	150,118.50 150,081.72	101.98 3.91%	152,964.07 20.63	0.38% 2,882.35	A2/A A	2.00 1.81
17275RBQ4	CISCO SYSTEMS INC 4.8 02/26/2027	75,000.00	02/21/2024 4.85%	74,902.50 74,921.89	102.19 3.84%	76,641.34 350.00	0.19% 1,719.45	A1/AA- NA	2.41 2.17
665859AW4	NORTHERN TRUST CORP 4.0 05/10/2027	150,000.00	01/10/2023 4.25%	148,507.50 149,101.10	100.16 3.93%	150,244.05 2,350.00	0.38% 1,142.96	A2/A+ A+	2.61 2.34
57636QBA1	MASTERCARD INC 4.1 01/15/2028	150,000.00	09/18/2024 3.82%	151,266.00 151,253.15	100.75 3.86%	151,121.11 444.17	0.38% (132.04)	Aa3/A+ NA	3.29 2.97
06406RBN6	BANK OF NEW YORK MELLON CORP 4.543 02/01/2029	125,000.00	02/27/2024 4.98%	123,075.00 123,363.82	101.17 4.56%	126,462.82 946.46	0.32% 3,099.01	A1/A AA-	4.34 3.05
532457CK2	ELI LILLY AND CO 4.5 02/09/2029	150,000.00	06/21/2024 4.63%	149,170.50 149,219.06	102.42 3.89%	153,626.99 975.00	0.38% 4,407.92	A1/A+ NA	4.36 3.84

HOLDINGS REPORT



Vallejo Flood & Wastewater District Cons | Account #10761 | As of September 30, 2024

Cusip	Security Description	Par Value/ Units	Purchase Date Purchase Yield	Cost Value Book Value	Mkt Price Mkt YTM	Market Value Accrued Int.	% of Port. Gain/Loss	Moody's/ S&P/ Fitch	Maturity Duration
17275RBR2	CISCO SYSTEMS INC 4.85 02/26/2029	100,000.00	02/27/2024 4.82%	100,153.00 100,134.65	103.42 3.99%	103,418.32 471.53	0.26% 3,283.67	A1/AA- NA	4.41 3.86
14913UAJ9	CATERPILLAR FINANCIAL SERVICES CORP 4.85 02/27/2029	150,000.00	05/17/2024 4.84%	150,058.50 150,054.04	103.47 3.98%	155,204.78 687.08	0.39% 5,150.75	A2/A A+	4.41 3.93
09290DAA9	BLACKROCK FUNDING INC 4.7 03/14/2029	175,000.00	07/19/2024 4.64%	175,400.75 175,383.69	102.86 3.99%	179,996.37 388.40	0.45% 4,612.68	Aa3/AA- NA	4.45 3.92
91324PEH1	UNITEDHEALTH GROUP INC 4.0 05/15/2029	150,000.00	07/24/2024 4.72%	145,377.00 145,556.12	99.76 4.06%	149,634.48 2,266.67	0.37% 4,078.36	A2/A+ A	4.62 4.12
Total Corporate		3,110,000.00	4.39%	3,073,823.75 3,088,185.99	100.71 4.14%	3,131,211.73 25,685.48	7.82% 43,025.75	A1/A+ A+	2.34 2.08
LAIF									
90LAIF\$00	Local Agency Investment Fund State Pool	5,178,787.05	-- 4.57%	5,178,787.05 5,178,787.05	1.00 4.57%	5,178,787.05 0.00	12.94% 0.00	NA/NA NA	0.00 0.00
Total LAIF		5,178,787.05	4.57%	5,178,787.05 5,178,787.05	1.00 4.57%	5,178,787.05 0.00	12.94% 0.00	NA/NA NA	0.00 0.00
MONEY MARKET FUND									
31846V203	FIRST AMER:GVT OBLG Y	89,970.43	-- 4.54%	89,970.43 89,970.43	1.00 4.54%	89,970.43 0.00	0.22% 0.00	Aaa/ AAAm AAA	0.00 0.00
31846V203	FIRST AMER:GVT OBLG Y	2,108,363.13	-- 4.54%	2,108,363.13 2,108,363.13	1.00 4.54%	2,108,363.13 0.00	5.27% 0.00	Aaa/ AAAm AAA	0.00 0.00
Total Money Market Fund		2,198,333.56	4.54%	2,198,333.56 2,198,333.56	1.00 4.54%	2,198,333.56 0.00	5.49% 0.00	Aaa/ AAAm AAA	0.00 0.00
SUPRANATIONAL									
45950KCR9	INTERNATIONAL FINANCE CORP 1.375 10/16/2024	100,000.00	07/12/2021 0.54%	102,690.00 100,033.91	99.85 4.96%	99,850.32 630.21	0.25% (183.58)	Aaa/AAA NA	0.04 0.04
4581X0EF1	INTER-AMERICAN DEVELOPMENT BANK 3.5 09/14/2029	250,000.00	09/25/2024 3.60%	248,925.00 248,927.96	99.35 3.65%	248,364.42 413.19	0.62% (563.55)	Aaa/AAA NA	4.96 4.50

HOLDINGS REPORT



Vallejo Flood & Wastewater District Cons | Account #10761 | As of September 30, 2024

Cusip	Security Description	Par Value/ Units	Purchase Date Purchase Yield	Cost Value Book Value	Mkt Price Mkt YTM	Market Value Accrued Int.	% of Port. Gain/Loss	Moody's/ S&P/ Fitch	Maturity Duration
Total				351,615.00	99.49	348,214.74	0.87%	Aaa/AAA	3.55
Supranational		350,000.00	2.72%	348,961.87	4.02%	1,043.40	(747.13)	NA	3.22
US TREASURY									
912797LK1	UNITED STATES TREASURY 10/01/2024	2,000,000.00	09/04/2024 5.20%	1,992,615.28 2,000,000.00	100.00 3.71%	2,000,000.00 0.00	5.00% 0.00	P-1/A-1+ F1+	0.00 0.24
912797KT3	UNITED STATES TREASURY 10/10/2024	3,000,000.00	05/09/2024 5.36%	2,934,068.48 2,996,121.68	99.88 4.71%	2,996,516.25 0.00	7.48% 394.57	P-1/A-1+ F1+	0.03 0.02
91282CDB4	UNITED STATES TREASURY 0.625 10/15/2024	200,000.00	10/14/2021 0.63%	199,984.38 199,999.80	99.84 4.89%	199,673.07 577.19	0.50% (326.73)	Aaa/AA+ AA+	0.04 0.04
912797KU0	UNITED STATES TREASURY 10/17/2024	3,000,000.00	07/08/2024 5.35%	2,956,635.42 2,993,061.67	99.79 4.78%	2,993,730.00 0.00	7.48% 668.33	P-1/A-1+ F1+	0.05 0.04
912797LU9	UNITED STATES TREASURY 10/22/2024	2,000,000.00	09/04/2024 5.20%	1,986,696.39 1,994,055.83	99.73 4.79%	1,994,504.02 0.00	4.98% 448.19	P-1/A-1+ F1+	0.06 0.06
912797HE0	UNITED STATES TREASURY 10/31/2024	3,000,000.00	05/09/2024 5.38%	2,925,230.75 2,987,108.75	99.61 4.77%	2,988,311.25 0.00	7.46% 1,202.50	P-1/A-1+ F1+	0.08 0.08
912797MA2	UNITED STATES TREASURY 11/05/2024	2,000,000.00	09/04/2024 5.14%	1,982,953.89 1,990,219.45	99.55 4.73%	1,990,966.44 0.00	4.97% 746.99	P-1/A-1+ F1+	0.10 0.10
91282CDH1	UNITED STATES TREASURY 0.75 11/15/2024	200,000.00	11/10/2021 0.80%	199,710.94 199,988.13	99.50 4.84%	199,001.31 566.58	0.50% (986.83)	Aaa/AA+ AA+	0.13 0.12
91282CDN8	UNITED STATES TREASURY 1.0 12/15/2024	200,000.00	02/01/2022 1.38%	197,882.81 199,848.34	99.27 4.60%	198,531.25 590.16	0.50% (1,317.09)	Aaa/AA+ AA+	0.21 0.20
912828Z52	UNITED STATES TREASURY 1.375 01/31/2025	200,000.00	06/07/2021 0.48%	206,500.00 200,594.45	98.96 4.55%	197,919.92 463.32	0.49% (2,674.53)	Aaa/AA+ AA+	0.34 0.33
912828ZC7	UNITED STATES TREASURY 1.125 02/28/2025	200,000.00	02/09/2022 1.59%	197,226.56 199,626.56	98.65 4.45%	197,292.97 192.68	0.49% (2,333.59)	Aaa/AA+ AA+	0.41 0.41
912828ZF0	UNITED STATES TREASURY 0.5 03/31/2025	200,000.00	03/15/2022 2.05%	190,875.00 198,506.67	98.11 4.38%	196,218.75 2.75	0.49% (2,287.92)	Aaa/AA+ AA+	0.50 0.49
912828ZL7	UNITED STATES TREASURY 0.375 04/30/2025	200,000.00	03/22/2022 2.39%	187,906.25 197,749.75	97.76 4.32%	195,514.06 313.86	0.49% (2,235.69)	Aaa/AA+ AA+	0.58 0.57
912828K74	UNITED STATES TREASURY 2.0 08/15/2025	200,000.00	06/01/2022 2.83%	194,921.88 198,619.79	98.25 4.06%	196,507.81 510.87	0.49% (2,111.98)	Aaa/AA+ AA+	0.87 0.85
9128285C0	UNITED STATES TREASURY 3.0 09/30/2025	250,000.00	12/28/2022 4.24%	242,041.02 247,120.21	99.04 3.99%	247,605.47 20.60	0.62% 485.26	Aaa/AA+ AA+	1.00 0.97
9128285J5	UNITED STATES TREASURY 3.0 10/31/2025	250,000.00	12/28/2022 4.24%	241,806.64 246,879.10	99.02 3.94%	247,539.06 3,138.59	0.62% 659.97	Aaa/AA+ AA+	1.08 1.04

HOLDINGS REPORT



Vallejo Flood & Wastewater District Cons | Account #10761 | As of September 30, 2024

Cusip	Security Description	Par Value/ Units	Purchase Date Purchase Yield	Cost Value Book Value	Mkt Price Mkt YTM	Market Value Accrued Int.	% of Port. Gain/Loss	Moody's/ S&P/ Fitch	Maturity Duration
912828M56	UNITED STATES TREASURY 2.25 11/15/2025	200,000.00	08/29/2022 3.43%	192,835.94 197,493.80	98.21 3.89%	196,429.69 1,699.73	0.49% (1,064.11)	Aaa/AA+ AA+	1.13 1.08
9128286L9	UNITED STATES TREASURY 2.25 03/31/2026	250,000.00	12/28/2022 4.12%	235,869.14 243,505.51	97.81 3.77%	244,521.49 15.45	0.61% 1,015.97	Aaa/AA+ AA+	1.50 1.45
9128286S4	UNITED STATES TREASURY 2.375 04/30/2026	250,000.00	12/29/2022 4.13%	236,445.31 243,584.64	97.92 3.74%	244,794.92 2,484.71	0.61% 1,210.29	Aaa/AA+ AA+	1.58 1.52
912828YD6	UNITED STATES TREASURY 1.375 08/31/2026	250,000.00	01/05/2023 4.10%	227,158.20 238,022.19	95.80 3.66%	239,511.72 294.37	0.60% 1,489.53	Aaa/AA+ AA+	1.92 1.86
912828U24	UNITED STATES TREASURY 2.0 11/15/2026	250,000.00	01/05/2023 4.06%	231,796.88 239,987.64	96.68 3.64%	241,699.22 1,888.59	0.60% 1,711.58	Aaa/AA+ AA+	2.13 2.04
91282CJT9	UNITED STATES TREASURY 4.0 01/15/2027	250,000.00	01/22/2024 4.12%	249,130.86 249,332.17	100.83 3.62%	252,070.31 2,119.57	0.63% 2,738.14	Aaa/AA+ AA+	2.29 2.15
912828V98	UNITED STATES TREASURY 2.25 02/15/2027	250,000.00	01/20/2023 3.65%	236,894.53 242,343.37	96.91 3.62%	242,285.16 718.41	0.61% (58.21)	Aaa/AA+ AA+	2.38 2.28
91282CEF4	UNITED STATES TREASURY 2.5 03/31/2027	200,000.00	12/12/2022 3.90%	189,023.44 193,626.74	97.43 3.59%	194,859.38 13.74	0.49% 1,232.64	Aaa/AA+ AA+	2.50 2.39
91282CEW7	UNITED STATES TREASURY 3.25 06/30/2027	250,000.00	12/29/2022 4.02%	242,158.20 245,217.60	99.16 3.57%	247,890.63 2,053.33	0.62% 2,673.02	Aaa/AA+ AA+	2.75 2.58
91282CFH9	UNITED STATES TREASURY 3.125 08/31/2027	250,000.00	01/20/2023 3.59%	245,068.36 246,878.49	98.76 3.58%	246,904.30 669.03	0.62% 25.81	Aaa/AA+ AA+	2.92 2.75
91282CFM8	UNITED STATES TREASURY 4.125 09/30/2027	250,000.00	08/16/2023 4.52%	246,308.59 247,316.68	101.61 3.56%	254,013.67 28.33	0.63% 6,697.00	Aaa/AA+ AA+	3.00 2.80
9128283F5	UNITED STATES TREASURY 2.25 11/15/2027	200,000.00	06/07/2023 4.05%	185,554.69 189,841.05	96.10 3.58%	192,195.31 1,699.73	0.48% 2,354.26	Aaa/AA+ AA+	3.13 2.95
91282CDF5	UNITED STATES TREASURY 1.375 10/31/2028	250,000.00	06/26/2024 4.39%	220,458.98 222,245.96	91.68 3.59%	229,189.45 1,438.52	0.57% 6,943.49	Aaa/AA+ AA+	4.08 3.88
9128285M8	UNITED STATES TREASURY 3.125 11/15/2028	250,000.00	02/27/2024 4.34%	237,197.27 238,803.19	98.26 3.58%	245,644.53 2,950.92	0.61% 6,841.34	Aaa/AA+ AA+	4.13 3.78
91282CJW2	UNITED STATES TREASURY 4.0 01/31/2029	250,000.00	03/25/2024 4.25%	247,314.45 247,600.89	101.69 3.58%	254,218.75 1,684.78	0.63% 6,617.86	Aaa/AA+ AA+	4.34 3.93
9128286T2	UNITED STATES TREASURY 2.375 05/15/2029	250,000.00	05/17/2024 4.46%	226,943.36 228,640.00	94.91 3.58%	237,265.63 2,242.70	0.59% 8,625.62	Aaa/AA+ AA+	4.62 4.28
91282CLC3	UNITED STATES TREASURY 4.0 07/31/2029	200,000.00	07/30/2024 4.06%	199,421.88 199,441.51	101.90 3.57%	203,796.88 1,347.83	0.51% 4,355.37	Aaa/AA+ AA+	4.83 4.34
91282CFJ5	UNITED STATES TREASURY 3.125 08/31/2029	250,000.00	09/12/2024 3.52%	245,546.88 245,591.09	97.92 3.59%	244,794.92 669.03	0.61% (796.17)	Aaa/AA+ AA+	4.92 4.50

HOLDINGS REPORT



Vallejo Flood & Wastewater District Cons | Account #10761 | As of September 30, 2024

Cusip	Security Description	Par Value/ Units	Purchase Date Purchase Yield	Cost Value Book Value	Mkt Price Mkt YTM	Market Value Accrued Int.	% of Port. Gain/Loss	Moody's/ S&P/ Fitch	Maturity Duration
Total US Treasury		21,400,000.00	4.74%	20,932,182.65 21,208,972.68	99.33 4.40%	21,251,917.57 30,395.34	53.08% 42,944.89	Aaa/AAA AAA	0.69 0.67
Total Portfolio		40,114,251.81	4.20%	39,572,341.93 39,878,032.80	72.90 3.96%	40,036,598.19 84,930.83	100.00% 158,565.38	Aa1/AA+ AA+	0.89 0.80
Total Market Value + Accrued						40,121,529.02			

TRANSACTION LEDGER



Vallejo Flood & Wastewater District Cons | Account #10761 | As of September 30, 2024

Transaction Type	Settlement Date	CUSIP	Quantity	Security Description	Price	Acq/Disp Yield	Amount	Interest Pur/Sold	Total Amount	Gain/Loss
ACQUISITIONS										
Purchase	09/03/2024	31846V203	258,312.50	FIRST AMER:GVT OBLG Y	1.000	4.90%	(258,312.50)	0.00	(258,312.50)	0.00
Purchase	09/03/2024	31846V203	900,000.00	FIRST AMER:GVT OBLG Y	1.000	4.90%	(900,000.00)	0.00	(900,000.00)	0.00
Purchase	09/04/2024	31846V203	262.55	FIRST AMER:GVT OBLG Y	1.000	4.89%	(262.55)	0.00	(262.55)	0.00
Purchase	09/04/2024	31846V203	21,329.05	FIRST AMER:GVT OBLG Y	1.000	4.89%	(21,329.05)	0.00	(21,329.05)	0.00
Purchase	09/05/2024	912797MA2	2,000,000.00	UNITED STATES TREASURY 11/05/2024	99.148	5.14%	(1,982,953.89)	0.00	(1,982,953.89)	0.00
Purchase	09/05/2024	912797LU9	2,000,000.00	UNITED STATES TREASURY 10/22/2024	99.335	5.20%	(1,986,696.39)	0.00	(1,986,696.39)	0.00
Purchase	09/05/2024	912797LK1	2,000,000.00	UNITED STATES TREASURY 10/01/2024	99.631	5.20%	(1,992,615.28)	0.00	(1,992,615.28)	0.00
Purchase	09/09/2024	31846V203	13,831.25	FIRST AMER:GVT OBLG Y	1.000	4.89%	(13,831.25)	0.00	(13,831.25)	0.00
Purchase	09/11/2024	31846V203	5,781.25	FIRST AMER:GVT OBLG Y	1.000	4.88%	(5,781.25)	0.00	(5,781.25)	0.00
Purchase	09/12/2024	31846V203	2,000,000.00	FIRST AMER:GVT OBLG Y	1.000	4.88%	(2,000,000.00)	0.00	(2,000,000.00)	0.00
Purchase	09/13/2024	91282CFJ5	250,000.00	UNITED STATES TREASURY 3.125 08/31/2029	98.219	3.52%	(245,546.88)	(280.56)	(245,827.44)	0.00
Purchase	09/16/2024	31846V203	4,475.08	FIRST AMER:GVT OBLG Y	1.000	4.88%	(4,475.08)	0.00	(4,475.08)	0.00
Purchase	09/16/2024	31846V203	213,844.86	FIRST AMER:GVT OBLG Y	1.000	4.88%	(213,844.86)	0.00	(213,844.86)	0.00
Purchase	09/17/2024	31846V203	2,000,000.00	FIRST AMER:GVT OBLG Y	1.000	4.88%	(2,000,000.00)	0.00	(2,000,000.00)	0.00
Purchase	09/18/2024	31846V203	2,530.08	FIRST AMER:GVT OBLG Y	1.000	4.89%	(2,530.08)	0.00	(2,530.08)	0.00
Purchase	09/19/2024	57636QBA1	150,000.00	MASTERCARD INC 4.1 01/15/2028	100.844	3.82%	(151,266.00)	(239.17)	(151,505.17)	0.00
Purchase	09/20/2024	31846V203	134.50	FIRST AMER:GVT OBLG Y	1.000	4.63%	(134.50)	0.00	(134.50)	0.00
Purchase	09/23/2024	31846V203	169,912.50	FIRST AMER:GVT OBLG Y	1.000	4.52%	(169,912.50)	0.00	(169,912.50)	0.00
Purchase	09/23/2024	31846V203	1,833.75	FIRST AMER:GVT OBLG Y	1.000	4.52%	(1,833.75)	0.00	(1,833.75)	0.00
Purchase	09/24/2024	31846V203	1,000,000.00	FIRST AMER:GVT OBLG Y	1.000	4.52%	(1,000,000.00)	0.00	(1,000,000.00)	0.00
Purchase	09/25/2024	58769GAD5	55,000.00	MBALT 2024-B A3 4.23 02/15/2028	99.983	4.24%	(54,990.74)	0.00	(54,990.74)	0.00
Purchase	09/25/2024	31846V203	2,241.34	FIRST AMER:GVT OBLG Y	1.000	4.52%	(2,241.34)	0.00	(2,241.34)	0.00
Purchase	09/26/2024	4581X0EF1	250,000.00	INTER-AMERICAN DEVELOPMENT BANK 3.5 09/14/2029	99.570	3.60%	(248,925.00)	(291.67)	(249,216.67)	0.00

TRANSACTION LEDGER



Vallejo Flood & Wastewater District Cons | Account #10761 | As of September 30, 2024

Transaction Type	Settlement Date	CUSIP	Quantity	Security Description	Price	Acq/Disp Yield	Amount	Interest Pur/Sold	Total Amount	Gain/Loss
Purchase	09/30/2024	90CHECK\$1	6,327,033.65	Checking Deposit Bank Account	1.000	0.00%	(6,327,033.65)	0.00	(6,327,033.65)	0.00
Purchase	09/30/2024	31846V203	18,431.25	FIRST AMER:GVT OBLG Y	1.000	4.51%	(18,431.25)	0.00	(18,431.25)	0.00
Total Purchase			19,644,953.61				(19,602,947.79)	(811.40)	(19,603,759.19)	0.00
TOTAL ACQUISITIONS			19,644,953.61				(19,602,947.79)	(811.40)	(19,603,759.19)	0.00
OTHER										
Maturity	09/03/2024	912797LA3	(900,000.00)	UNITED STATES TREASURY 09/03/2024	100.000	0.00%	900,000.00	0.00	900,000.00	0.00
Maturity	09/05/2024	912797GL5	(5,000,000.00)	UNITED STATES TREASURY 09/05/2024	100.000	0.00%	5,000,000.00	0.00	5,000,000.00	0.00
Maturity	09/12/2024	912797KK2	(2,000,000.00)	UNITED STATES TREASURY 09/12/2024	100.000	0.00%	2,000,000.00	0.00	2,000,000.00	0.00
Maturity	09/15/2024	91282CCX7	(200,000.00)	UNITED STATES TREASURY 0.375 09/15/2024	100.000	0.38%	200,000.00	0.00	200,000.00	0.00
Maturity	09/17/2024	912797LH8	(2,000,000.00)	UNITED STATES TREASURY 09/17/2024	100.000	0.00%	2,000,000.00	0.00	2,000,000.00	0.00
Maturity	09/23/2024	4581X0DZ8	(165,000.00)	INTER-AMERICAN DEVELOPMENT BANK 0.5 09/23/2024	100.000	0.50%	165,000.00	0.00	165,000.00	0.00
Maturity	09/24/2024	912797LJ4	(1,000,000.00)	UNITED STATES TREASURY 09/24/2024	100.000	0.00%	1,000,000.00	0.00	1,000,000.00	0.00
Total Maturity			(11,265,000.00)				11,265,000.00	0.00	11,265,000.00	0.00
Sale	09/05/2024	31846V203	(645,000.00)	FIRST AMER:GVT OBLG Y	1.000	4.88%	645,000.00	0.00	645,000.00	0.00
Sale	09/05/2024	31846V203	(962,265.56)	FIRST AMER:GVT OBLG Y	1.000	4.88%	962,265.56	0.00	962,265.56	0.00
Sale	09/06/2024	31846V203	(180,000.00)	FIRST AMER:GVT OBLG Y	1.000	4.89%	180,000.00	0.00	180,000.00	0.00
Sale	09/12/2024	31846V203	(615,000.00)	FIRST AMER:GVT OBLG Y	1.000	4.88%	615,000.00	0.00	615,000.00	0.00
Sale	09/13/2024	31846V203	(245,827.44)	FIRST AMER:GVT OBLG Y	1.000	4.87%	245,827.44	0.00	245,827.44	0.00
Sale	09/19/2024	31846V203	(151,505.17)	FIRST AMER:GVT OBLG Y	1.000	4.89%	151,505.17	0.00	151,505.17	0.00
Sale	09/20/2024	31846V203	(950,000.00)	FIRST AMER:GVT OBLG Y	1.000	4.52%	950,000.00	0.00	950,000.00	0.00
Sale	09/25/2024	31846V203	(50,722.11)	FIRST AMER:GVT OBLG Y	1.000	4.52%	50,722.11	0.00	50,722.11	0.00
Sale	09/26/2024	31846V203	(249,216.67)	FIRST AMER:GVT OBLG Y	1.000	4.52%	249,216.67	0.00	249,216.67	0.00

TRANSACTION LEDGER



Vallejo Flood & Wastewater District Cons | Account #10761 | As of September 30, 2024

Transaction Type	Settlement Date	CUSIP	Quantity	Security Description	Price	Acq/Disp Yield	Amount	Interest Pur/Sold	Total Amount	Gain/Loss
Sale	09/26/2024	31846V203	(1,000.00)	FIRST AMER:GVT OBLG Y	1.000	4.52%	1,000.00	0.00	1,000.00	0.00
Sale	09/26/2024	31846V203	(890,000.00)	FIRST AMER:GVT OBLG Y	1.000	4.52%	890,000.00	0.00	890,000.00	0.00
Sale	09/27/2024	31846V203	(2,730,000.00)	FIRST AMER:GVT OBLG Y	1.000	4.51%	2,730,000.00	0.00	2,730,000.00	0.00
Sale	09/30/2024	90CHECK\$1	(3,694,904.60)	Checking Deposit Bank Account	1.000	0.00%	3,694,904.60	0.00	3,694,904.60	0.00
Total Sale			(11,365,441.55)				11,365,441.55	0.00	11,365,441.55	0.00
TOTAL OTHER TRANSACTIONS			(22,630,441.55)				22,630,441.55	0.00	22,630,441.55	0.00
OTHER										
Cash Transfer	09/05/2024	CCYUSD	(645,000.00)	Cash		0.00%	(645,000.00)	0.00	(645,000.00)	0.00
Cash Transfer	09/06/2024	CCYUSD	(180,000.00)	Cash		0.00%	(180,000.00)	0.00	(180,000.00)	0.00
Cash Transfer	09/12/2024	CCYUSD	(615,000.00)	Cash		0.00%	(615,000.00)	0.00	(615,000.00)	0.00
Cash Transfer	09/20/2024	CCYUSD	(950,000.00)	Cash		0.00%	(950,000.00)	0.00	(950,000.00)	0.00
Cash Transfer	09/26/2024	CCYUSD	(890,000.00)	Cash		0.00%	(890,000.00)	0.00	(890,000.00)	0.00
Cash Transfer	09/27/2024	CCYUSD	(2,730,000.00)	Cash		0.00%	(2,730,000.00)	0.00	(2,730,000.00)	0.00
Cash Transfer	09/30/2024	CCYUSD	2,632,129.05	Cash		0.00%	2,632,129.05	0.00	2,632,129.05	0.00
Total Cash Transfer			(3,377,870.95)				(3,377,870.95)	0.00	(3,377,870.95)	0.00
Coupon	09/01/2024	3137BKRJ1	0.00	FHMS K-047 A2 3.329 05/25/2025		2.79%	274.99	0.00	274.99	0.00
Coupon	09/01/2024	3137FBBX3	0.00	FHMS K-068 A2 3.244 08/25/2027		3.93%	337.92	0.00	337.92	0.00
Coupon	09/01/2024	3137FBU79	0.00	FHMS K-069 A2 3.187 09/25/2027		4.14%	357.85	0.00	357.85	0.00
Coupon	09/01/2024	3137BVZ82	0.00	FHMS K-063 A2 3.43 01/25/2027		4.21%	285.83	0.00	285.83	0.00
Coupon	09/01/2024	3137FETN0	0.00	FHMS K-073 A2 3.35 01/25/2028		4.24%	376.87	0.00	376.87	0.00
Coupon	09/01/2024	3137BNGT5	0.00	FHMS K-054 A2 2.745 01/25/2026		4.53%	571.88	0.00	571.88	0.00
Coupon	09/08/2024	3130AWTR1	0.00	FEDERAL HOME LOAN BANKS 4.375 09/08/2028		4.49%	5,468.75	0.00	5,468.75	0.00

TRANSACTION LEDGER



Vallejo Flood & Wastewater District Cons | Account #10761 | As of September 30, 2024

Transaction Type	Settlement Date	CUSIP	Quantity	Security Description	Price	Acq/Disp Yield	Amount	Interest Pur/Sold	Total Amount	Gain/Loss
Coupon	09/08/2024	24422EXD6	0.00	JOHN DEERE CAPITAL CORP 5.15 09/08/2026		5.29%	3,862.50	0.00	3,862.50	0.00
Coupon	09/09/2024	3130AVBD3	0.00	FEDERAL HOME LOAN BANKS 4.5 03/09/2029		4.33%	4,500.00	0.00	4,500.00	0.00
Coupon	09/11/2024	3130AWTQ3	0.00	FEDERAL HOME LOAN BANKS 4.625 09/11/2026		4.83%	5,781.25	0.00	5,781.25	0.00
Coupon	09/14/2024	09290DAA9	0.00	BLACKROCK FUNDING INC 4.7 03/14/2029		4.64%	4,112.50	0.00	4,112.50	0.00
Coupon	09/15/2024	91282CCX7	0.00	UNITED STATES TREASURY 0.375 09/15/2024		0.38%	375.00	0.00	375.00	0.00
Coupon	09/15/2024	47788UAC6	0.00	JDOT 2021 A3 0.36 09/15/2025		0.40%	0.37	0.00	0.37	0.00
Coupon	09/15/2024	47789QAC4	0.00	JDOT 2021-B A3 0.52 03/16/2026		0.53%	4.63	0.00	4.63	0.00
Coupon	09/15/2024	44934KAC8	0.00	HART 2021-B A3 0.38 01/15/2026		0.64%	2.76	0.00	2.76	0.00
Coupon	09/15/2024	89238JAC9	0.00	TAOT 2021-D A3 0.71 04/15/2026		0.71%	5.85	0.00	5.85	0.00
Coupon	09/15/2024	47787JAC2	0.00	JDOT 2022 A3 0.36 09/15/2026		2.35%	40.40	0.00	40.40	0.00
Coupon	09/15/2024	58770AAC7	0.00	MBART 2023-1 A3 4.51 11/15/2027		4.56%	169.12	0.00	169.12	0.00
Coupon	09/15/2024	89238DAD0	0.00	TAOT 2024-A A3 4.83 10/16/2028		4.89%	301.88	0.00	301.88	0.00
Coupon	09/15/2024	47800RAD5	0.00	JDOT 2024 A3 4.96 11/15/2028		5.01%	144.67	0.00	144.67	0.00
Coupon	09/15/2024	161571HT4	0.00	CHAIT 2023-1 A 5.16 09/15/2028		5.23%	623.50	0.00	623.50	0.00
Coupon	09/16/2024	362554AC1	0.00	GMCAR 2021-4 A3 0.68 09/16/2026		0.68%	5.18	0.00	5.18	0.00
Coupon	09/16/2024	362585AC5	0.00	GMCAR 2022-2 A3 3.1 02/16/2027		3.13%	58.72	0.00	58.72	0.00
Coupon	09/16/2024	362583AD8	0.00	GMCAR 2023-2 A3 4.47 02/16/2028		4.51%	186.25	0.00	186.25	0.00

TRANSACTION LEDGER



Vallejo Flood & Wastewater District Cons | Account #10761 | As of September 30, 2024

Transaction Type	Settlement Date	CUSIP	Quantity	Security Description	Price	Acq/Disp Yield	Amount	Interest Pur/Sold	Total Amount	Gain/Loss
Coupon	09/16/2024	36268GAD7	0.00	GMCAR 2024-1 A3 4.85 12/18/2028		4.91%	80.83	0.00	80.83	0.00
Coupon	09/18/2024	43815EAC8	0.00	HAROT 2021-3 A3 0.41 11/18/2025		0.41%	3.79	0.00	3.79	0.00
Coupon	09/20/2024	379929AD4	0.00	GMALT 2023-3 A3 5.38 11/20/2026		5.45%	134.50	0.00	134.50	0.00
Coupon	09/21/2024	43815GAC3	0.00	HAROT 2021-4 A3 0.88 01/21/2026		0.90%	8.05	0.00	8.05	0.00
Coupon	09/21/2024	43815JAC7	0.00	HAROT 2023-1 A3 5.04 04/21/2027		5.11%	147.00	0.00	147.00	0.00
Coupon	09/21/2024	438123AC5	0.00	HAROT 2023-4 A3 5.67 06/21/2028		5.75%	212.63	0.00	212.63	0.00
Coupon	09/22/2024	3133EPWK7	0.00	FEDERAL FARM CREDIT BANKS FUNDING CORP 4.5 09/22/2028		4.71%	4,500.00	0.00	4,500.00	0.00
Coupon	09/23/2024	4581X0DZ8	0.00	INTER-AMERICAN DEVELOPMENT BANK 0.5 09/23/2024		0.50%	412.50	0.00	412.50	0.00
Coupon	09/25/2024	05602RAD3	0.00	BMWOT 2022-A A3 3.21 08/25/2026		3.24%	48.57	0.00	48.57	0.00
Coupon	09/25/2024	05593AAC3	0.00	BMWLT 2023-1 A3 5.16 11/25/2025		5.22%	58.94	0.00	58.94	0.00
Coupon	09/30/2024	912828ZF0	0.00	UNITED STATES TREASURY 0.5 03/31/2025		2.05%	500.00	0.00	500.00	0.00
Coupon	09/30/2024	91282CEF4	0.00	UNITED STATES TREASURY 2.5 03/31/2027		3.90%	2,500.00	0.00	2,500.00	0.00
Coupon	09/30/2024	9128286L9	0.00	UNITED STATES TREASURY 2.25 03/31/2026		4.12%	2,812.50	0.00	2,812.50	0.00
Coupon	09/30/2024	9128285C0	0.00	UNITED STATES TREASURY 3.0 09/30/2025		4.24%	3,750.00	0.00	3,750.00	0.00
Coupon	09/30/2024	91282CFM8	0.00	UNITED STATES TREASURY 4.125 09/30/2027		4.52%	5,156.25	0.00	5,156.25	0.00
Coupon	09/30/2024	437076CV2	0.00	HOME DEPOT INC 4.95 09/30/2026		4.92%	3,712.50	0.00	3,712.50	0.00
Total Coupon			0.00				51,886.73	0.00	51,886.73	0.00

TRANSACTION LEDGER



Vallejo Flood & Wastewater District Cons | Account #10761 | As of September 30, 2024

Transaction Type	Settlement Date	CUSIP	Quantity	Security Description	Price	Acq/Disp Yield	Amount	Interest Pur/Sold	Total Amount	Gain/Loss
Custody Fee	09/26/2024	CCYUSD	(1,000.00)	Cash		0.00%	(1,000.00)	0.00	(1,000.00)	0.00
Total Custody Fee			(1,000.00)				(1,000.00)	0.00	(1,000.00)	0.00
Dividend	09/30/2024	31846V203	0.00	FIRST AMER:GVT OBLG Y		4.53%	15,188.33	0.00	15,188.33	0.00
Total Dividend			0.00				15,188.33	0.00	15,188.33	0.00
Principal Paydown	09/01/2024	3137BKRJ1	199.60	FHMS K-047 A2 3.329 05/25/2025		2.79%	199.60	--	199.60	(0.00)
Principal Paydown	09/01/2024	3137FBU79	213.27	FHMS K-069 A2 3.187 09/25/2027		4.14%	213.27	--	213.27	(0.00)
Principal Paydown	09/15/2024	47788UAC6	1,034.97	JDOT 2021 A3 0.36 09/15/2025		0.41%	1,034.97	--	1,034.97	(0.00)
Principal Paydown	09/15/2024	47789QAC4	1,134.73	JDOT 2021-B A3 0.52 03/16/2026		0.53%	1,134.73	--	1,134.73	(0.00)
Principal Paydown	09/15/2024	44934KAC8	3,776.46	HART 2021-B A3 0.38 01/15/2026		0.64%	3,776.46	--	3,776.46	0.00
Principal Paydown	09/15/2024	89238JAC9	1,260.33	TAOT 2021-D A3 0.71 04/15/2026		0.71%	1,260.33	--	1,260.33	0.00
Principal Paydown	09/15/2024	47787JAC2	1,714.15	JDOT 2022 A3 0.36 09/15/2026		2.35%	1,714.15	--	1,714.15	(0.00)
Principal Paydown	09/15/2024	58770AAC7	626.84	MBART 2023-1 A3 4.51 11/15/2027		4.56%	626.84	--	626.84	(0.00)
Principal Paydown	09/16/2024	362554AC1	986.96	GMCAR 2021-4 A3 0.68 09/16/2026		0.68%	986.96	--	986.96	(0.00)
Principal Paydown	09/16/2024	362585AC5	1,673.84	GMCAR 2022-2 A3 3.1 02/16/2027		3.13%	1,673.84	--	1,673.84	(0.00)
Principal Paydown	09/18/2024	43815EAC8	2,526.29	HAROT 2021-3 A3 0.41 11/18/2025		0.41%	2,526.29	--	2,526.29	(0.00)
Principal Paydown	09/21/2024	43815GAC3	1,466.07	HAROT 2021-4 A3 0.88 01/21/2026		0.90%	1,466.07	--	1,466.07	(0.00)
Principal Paydown	09/25/2024	05602RAD3	1,796.60	BMWOT 2022-A A3 3.21 08/25/2026		3.24%	1,796.60	--	1,796.60	(0.00)
Principal Paydown	09/25/2024	05593AAC3	1,987.65	BMWLT 2023-1 A3 5.16 11/25/2025		5.22%	1,987.65	--	1,987.65	0.00

TRANSACTION LEDGER



Vallejo Flood & Wastewater District Cons | Account #10761 | As of September 30, 2024

Transaction Type	Settlement Date	CUSIP	Quantity	Security Description	Price	Acq/Disp Yield	Amount	Interest Pur/Sold	Total Amount	Gain/Loss
Total Principal Paydown			20,397.76				20,397.76	--	20,397.76	(0.02)
TOTAL OTHER TRANSACTIONS			(3,358,473.19)				(3,291,398.13)	0.00	(3,291,398.13)	(0.02)

INCOME EARNED



Vallejo Flood & Wastewater District Cons | Account #10761 | As of September 30, 2024

Cusip	Security Description	Trade Date Settle Date Units	Book Value: Begin Book Value: Acq Book Value: Disp Book Value: End	Prior Accrued Inc. Received Ending Accrued Total Interest	Accr. Of Discount Amort. Of Premium Net Accret/Amort Income Earned	Total Income
31846V203			3,255,950.55 6,612,919.96 (7,670,536.95) 2,198,333.56	0.00 21,591.60 0.00 21,591.60	0.00 0.00 0.00 21,591.60	21,591.60
Total		2,198,333.56	3,255,950.55 6,612,919.96 (7,670,536.95) 2,198,333.56	0.00 21,591.60 0.00 21,591.60	0.00 0.00 0.00 21,591.60	21,591.60
CASH & EQUIVALENTS						
90CHECK\$1	Checking Deposit Bank Account	3,437,011.42	804,882.37 6,327,033.65 (3,694,904.60) 3,437,011.42	0.00 0.00 0.00 0.00	0.00 0.00 0.00 0.00	0.00
912797GL5	UNITED STATES TREASURY 09/05/2024	08/27/2024 08/28/2024 0.00	4,997,094.45 0.00 (5,000,000.00) 0.00	0.00 0.00 0.00 0.00	2,905.56 0.00 2,905.56 2,905.56	2,905.56
912797LK1	UNITED STATES TREASURY 10/01/2024	09/04/2024 09/05/2024 2,000,000.00	0.00 1,992,615.28 0.00 2,000,000.00	0.00 0.00 0.00 0.00	7,384.72 0.00 7,384.72 7,384.72	7,384.72
912797LU9	UNITED STATES TREASURY 10/22/2024	09/04/2024 09/05/2024 2,000,000.00	0.00 1,986,696.39 0.00 1,994,055.83	0.00 0.00 0.00 0.00	7,359.44 0.00 7,359.44 7,359.44	7,359.44
912797MA2	UNITED STATES TREASURY 11/05/2024	09/04/2024 09/05/2024 2,000,000.00	0.00 1,982,953.89 0.00 1,990,219.45	0.00 0.00 0.00 0.00	7,265.56 0.00 7,265.56 7,265.56	7,265.56
CCYUSD	Cash	0.00	0.00 0.00 0.00 0.00	0.00 0.00 0.00 0.00	0.00 0.00 0.00 0.00	0.00

INCOME EARNED



Vallejo Flood & Wastewater District Cons | Account #10761 | As of September 30, 2024

Cusip	Security Description	Trade Date Settle Date Units	Book Value: Begin Book Value: Acq Book Value: Disp Book Value: End	Prior Accrued Inc. Received Ending Accrued Total Interest	Accr. Of Discount Amort. Of Premium Net Accret/Amort Income Earned	Total Income
			319,694.05	0.00	0.00	
			0.00	0.00	0.00	
CCYUSD	Receivable	74,464.71	0.00	0.00	0.00	0.00
			74,464.71	0.00	0.00	
			6,121,670.87	0.00	24,915.27	
			12,289,299.21	0.00	0.00	
			(8,694,904.60)	0.00	24,915.27	
Total Cash & Equivalents		9,511,476.13	9,495,751.41	0.00	24,915.27	24,915.27
FIXED INCOME						
00440EAV9	CHUBB INA HOLDINGS LLC 3.35 05/03/2026	03/14/2023 03/16/2023 150,000.00	146,780.39 0.00 0.00 146,938.99	1,647.08 0.00 2,065.83 418.75	158.60 0.00 158.60 577.35	577.35
023135CN4	AMAZON.COM INC 4.6 12/01/2025	12/28/2022 12/30/2022 100,000.00	99,981.23 0.00 0.00 99,982.46	1,150.00 0.00 1,533.33 383.33	1.23 0.00 1.23 384.57	384.57
037833BY5	APPLE INC 3.25 02/23/2026	02/21/2023 02/23/2023 150,000.00	146,866.42 0.00 0.00 147,040.51	108.33 0.00 514.58 406.25	174.09 0.00 174.09 580.34	580.34
05593AAC3	BMWLT 2023-1 A3 5.16 11/25/2025	02/07/2023 02/15/2023 11,719.28	13,706.78 0.00 (1,987.65) 11,719.16	11.79 58.94 10.08 57.23	0.03 0.00 0.03 57.26	57.26
05602RAD3	BMWOT 2022-A A3 3.21 08/25/2026	05/10/2022 05/18/2022 16,360.95	18,157.20 0.00 (1,796.60) 16,360.65	9.71 48.57 8.75 47.61	0.05 0.00 0.05 47.66	47.66
06367WB85	BANK OF MONTREAL 1.85 05/01/2025	08/29/2022 08/31/2022 125,000.00	123,308.30 0.00 0.00 123,518.01	770.83 0.00 963.54 192.71	209.72 0.00 209.72 402.42	402.42
06406RBN6	BANK OF NEW YORK MELLON CORP 4.543 02/01/2029	02/27/2024 02/29/2024 125,000.00	123,323.52 0.00 0.00 123,363.82	473.23 0.00 946.46 473.23	40.30 0.00 40.30 513.53	513.53

INCOME EARNED



Vallejo Flood & Wastewater District Cons | Account #10761 | As of September 30, 2024

Cusip	Security Description	Trade Date Settle Date Units	Book Value: Begin Book Value: Acq Book Value: Disp Book Value: End	Prior Accrued Inc. Received Ending Accrued Total Interest	Accr. Of Discount Amort. Of Premium Net Accret/Amort Income Earned	Total Income
09290DAA9	BLACKROCK FUNDING INC 4.7 03/14/2029	07/19/2024 07/22/2024 175,000.00	175,390.90 0.00 0.00 175,383.69	3,815.49 4,112.50 388.40 685.42	0.00 (7.21) (7.21) 678.21	678.21
14913UAJ9	CATERPILLAR FINANCIAL SERVICES CORP 4.85 02/27/2029	05/17/2024 05/21/2024 150,000.00	150,055.04 0.00 0.00 150,054.04	80.83 0.00 687.08 606.25	0.00 (1.01) (1.01) 605.24	605.24
161571HT4	CHAIT 2023-1 A 5.16 09/15/2028	09/07/2023 09/15/2023 145,000.00	144,967.55 0.00 0.00 144,968.21	332.53 623.50 332.53 623.50	0.66 0.00 0.66 624.16	624.16
17275RBQ4	CISCO SYSTEMS INC 4.8 02/26/2027	02/21/2024 02/26/2024 75,000.00	74,919.22 0.00 0.00 74,921.89	50.00 0.00 350.00 300.00	2.67 0.00 2.67 302.67	302.67
17275RBR2	CISCO SYSTEMS INC 4.85 02/26/2029	02/27/2024 02/29/2024 100,000.00	100,137.21 0.00 0.00 100,134.65	67.36 0.00 471.53 404.17	0.00 (2.56) (2.56) 401.61	401.61
24422EXD6	JOHN DEERE CAPITAL CORP 5.15 09/08/2026	09/28/2023 10/02/2023 150,000.00	149,594.72 0.00 0.00 149,611.22	3,712.29 3,862.50 493.54 643.75	16.50 0.00 16.50 660.25	660.25
3130AVBD3	FEDERAL HOME LOAN BANKS 4.5 03/09/2029	03/14/2024 03/15/2024 200,000.00	201,399.78 0.00 0.00 201,374.33	4,300.00 4,500.00 550.00 750.00	0.00 (25.45) (25.45) 724.55	724.55
3130AWC24	FEDERAL HOME LOAN BANKS 4.0 06/09/2028	07/06/2023 07/10/2023 250,000.00	245,873.22 0.00 0.00 245,963.13	2,277.78 0.00 3,111.11 833.33	89.91 0.00 89.91 923.24	923.24
3130AWTQ3	FEDERAL HOME LOAN BANKS 4.625 09/11/2026	09/12/2023 09/13/2023 250,000.00	249,047.94 0.00 0.00 249,086.54	5,460.07 5,781.25 642.36 963.54	38.60 0.00 38.60 1,002.14	1,002.14

INCOME EARNED



Vallejo Flood & Wastewater District Cons | Account #10761 | As of September 30, 2024

Cusip	Security Description	Trade Date Settle Date Units	Book Value: Begin Book Value: Acq Book Value: Disp Book Value: End	Prior Accrued Inc. Received Ending Accrued Total Interest	Accr. Of Discount Amort. Of Premium Net Accret/Amort Income Earned	Total Income
3130AWTR1	FEDERAL HOME LOAN BANKS 4.375 09/08/2028	09/07/2023 09/08/2023 250,000.00	248,975.53 0.00 0.00 248,996.47	5,256.08 5,468.75 698.78 911.46	20.94 0.00 20.94 932.39	932.39
3130B1BC0	FEDERAL HOME LOAN BANKS 4.625 06/08/2029	06/24/2024 06/25/2024 250,000.00	253,174.27 0.00 0.00 253,119.57	3,789.93 0.00 4,753.47 963.54	0.00 (54.70) (54.70) 908.84	908.84
3133EN5E6	FEDERAL FARM CREDIT BANKS FUNDING CORP 4.0 12/29/2025	12/29/2022 12/30/2022 250,000.00	249,169.02 0.00 0.00 249,220.53	1,722.22 0.00 2,555.56 833.33	51.51 0.00 51.51 884.84	884.84
3133ENPY0	FEDERAL FARM CREDIT BANKS FUNDING CORP 1.75 02/25/2025	03/16/2022 03/21/2022 200,000.00	199,659.21 0.00 0.00 199,716.97	58.33 0.00 350.00 291.67	57.76 0.00 57.76 349.43	349.43
3133EPSW6	FEDERAL FARM CREDIT BANKS FUNDING CORP 4.5 08/14/2026	08/09/2023 08/14/2023 270,000.00	269,596.58 0.00 0.00 269,613.57	573.75 0.00 1,586.25 1,012.50	17.00 0.00 17.00 1,029.50	1,029.50
3133EPVP7	FEDERAL FARM CREDIT BANKS FUNDING CORP 4.75 07/08/2026	12/06/2023 12/07/2023 250,000.00	251,148.36 0.00 0.00 251,097.32	1,748.26 0.00 2,737.85 989.58	0.00 (51.04) (51.04) 938.55	938.55
3133EPWK7	FEDERAL FARM CREDIT BANKS FUNDING CORP 4.5 09/22/2028	10/12/2023 10/16/2023 200,000.00	198,476.08 0.00 0.00 198,506.93	3,975.00 4,500.00 225.00 750.00	30.85 0.00 30.85 780.85	780.85
3133EPZY4	FEDERAL FARM CREDIT BANKS FUNDING CORP 5.0 07/30/2026	11/09/2023 11/10/2023 250,000.00	250,656.29 0.00 0.00 250,628.04	1,076.39 0.00 2,118.06 1,041.67	0.00 (28.25) (28.25) 1,013.42	1,013.42
3133ERAK7	FEDERAL FARM CREDIT BANKS FUNDING CORP 4.375 04/10/2029	04/10/2024 04/15/2024 250,000.00	247,321.36 0.00 0.00 247,369.14	4,283.85 0.00 5,195.31 911.46	47.78 0.00 47.78 959.23	959.23

INCOME EARNED



Vallejo Flood & Wastewater District Cons | Account #10761 | As of September 30, 2024

Cusip	Security Description	Trade Date Settle Date Units	Book Value: Begin Book Value: Acq Book Value: Disp Book Value: End	Prior Accrued Inc. Received Ending Accrued Total Interest	Accr. Of Discount Amort. Of Premium Net Accret/Amort Income Earned	Total Income
3137BKRJ1	FHMS K-047 A2 3.329 05/25/2025	05/19/2022 05/24/2022 98,926.01	99,254.87 0.00 (199.60) 99,039.01	274.99 274.99 274.44 274.44	0.00 (16.25) (16.25) 258.19	258.19
3137BNGT5	FHMS K-054 A2 2.745 01/25/2026	02/15/2023 02/21/2023 250,000.00	244,124.58 0.00 0.00 244,486.52	571.88 571.88 571.88 571.88	361.94 0.00 361.94 933.82	933.82
3137BVZ82	FHMS K-063 A2 3.43 01/25/2027	12/05/2022 12/09/2022 100,000.00	98,171.77 0.00 0.00 98,236.14	285.83 285.83 285.83 285.83	64.37 0.00 64.37 350.20	350.20
3137FBBX3	FHMS K-068 A2 3.244 08/25/2027	05/12/2023 05/17/2023 125,000.00	122,475.02 0.00 0.00 122,546.21	337.92 337.92 337.92 337.92	71.19 0.00 71.19 409.11	409.11
3137FBU79	FHMS K-069 A2 3.187 09/25/2027	05/18/2023 05/23/2023 134,526.08	131,016.47 0.00 (213.27) 130,910.93	357.85 357.85 357.28 357.28	107.73 0.00 107.73 465.01	465.01
3137FETN0	FHMS K-073 A2 3.35 01/25/2028	05/24/2023 05/30/2023 135,000.00	131,188.37 0.00 0.00 131,282.33	376.88 376.87 376.88 376.87	93.96 0.00 93.96 470.83	470.83
362554AC1	GMCAR 2021-4 A3 0.68 09/16/2026	10/13/2021 10/21/2021 8,151.24	9,138.14 0.00 (986.96) 8,151.18	2.59 5.18 2.31 4.90	0.01 0.00 0.01 4.91	4.91
362583AD8	GMCAR 2023-2 A3 4.47 02/16/2028	04/04/2023 04/12/2023 50,000.00	49,999.02 0.00 0.00 49,999.05	93.13 186.25 93.13 186.25	0.02 0.00 0.02 186.27	186.27
362585AC5	GMCAR 2022-2 A3 3.1 02/16/2027	04/05/2022 04/13/2022 21,057.95	22,729.89 0.00 (1,673.84) 21,056.25	29.36 58.72 27.20 56.56	0.20 0.00 0.20 56.76	56.76

INCOME EARNED



Vallejo Flood & Wastewater District Cons | Account #10761 | As of September 30, 2024

Cusip	Security Description	Trade Date Settle Date Units	Book Value: Begin Book Value: Acq Book Value: Disp Book Value: End	Prior Accrued Inc. Received Ending Accrued Total Interest	Accr. Of Discount Amort. Of Premium Net Accret/Amort Income Earned	Total Income
36268GAD7	GMCAR 2024-1 A3 4.85 12/18/2028	01/09/2024 01/17/2024 20,000.00	19,996.49 0.00 0.00 19,996.56	40.42 80.83 40.42 80.83	0.07 0.00 0.07 80.90	80.90
379929AD4	GMALT 2023-3 A3 5.38 11/20/2026	08/08/2023 08/16/2023 30,000.00	29,997.55 0.00 0.00 29,997.64	49.32 134.50 49.32 134.50	0.09 0.00 0.09 134.59	134.59
437076CV2	HOME DEPOT INC 4.95 09/30/2026	12/04/2023 150,000.00	150,085.37 0.00 0.00 150,081.72	3,114.38 3,712.50 20.63 618.75	3.19 (6.84) (3.65) 615.10	615.10
438123AC5	HAROT 2023-4 A3 5.67 06/21/2028	11/01/2023 11/08/2023 45,000.00	44,993.48 0.00 0.00 44,993.62	70.88 212.63 70.88 212.63	0.14 0.00 0.14 212.77	212.77
43815EAC8	HAROT 2021-3 A3 0.41 11/18/2025	08/17/2021 08/25/2021 8,555.16	11,081.43 0.00 (2,526.29) 8,555.14	1.64 3.79 1.27 3.42	0.01 0.00 0.01 3.42	3.42
43815GAC3	HAROT 2021-4 A3 0.88 01/21/2026	11/16/2021 11/24/2021 9,504.89	10,970.27 0.00 (1,466.07) 9,504.32	2.68 8.05 2.32 7.69	0.13 0.00 0.13 7.82	7.82
43815JAC7	HAROT 2023-1 A3 5.04 04/21/2027	02/16/2023 02/24/2023 35,000.00	34,995.88 0.00 0.00 34,996.01	49.00 147.00 49.00 147.00	0.13 0.00 0.13 147.13	147.13
44934KAC8	HART 2021-B A3 0.38 01/15/2026	07/20/2021 07/28/2021 4,934.63	8,710.62 0.00 (3,776.46) 4,934.38	1.47 2.76 0.83 2.12	0.22 0.00 0.22 2.34	2.34
4581X0DZ8	INTER-AMERICAN DEVELOPMENT BANK 0.5 09/23/2024	09/15/2021 09/23/2021 0.00	164,997.55 0.00 (165,000.00) 0.00	362.08 412.50 0.00 50.42	2.45 0.00 2.45 52.87	52.87

INCOME EARNED



Vallejo Flood & Wastewater District Cons | Account #10761 | As of September 30, 2024

Cusip	Security Description	Trade Date Settle Date Units	Book Value: Begin Book Value: Acq Book Value: Disp Book Value: End	Prior Accrued Inc. Received Ending Accrued Total Interest	Accr. Of Discount Amort. Of Premium Net Accret/Amort Income Earned	Total Income
4581X0EF1	INTER-AMERICAN DEVELOPMENT BANK 3.5 09/14/2029	09/25/2024 09/26/2024 250,000.00	0.00 248,925.00 0.00 248,927.96	0.00 (291.67) 413.19 121.52	2.96 0.00 2.96 124.49	124.49
45950KCR9	INTERNATIONAL FINANCE CORP 1.375 10/16/2024	07/12/2021 07/14/2021 100,000.00	100,101.72 0.00 0.00 100,033.91	515.63 0.00 630.21 114.58	0.00 (67.82) (67.82) 46.77	46.77
46625HQW3	JPMORGAN CHASE & CO 3.3 04/01/2026	12/27/2023 12/29/2023 175,000.00	171,207.31 0.00 0.00 171,404.50	2,406.25 0.00 2,887.50 481.25	197.19 0.00 197.19 678.44	678.44
47787JAC2	JDOT 2022 A3 0.36 09/15/2026	03/10/2022 03/16/2022 19,183.64	20,895.82 0.00 (1,714.15) 19,181.91	21.55 40.40 19.78 38.63	0.23 0.00 0.23 38.87	38.87
47788UAC6	JDOT 2021 A3 0.36 09/15/2025	03/02/2021 03/10/2021 183.73	1,218.65 0.00 (1,034.97) 183.72	0.20 0.37 0.03 0.20	0.04 0.00 0.04 0.24	0.24
47789QAC4	JDOT 2021-B A3 0.52 03/16/2026	07/13/2021 07/21/2021 9,544.85	10,679.39 0.00 (1,134.73) 9,544.69	2.47 4.63 2.21 4.37	0.03 0.00 0.03 4.40	4.40
47800RAD5	JDOT 2024 A3 4.96 11/15/2028	03/11/2024 03/19/2024 35,000.00	34,998.23 0.00 0.00 34,998.27	77.16 144.67 77.16 144.67	0.03 0.00 0.03 144.70	144.70
532457CK2	ELI LILLY AND CO 4.5 02/09/2029	06/21/2024 06/24/2024 150,000.00	149,204.35 0.00 0.00 149,219.06	412.50 0.00 975.00 562.50	14.72 0.00 14.72 577.22	577.22
57636QBA1	MASTERCARD INC 4.1 01/15/2028	09/18/2024 09/19/2024 150,000.00	0.00 151,266.00 0.00 151,253.15	0.00 (239.17) 444.17 205.00	0.00 (12.85) (12.85) 192.14	192.14

INCOME EARNED



Vallejo Flood & Wastewater District Cons | Account #10761 | As of September 30, 2024

Cusip	Security Description	Trade Date Settle Date Units	Book Value: Begin Book Value: Acq Book Value: Disp Book Value: End	Prior Accrued Inc. Received Ending Accrued Total Interest	Accr. Of Discount Amort. Of Premium Net Accret/Amort Income Earned	Total Income
58769GAD5	MBALT 2024-B A3 4.23 02/15/2028	09/17/2024 09/25/2024 55,000.00	0.00 54,990.74 0.00 54,990.78	0.00 0.00 38.78 38.78	0.04 0.00 0.04 38.82	38.82
58770AAC7	MBART 2023-1 A3 4.51 11/15/2027	01/18/2023 01/25/2023 44,373.16	44,996.40 0.00 (626.84) 44,369.70	90.20 169.12 88.94 167.86	0.14 0.00 0.14 168.00	168.00
594918BJ2	MICROSOFT CORP 3.125 11/03/2025	01/20/2023 01/24/2023 150,000.00	148,104.39 0.00 0.00 148,237.26	1,536.46 0.00 1,927.08 390.63	132.87 0.00 132.87 523.49	523.49
665859AW4	NORTHERN TRUST CORP 4.0 05/10/2027	01/10/2023 01/12/2023 150,000.00	149,072.74 0.00 0.00 149,101.10	1,850.00 0.00 2,350.00 500.00	28.36 0.00 28.36 528.36	528.36
69371RS56	PACCAR FINANCIAL CORP 5.05 08/10/2026	08/03/2023 08/10/2023 125,000.00	124,959.63 0.00 0.00 124,961.34	368.23 0.00 894.27 526.04	1.71 0.00 1.71 527.75	527.75
713448CT3	PEPSICO INC 2.75 04/30/2025	12/28/2022 12/30/2022 150,000.00	148,227.29 0.00 0.00 148,447.96	1,386.46 0.00 1,730.21 343.75	220.67 0.00 220.67 564.42	564.42
78015K7C2	ROYAL BANK OF CANADA 2.25 11/01/2024	02/05/2021 02/09/2021 150,000.00	150,425.77 0.00 0.00 150,216.37	1,125.00 0.00 1,406.25 281.25	0.00 (209.39) (209.39) 71.86	71.86
857477BR3	STATE STREET CORP 1.746 02/06/2026	02/02/2022 02/07/2022 35,000.00	35,000.00 0.00 0.00 35,000.00	42.44 0.00 93.36 50.93	0.00 0.00 0.00 50.93	50.93
87612EBL9	TARGET CORP 2.25 04/15/2025	03/15/2022 03/21/2022 125,000.00	124,803.94 0.00 0.00 124,829.96	1,062.50 0.00 1,296.88 234.38	26.03 0.00 26.03 260.40	260.40

INCOME EARNED



Vallejo Flood & Wastewater District Cons | Account #10761 | As of September 30, 2024

Cusip	Security Description	Trade Date Settle Date Units	Book Value: Begin Book Value: Acq Book Value: Disp Book Value: End	Prior Accrued Inc. Received Ending Accrued Total Interest	Accr. Of Discount Amort. Of Premium Net Accret/Amort Income Earned	Total Income
89236TKX2	TOYOTA MOTOR CREDIT CORP 5.0 08/14/2026	09/28/2023 10/02/2023 150,000.00	148,881.00 0.00 0.00 148,928.15	354.17 0.00 979.17 625.00	47.15 0.00 47.15 672.15	672.15
89238DAD0	TAOT 2024-A A3 4.83 10/16/2028	01/23/2024 01/30/2024 75,000.00	74,986.86 0.00 0.00 74,987.13	161.00 301.88 161.00 301.88	0.26 0.00 0.26 302.14	302.14
89238JAC9	TAOT 2021-D A3 0.71 04/15/2026	11/09/2021 11/15/2021 8,633.52	9,893.79 0.00 (1,260.33) 8,633.47	3.12 5.85 2.72 5.45	0.01 0.00 0.01 5.46	5.46
912797HE0	UNITED STATES TREASURY 10/31/2024	05/09/2024 05/10/2024 3,000,000.00	2,974,217.50 0.00 0.00 2,987,108.75	0.00 0.00 0.00 0.00	12,891.25 0.00 12,891.25 12,891.25	12,891.25
912797KK2	UNITED STATES TREASURY 09/12/2024	05/09/2024 05/10/2024 0.00	1,996,826.50 0.00 (2,000,000.00) 0.00	0.00 0.00 0.00 0.00	3,173.50 0.00 3,173.50 3,173.50	3,173.50
912797KT3	UNITED STATES TREASURY 10/10/2024	05/09/2024 05/10/2024 3,000,000.00	2,983,193.93 0.00 0.00 2,996,121.68	0.00 0.00 0.00 0.00	12,927.75 0.00 12,927.75 12,927.75	12,927.75
912797KU0	UNITED STATES TREASURY 10/17/2024	07/08/2024 07/09/2024 3,000,000.00	2,980,052.29 0.00 0.00 2,993,061.67	0.00 0.00 0.00 0.00	13,009.37 0.00 13,009.37 13,009.37	13,009.37
912797LA3	UNITED STATES TREASURY 09/03/2024	05/09/2024 05/10/2024 0.00	899,738.30 0.00 (900,000.00) 0.00	0.00 0.00 0.00 0.00	261.70 0.00 261.70 261.70	261.70
912797LH8	UNITED STATES TREASURY 09/17/2024	06/13/2024 06/14/2024 0.00	1,995,355.56 0.00 (2,000,000.00) 0.00	0.00 0.00 0.00 0.00	4,644.44 0.00 4,644.44 4,644.44	4,644.44

INCOME EARNED



Vallejo Flood & Wastewater District Cons | Account #10761 | As of September 30, 2024

Cusip	Security Description	Trade Date Settle Date Units	Book Value: Begin Book Value: Acq Book Value: Disp Book Value: End	Prior Accrued Inc. Received Ending Accrued Total Interest	Accr. Of Discount Amort. Of Premium Net Accret/Amort Income Earned	Total Income
912797LJ4	UNITED STATES TREASURY 09/24/2024	06/13/2024 06/14/2024 0.00	996,666.60 0.00 (1,000,000.00) 0.00	0.00 0.00 0.00 0.00	3,333.40 0.00 3,333.40 3,333.40	3,333.40
9128283F5	UNITED STATES TREASURY 2.25 11/15/2027	06/07/2023 06/08/2023 200,000.00	189,573.71 0.00 0.00 189,841.05	1,332.88 0.00 1,699.73 366.85	267.34 0.00 267.34 634.19	634.19
9128285C0	UNITED STATES TREASURY 3.0 09/30/2025	12/28/2022 12/29/2022 250,000.00	246,882.86 0.00 0.00 247,120.21	3,155.74 3,750.00 20.60 614.87	237.35 0.00 237.35 852.21	852.21
9128285J5	UNITED STATES TREASURY 3.0 10/31/2025	12/28/2022 12/29/2022 250,000.00	246,642.06 0.00 0.00 246,879.10	2,527.17 0.00 3,138.59 611.41	237.03 0.00 237.03 848.44	848.44
9128285M8	UNITED STATES TREASURY 3.125 11/15/2028	02/27/2024 02/28/2024 250,000.00	238,580.14 0.00 0.00 238,803.19	2,314.03 0.00 2,950.92 636.89	223.04 0.00 223.04 859.93	859.93
9128286L9	UNITED STATES TREASURY 2.25 03/31/2026	12/28/2022 12/29/2022 250,000.00	243,148.67 0.00 0.00 243,505.51	2,366.80 2,812.50 15.45 461.15	356.84 0.00 356.84 817.99	817.99
9128286S4	UNITED STATES TREASURY 2.375 04/30/2026	12/29/2022 12/30/2022 250,000.00	243,250.50 0.00 0.00 243,584.64	2,000.68 0.00 2,484.71 484.04	334.13 0.00 334.13 818.17	818.17
9128286T2	UNITED STATES TREASURY 2.375 05/15/2029	05/17/2024 05/20/2024 250,000.00	228,260.16 0.00 0.00 228,640.00	1,758.66 0.00 2,242.70 484.04	379.85 0.00 379.85 863.88	863.88
912828K74	UNITED STATES TREASURY 2.0 08/15/2025	06/01/2022 06/02/2022 200,000.00	198,489.59 0.00 0.00 198,619.79	184.78 0.00 510.87 326.09	130.21 0.00 130.21 456.30	456.30

INCOME EARNED



Vallejo Flood & Wastewater District Cons | Account #10761 | As of September 30, 2024

Cusip	Security Description	Trade Date Settle Date Units	Book Value: Begin Book Value: Acq Book Value: Disp Book Value: End	Prior Accrued Inc. Received Ending Accrued Total Interest	Accr. Of Discount Amort. Of Premium Net Accret/Amort Income Earned	Total Income
912828M56	UNITED STATES TREASURY 2.25 11/15/2025	08/29/2022 08/31/2022 200,000.00	197,310.42 0.00 0.00 197,493.80	1,332.88 0.00 1,699.73 366.85	183.38 0.00 183.38 550.23	550.23
912828U24	UNITED STATES TREASURY 2.0 11/15/2026	01/05/2023 01/06/2023 250,000.00	239,600.06 0.00 0.00 239,987.64	1,480.98 0.00 1,888.59 407.61	387.58 0.00 387.58 795.18	795.18
912828V98	UNITED STATES TREASURY 2.25 02/15/2027	01/20/2023 01/23/2023 250,000.00	242,078.43 0.00 0.00 242,343.37	259.85 0.00 718.41 458.56	264.94 0.00 264.94 723.50	723.50
912828YD6	UNITED STATES TREASURY 1.375 08/31/2026	01/05/2023 01/06/2023 250,000.00	237,508.12 0.00 0.00 238,022.19	9.50 1,718.75 294.37 2,003.63	514.07 0.00 514.07 2,517.69	2,517.69
912828YE4	UNITED STATES TREASURY 1.25 08/31/2024	01/08/2021 01/11/2021 0.00	0.00 0.00 0.00 0.00	0.00 1,562.50 0.00 1,562.50	0.00 0.00 0.00 1,562.50	1,562.50
912828Z52	UNITED STATES TREASURY 1.375 01/31/2025	06/07/2021 06/07/2021 200,000.00	200,740.63 0.00 0.00 200,594.45	239.13 0.00 463.32 224.18	0.00 (146.18) (146.18) 78.01	78.01
912828ZC7	UNITED STATES TREASURY 1.125 02/28/2025	02/09/2022 02/10/2022 200,000.00	199,551.87 0.00 0.00 199,626.56	6.22 1,125.00 192.68 1,311.46	74.69 0.00 74.69 1,386.15	1,386.15
912828ZF0	UNITED STATES TREASURY 0.5 03/31/2025	03/15/2022 03/21/2022 200,000.00	198,259.15 0.00 0.00 198,506.67	420.77 500.00 2.75 81.98	247.51 0.00 247.51 329.50	329.50
912828ZL7	UNITED STATES TREASURY 0.375 04/30/2025	03/22/2022 03/23/2022 200,000.00	197,429.81 0.00 0.00 197,749.75	252.72 0.00 313.86 61.14	319.94 0.00 319.94 381.08	381.08

INCOME EARNED



Vallejo Flood & Wastewater District Cons | Account #10761 | As of September 30, 2024

Cusip	Security Description	Trade Date Settle Date Units	Book Value: Begin Book Value: Acq Book Value: Disp Book Value: End	Prior Accrued Inc. Received Ending Accrued Total Interest	Accr. Of Discount Amort. Of Premium Net Accret/Amort Income Earned	Total Income
91282CCX7	UNITED STATES TREASURY 0.375 09/15/2024	09/10/2021 09/15/2021 0.00	199,994.71 0.00 (200,000.00) 0.00	346.47 375.00 0.00 28.53	5.29 0.00 5.29 33.82	33.82
91282CDB4	UNITED STATES TREASURY 0.625 10/15/2024	10/14/2021 10/15/2021 200,000.00	199,999.37 0.00 0.00 199,999.80	474.73 0.00 577.19 102.46	0.43 0.00 0.43 102.89	102.89
91282CDF5	UNITED STATES TREASURY 1.375 10/31/2028	06/26/2024 06/27/2024 250,000.00	221,687.53 0.00 0.00 222,245.96	1,158.29 0.00 1,438.52 280.23	558.43 0.00 558.43 838.66	838.66
91282CDH1	UNITED STATES TREASURY 0.75 11/15/2024	11/10/2021 11/15/2021 200,000.00	199,980.22 0.00 0.00 199,988.13	444.29 0.00 566.58 122.28	7.91 0.00 7.91 130.19	130.19
91282CDN8	UNITED STATES TREASURY 1.0 12/15/2024	02/01/2022 02/02/2022 200,000.00	199,787.68 0.00 0.00 199,848.34	426.23 0.00 590.16 163.93	60.66 0.00 60.66 224.60	224.60
91282CEF4	UNITED STATES TREASURY 2.5 03/31/2027	12/12/2022 12/13/2022 200,000.00	193,416.86 0.00 0.00 193,626.74	2,103.83 2,500.00 13.74 409.91	209.88 0.00 209.88 619.79	619.79
91282CEW7	UNITED STATES TREASURY 3.25 06/30/2027	12/29/2022 12/30/2022 250,000.00	245,074.42 0.00 0.00 245,217.60	1,390.96 0.00 2,053.33 662.36	143.19 0.00 143.19 805.55	805.55
91282CFH9	UNITED STATES TREASURY 3.125 08/31/2027	01/20/2023 01/23/2023 250,000.00	246,790.47 0.00 0.00 246,878.49	21.58 3,906.25 669.03 4,553.69	88.01 0.00 88.01 4,641.71	4,641.71
91282CFJ5	UNITED STATES TREASURY 3.125 08/31/2029	09/12/2024 09/13/2024 250,000.00	0.00 245,546.88 0.00 245,591.09	0.00 (280.56) 669.03 388.47	44.21 0.00 44.21 432.68	432.68

INCOME EARNED



Vallejo Flood & Wastewater District Cons | Account #10761 | As of September 30, 2024

Cusip	Security Description	Trade Date Settle Date Units	Book Value: Begin Book Value: Acq Book Value: Disp Book Value: End	Prior Accrued Inc. Received Ending Accrued Total Interest	Accr. Of Discount Amort. Of Premium Net Accret/Amort Income Earned	Total Income
91282CFM8	UNITED STATES TREASURY 4.125 09/30/2027	08/16/2023 08/17/2023 250,000.00	247,243.09 0.00 0.00 247,316.68	4,339.14 5,156.25 28.33 845.44	73.58 0.00 73.58 919.02	919.02
91282CJT9	UNITED STATES TREASURY 4.0 01/15/2027	01/22/2024 01/23/2024 250,000.00	249,308.20 0.00 0.00 249,332.17	1,304.35 0.00 2,119.57 815.22	23.97 0.00 23.97 839.18	839.18
91282CJW2	UNITED STATES TREASURY 4.0 01/31/2029	03/25/2024 03/26/2024 250,000.00	247,555.42 0.00 0.00 247,600.89	869.57 0.00 1,684.78 815.22	45.47 0.00 45.47 860.68	860.68
91282CLC3	UNITED STATES TREASURY 4.0 07/31/2029	07/30/2024 07/31/2024 200,000.00	199,432.01 0.00 0.00 199,441.51	695.65 0.00 1,347.83 652.17	9.50 0.00 9.50 661.67	661.67
91324PEH1	UNITEDHEALTH GROUP INC 4.0 05/15/2029	07/24/2024 07/25/2024 150,000.00	145,477.10 0.00 0.00 145,556.12	1,766.67 0.00 2,266.67 500.00	79.03 0.00 79.03 579.03	579.03
Total Fixed Income			28,532,374.15 700,728.62 (6,285,397.78) 23,005,160.78	99,173.27 59,387.83 84,930.83 45,145.39	58,085.32 (629.54) 57,455.79 102,601.18	102,601.18
LAIF						
90LAIF\$00	Local Agency Investment Fund State Pool	5,178,787.05	5,178,787.05 0.00 0.00 5,178,787.05	0.00 0.00 0.00 0.00	0.00 0.00 0.00 0.00	0.00
Total LAIF			5,178,787.05	0.00	0.00	0.00

INCOME EARNED



Vallejo Flood & Wastewater District Cons | Account #10761 | As of September 30, 2024

Cusip	Security Description	Trade Date Settle Date Units	Book Value: Begin Book Value: Acq Book Value: Disp Book Value: End	Prior Accrued Inc. Received Ending Accrued Total Interest	Accr. Of Discount Amort. Of Premium Net Accret/Amort Income Earned	Total Income
			43,088,782.62	99,173.27	83,000.60	
			19,602,947.79	80,979.43	(629.54)	
			(22,650,839.33)	84,930.83	82,371.06	
TOTAL PORTFOLIO		40,114,251.82	39,878,032.80	66,736.99	149,108.05	149,108.05

CASH FLOW REPORT



Vallejo Flood & Wastewater District Cons | Account #10761 | As of September 30, 2024

Payment Date	Transaction Type	CUSIP	Quantity	Security Description	Principal Amount	Income	Total Amount
OCTOBER 2024							
10/01/2024	Dividend		0.00		19,486.43		19,486.43
10/01/2024	Dividend	31846V203	0.00		975.17		975.17
10/01/2024	Dividend	31846V203	0.00		14,213.16		14,213.16
10/01/2024	Coupon	46625HQW3	0.00	JPMORGAN CHASE & CO 3.3 04/01/2026		2,887.50	2,887.50
10/01/2024	Maturity	912797LK1	(2,000,000.00)	UNITED STATES TREASURY 10/01/2024	2,000,000.00		2,000,000.00
10/10/2024	Coupon	3133ERAK7	250,000.00	FEDERAL FARM CREDIT BANKS FUNDING CORP 4.375 04/10/2029		5,468.75	5,468.75
10/10/2024	Final Maturity	912797KT3	3,000,000.00	UNITED STATES TREASURY 10/10/2024	3,000,000.00		3,000,000.00
10/15/2024	Coupon	161571HT4	145,000.00	CHAIT 2023-1 A 5.16 09/15/2028		623.50	623.50
10/15/2024	Coupon	44934KAC8	4,934.63	HART 2021-B A3 0.38 01/15/2026		2.55	2.55
10/15/2024	Principal Paydown	44934KAC8	4,934.63	HART 2021-B A3 0.38 01/15/2026	3,398.10		3,398.10
10/15/2024	Coupon	47787JAC2	19,183.64	JDOT 2022 A3 0.36 09/15/2026		36.33	36.33
10/15/2024	Principal Paydown	47787JAC2	19,183.64	JDOT 2022 A3 0.36 09/15/2026	2,128.54		2,128.54
10/15/2024	Coupon	47788UAC6	183.73	JDOT 2021 A3 0.36 09/15/2025		0.06	0.06
10/15/2024	Effective Maturity	47788UAC6	183.73	JDOT 2021 A3 0.36 09/15/2025	183.73		183.73
10/15/2024	Coupon	47789QAC4	9,544.85	JDOT 2021-B A3 0.52 03/16/2026		4.14	4.14
10/15/2024	Principal Paydown	47789QAC4	9,544.85	JDOT 2021-B A3 0.52 03/16/2026	1,235.76		1,235.76
10/15/2024	Coupon	47800RAD5	35,000.00	JDOT 2024 A3 4.96 11/15/2028		144.67	144.67
10/15/2024	Coupon	58769GAD5	55,000.00	MBALT 2024-B A3 4.23 02/15/2028		129.25	129.25
10/15/2024	Coupon	58770AAC7	44,373.16	MBART 2023-1 A3 4.51 11/15/2027		167.93	167.93
10/15/2024	Principal Paydown	58770AAC7	44,373.16	MBART 2023-1 A3 4.51 11/15/2027	2,456.05		2,456.05
10/15/2024	Coupon	87612EBL9	125,000.00	TARGET CORP 2.25 04/15/2025		1,406.25	1,406.25
10/15/2024	Coupon	89238DAD0	75,000.00	TAOT 2024-A A3 4.83 10/16/2028		301.88	301.88
10/15/2024	Coupon	89238JAC9	8,633.52	TAOT 2021-D A3 0.71 04/15/2026		5.07	5.07
10/15/2024	Principal Paydown	89238JAC9	8,633.52	TAOT 2021-D A3 0.71 04/15/2026	1,263.32		1,263.32
10/15/2024	Dividend	90LAIF\$00	5,178,787.05	Local Agency Investment Fund State Pool	19,630.99		19,630.99
10/15/2024	Coupon	91282CDB4	200,000.00	UNITED STATES TREASURY 0.625 10/15/2024		625.00	625.00
10/15/2024	Final Maturity	91282CDB4	200,000.00	UNITED STATES TREASURY 0.625 10/15/2024	200,000.00		200,000.00
10/16/2024	Coupon	362554AC1	8,151.24	GMCAR 2021-4 A3 0.68 09/16/2026		4.76	4.76
10/16/2024	Principal Paydown	362554AC1	8,151.24	GMCAR 2021-4 A3 0.68 09/16/2026	901.76		901.76
10/16/2024	Coupon	362583AD8	50,000.00	GMCAR 2023-2 A3 4.47 02/16/2028		186.25	186.25

CASH FLOW REPORT



Vallejo Flood & Wastewater District Cons | Account #10761 | As of September 30, 2024

Payment Date	Transaction Type	CUSIP	Quantity	Security Description	Principal Amount	Income	Total Amount
10/16/2024	Coupon	362585AC5	21,057.95	GMCAR 2022-2 A3 3.1 02/16/2027		54.05	54.05
10/16/2024	Principal Paydown	362585AC5	21,057.95	GMCAR 2022-2 A3 3.1 02/16/2027	1,720.12		1,720.12
10/16/2024	Coupon	36268GAD7	20,000.00	GMCAR 2024-1 A3 4.85 12/18/2028		80.83	80.83
10/16/2024	Coupon	45950KCR9	100,000.00	INTERNATIONAL FINANCE CORP 1.375 10/16/2024		687.50	687.50
10/16/2024	Final Maturity	45950KCR9	100,000.00	INTERNATIONAL FINANCE CORP 1.375 10/16/2024	100,000.00		100,000.00
10/17/2024	Final Maturity	912797KU0	3,000,000.00	UNITED STATES TREASURY 10/17/2024	3,000,000.00		3,000,000.00
10/18/2024	Coupon	43815EAC8	8,555.16	HAROT 2021-3 A3 0.41 11/18/2025		3.15	3.15
10/18/2024	Principal Paydown	43815EAC8	8,555.16	HAROT 2021-3 A3 0.41 11/18/2025	2,261.32		2,261.32
10/21/2024	Coupon	379929AD4	30,000.00	GMALT 2023-3 A3 5.38 11/20/2026		134.50	134.50
10/21/2024	Coupon	438123AC5	45,000.00	HAROT 2023-4 A3 5.67 06/21/2028		212.63	212.63
10/21/2024	Coupon	43815GAC3	9,504.89	HAROT 2021-4 A3 0.88 01/21/2026		6.97	6.97
10/21/2024	Principal Paydown	43815GAC3	9,504.89	HAROT 2021-4 A3 0.88 01/21/2026	1,321.49		1,321.49
10/21/2024	Coupon	43815JAC7	35,000.00	HAROT 2023-1 A3 5.04 04/21/2027		147.00	147.00
10/22/2024	Final Maturity	912797LU9	2,000,000.00	UNITED STATES TREASURY 10/22/2024	2,000,000.00		2,000,000.00
10/25/2024	Coupon	05593AAC3	11,719.28	BMWLT 2023-1 A3 5.16 11/25/2025		50.39	50.39
10/25/2024	Principal Paydown	05593AAC3	11,719.28	BMWLT 2023-1 A3 5.16 11/25/2025	2,461.78		2,461.78
10/25/2024	Coupon	05602RAD3	16,360.95	BMWOT 2022-A A3 3.21 08/25/2026		43.77	43.77
10/25/2024	Principal Paydown	05602RAD3	16,360.95	BMWOT 2022-A A3 3.21 08/25/2026	1,653.34		1,653.34
10/25/2024	Coupon	3137BKRJ1	98,926.01	FHMS K-047 A2 3.329 05/25/2025		274.44	274.44
10/25/2024	Coupon	3137BNGT5	250,000.00	FHMS K-054 A2 2.745 01/25/2026		571.88	571.88
10/25/2024	Coupon	3137BVZ82	100,000.00	FHMS K-063 A2 3.43 01/25/2027		285.83	285.83
10/25/2024	Coupon	3137FBBX3	125,000.00	FHMS K-068 A2 3.244 08/25/2027		337.92	337.92
10/25/2024	Coupon	3137FBU79	134,526.08	FHMS K-069 A2 3.187 09/25/2027		357.28	357.28
10/25/2024	Coupon	3137FETN0	135,000.00	FHMS K-073 A2 3.35 01/25/2028		376.88	376.88
10/30/2024	Coupon	713448CT3	150,000.00	PEPSICO INC 2.75 04/30/2025		2,062.50	2,062.50
10/31/2024	Final Maturity	912797HE0	3,000,000.00	UNITED STATES TREASURY 10/31/2024	3,000,000.00		3,000,000.00
10/31/2024	Coupon	9128285J5	250,000.00	UNITED STATES TREASURY 3.0 10/31/2025		3,750.00	3,750.00
10/31/2024	Coupon	9128286S4	250,000.00	UNITED STATES TREASURY 2.375 04/30/2026		2,968.75	2,968.75
10/31/2024	Coupon	912828ZL7	200,000.00	UNITED STATES TREASURY 0.375 04/30/2025		375.00	375.00
10/31/2024	Coupon	91282CDF5	250,000.00	UNITED STATES TREASURY 1.375 10/31/2028		1,718.75	1,718.75

CASH FLOW REPORT



Vallejo Flood & Wastewater District Cons | Account #10761 | As of September 30, 2024

Payment Date	Transaction Type	CUSIP	Quantity	Security Description	Principal Amount	Income	Total Amount
October 2024							
Total					13,375,291.05	26,493.90	13,401,784.95
NOVEMBER 2024							
11/01/2024	Coupon	06367WB85	125,000.00	BANK OF MONTREAL 1.85 05/01/2025		1,156.25	1,156.25
11/01/2024	Coupon	78015K7C2	150,000.00	ROYAL BANK OF CANADA 2.25 11/01/2024		1,687.50	1,687.50
11/01/2024	Final Maturity	78015K7C2	150,000.00	ROYAL BANK OF CANADA 2.25 11/01/2024	150,000.00		150,000.00
11/04/2024	Coupon	00440EAV9	150,000.00	CHUBB INA HOLDINGS LLC 3.35 05/03/2026		2,512.50	2,512.50
11/04/2024	Coupon	594918BJ2	150,000.00	MICROSOFT CORP 3.125 11/03/2025		2,343.75	2,343.75
11/05/2024	Final Maturity	912797MA2	2,000,000.00	UNITED STATES TREASURY 11/05/2024	2,000,000.00		2,000,000.00
11/12/2024	Coupon	665859AW4	150,000.00	NORTHERN TRUST CORP 4.0 05/10/2027		3,000.00	3,000.00
11/15/2024	Coupon	161571HT4	145,000.00	CHAIT 2023-1 A 5.16 09/15/2028		623.50	623.50
11/15/2024	Coupon	44934KAC8	4,934.63	HART 2021-B A3 0.38 01/15/2026		0.88	0.88
11/15/2024	Effective Maturity	44934KAC8	4,934.63	HART 2021-B A3 0.38 01/15/2026	1,784.24		1,784.24
11/15/2024	Coupon	47787JAC2	19,183.64	JDOT 2022 A3 0.36 09/15/2026		32.22	32.22
11/15/2024	Principal Paydown	47787JAC2	19,183.64	JDOT 2022 A3 0.36 09/15/2026	2,282.09		2,282.09
11/15/2024	Coupon	47789QAC4	9,544.85	JDOT 2021-B A3 0.52 03/16/2026		3.61	3.61
11/15/2024	Principal Paydown	47789QAC4	9,544.85	JDOT 2021-B A3 0.52 03/16/2026	1,464.22		1,464.22
11/15/2024	Coupon	47800RAD5	35,000.00	JDOT 2024 A3 4.96 11/15/2028		144.67	144.67
11/15/2024	Coupon	58769GAD5	55,000.00	MBALT 2024-B A3 4.23 02/15/2028		193.88	193.88
11/15/2024	Coupon	58770AAC7	44,373.16	MBART 2023-1 A3 4.51 11/15/2027		158.70	158.70
11/15/2024	Principal Paydown	58770AAC7	44,373.16	MBART 2023-1 A3 4.51 11/15/2027	2,390.03		2,390.03
11/15/2024	Coupon	89238DAD0	75,000.00	TAOT 2024-A A3 4.83 10/16/2028		301.88	301.88
11/15/2024	Coupon	89238JAC9	8,633.52	TAOT 2021-D A3 0.71 04/15/2026		4.33	4.33
11/15/2024	Principal Paydown	89238JAC9	8,633.52	TAOT 2021-D A3 0.71 04/15/2026	1,227.17		1,227.17
11/15/2024	Coupon	9128283F5	200,000.00	UNITED STATES TREASURY 2.25 11/15/2027		2,250.00	2,250.00
11/15/2024	Coupon	9128285M8	250,000.00	UNITED STATES TREASURY 3.125 11/15/2028		3,906.25	3,906.25
11/15/2024	Coupon	9128286T2	250,000.00	UNITED STATES TREASURY 2.375 05/15/2029		2,968.75	2,968.75
11/15/2024	Coupon	912828M56	200,000.00	UNITED STATES TREASURY 2.25 11/15/2025		2,250.00	2,250.00
11/15/2024	Coupon	912828U24	250,000.00	UNITED STATES TREASURY 2.0 11/15/2026		2,500.00	2,500.00
11/15/2024	Coupon	91282CDH1	200,000.00	UNITED STATES TREASURY 0.75 11/15/2024		750.00	750.00
11/15/2024	Final Maturity	91282CDH1	200,000.00	UNITED STATES TREASURY 0.75 11/15/2024	200,000.00		200,000.00
11/15/2024	Coupon	91324PEH1	150,000.00	UNITEDHEALTH GROUP INC 4.0 05/15/2029		3,000.00	3,000.00

CASH FLOW REPORT



Vallejo Flood & Wastewater District Cons | Account #10761 | As of September 30, 2024

Payment Date	Transaction Type	CUSIP	Quantity	Security Description	Principal Amount	Income	Total Amount
11/18/2024	Coupon	362554AC1	8,151.24	GMCAR 2021-4 A3 0.68 09/16/2026		4.25	4.25
11/18/2024	Principal Paydown	362554AC1	8,151.24	GMCAR 2021-4 A3 0.68 09/16/2026	881.06		881.06
11/18/2024	Coupon	362583AD8	50,000.00	GMCAR 2023-2 A3 4.47 02/16/2028		186.25	186.25
11/18/2024	Coupon	362585AC5	21,057.95	GMCAR 2022-2 A3 3.1 02/16/2027		49.61	49.61
11/18/2024	Principal Paydown	362585AC5	21,057.95	GMCAR 2022-2 A3 3.1 02/16/2027	1,653.03		1,653.03
11/18/2024	Coupon	36268GAD7	20,000.00	GMCAR 2024-1 A3 4.85 12/18/2028		80.83	80.83
11/18/2024	Coupon	43815EAC8	8,555.16	HAROT 2021-3 A3 0.41 11/18/2025		2.38	2.38
11/18/2024	Principal Paydown	43815EAC8	8,555.16	HAROT 2021-3 A3 0.41 11/18/2025	2,205.86		2,205.86
11/20/2024	Coupon	379929AD4	30,000.00	GMALT 2023-3 A3 5.38 11/20/2026		134.50	134.50
11/21/2024	Coupon	438123AC5	45,000.00	HAROT 2023-4 A3 5.67 06/21/2028		212.63	212.63
11/21/2024	Coupon	43815GAC3	9,504.89	HAROT 2021-4 A3 0.88 01/21/2026		6.00	6.00
11/21/2024	Principal Paydown	43815GAC3	9,504.89	HAROT 2021-4 A3 0.88 01/21/2026	1,290.21		1,290.21
11/21/2024	Coupon	43815JAC7	35,000.00	HAROT 2023-1 A3 5.04 04/21/2027		147.00	147.00
11/25/2024	Coupon	05593AAC3	11,719.28	BMWLT 2023-1 A3 5.16 11/25/2025		39.81	39.81
11/25/2024	Principal Paydown	05593AAC3	11,719.28	BMWLT 2023-1 A3 5.16 11/25/2025	2,605.60		2,605.60
11/25/2024	Coupon	05602RAD3	16,360.95	BMWOT 2022-A A3 3.21 08/25/2026		39.34	39.34
11/25/2024	Principal Paydown	05602RAD3	16,360.95	BMWOT 2022-A A3 3.21 08/25/2026	1,604.34		1,604.34
11/25/2024	Coupon	3137BKRJ1	98,926.01	FHMS K-047 A2 3.329 05/25/2025		273.85	273.85
11/25/2024	Principal Paydown	3137BKRJ1	98,926.01	FHMS K-047 A2 3.329 05/25/2025	200.14		200.14
11/25/2024	Coupon	3137BNGT5	250,000.00	FHMS K-054 A2 2.745 01/25/2026		571.88	571.88
11/25/2024	Coupon	3137BVZ82	100,000.00	FHMS K-063 A2 3.43 01/25/2027		285.83	285.83
11/25/2024	Coupon	3137FBBX3	125,000.00	FHMS K-068 A2 3.244 08/25/2027		337.92	337.92
11/25/2024	Coupon	3137FBU79	134,526.08	FHMS K-069 A2 3.187 09/25/2027		356.67	356.67
11/25/2024	Principal Paydown	3137FBU79	134,526.08	FHMS K-069 A2 3.187 09/25/2027	214.71		214.71
11/25/2024	Coupon	3137FETN0	135,000.00	FHMS K-073 A2 3.35 01/25/2028		376.88	376.88
November 2024							
Total					2,369,802.71	32,894.27	2,402,696.98
DECEMBER 2024							
12/02/2024	Coupon	023135CN4	100,000.00	AMAZON.COM INC 4.6 12/01/2025		2,300.00	2,300.00
12/09/2024	Coupon	3130AWC24	250,000.00	FEDERAL HOME LOAN BANKS 4.0 06/09/2028		5,000.00	5,000.00
12/09/2024	Coupon	3130B1BC0	250,000.00	FEDERAL HOME LOAN BANKS 4.625 06/08/2029		6,905.38	6,905.38

CASH FLOW REPORT



Vallejo Flood & Wastewater District Cons | Account #10761 | As of September 30, 2024

Payment Date	Transaction Type	CUSIP	Quantity	Security Description	Principal Amount	Income	Total Amount
12/16/2024	Coupon	161571HT4	145,000.00	CHAIT 2023-1 A 5.16 09/15/2028		623.50	623.50
12/16/2024	Coupon	362554AC1	8,151.24	GMCAR 2021-4 A3 0.68 09/16/2026		3.75	3.75
12/16/2024	Principal Paydown	362554AC1	8,151.24	GMCAR 2021-4 A3 0.68 09/16/2026	839.31		839.31
12/16/2024	Coupon	362583AD8	50,000.00	GMCAR 2023-2 A3 4.47 02/16/2028		186.25	186.25
12/16/2024	Coupon	362585AC5	21,057.95	GMCAR 2022-2 A3 3.1 02/16/2027		45.34	45.34
12/16/2024	Principal Paydown	362585AC5	21,057.95	GMCAR 2022-2 A3 3.1 02/16/2027	1,545.94		1,545.94
12/16/2024	Coupon	36268GAD7	20,000.00	GMCAR 2024-1 A3 4.85 12/18/2028		80.83	80.83
12/16/2024	Coupon	47787JAC2	19,183.64	JDOT 2022 A3 0.36 09/15/2026		27.81	27.81
12/16/2024	Principal Paydown	47787JAC2	19,183.64	JDOT 2022 A3 0.36 09/15/2026	1,628.13		1,628.13
12/16/2024	Coupon	47789QAC4	9,544.85	JDOT 2021-B A3 0.52 03/16/2026		2.97	2.97
12/16/2024	Principal Paydown	47789QAC4	9,544.85	JDOT 2021-B A3 0.52 03/16/2026	1,042.10		1,042.10
12/16/2024	Coupon	47800RAD5	35,000.00	JDOT 2024 A3 4.96 11/15/2028		144.67	144.67
12/16/2024	Coupon	58769GAD5	55,000.00	MBALT 2024-B A3 4.23 02/15/2028		193.88	193.88
12/16/2024	Coupon	58770AAC7	44,373.16	MBART 2023-1 A3 4.51 11/15/2027		149.72	149.72
12/16/2024	Principal Paydown	58770AAC7	44,373.16	MBART 2023-1 A3 4.51 11/15/2027	2,245.23		2,245.23
12/16/2024	Coupon	89238DAD0	75,000.00	TAOT 2024-A A3 4.83 10/16/2028		301.88	301.88
12/16/2024	Coupon	89238JAC9	8,633.52	TAOT 2021-D A3 0.71 04/15/2026		3.60	3.60
12/16/2024	Principal Paydown	89238JAC9	8,633.52	TAOT 2021-D A3 0.71 04/15/2026	1,118.34		1,118.34
12/16/2024	Coupon	91282CDN8	200,000.00	UNITED STATES TREASURY 1.0 12/15/2024		1,000.00	1,000.00
12/16/2024	Final Maturity	91282CDN8	200,000.00	UNITED STATES TREASURY 1.0 12/15/2024	200,000.00		200,000.00
12/18/2024	Coupon	43815EAC8	8,555.16	HAROT 2021-3 A3 0.41 11/18/2025		1.62	1.62
12/18/2024	Principal Paydown	43815EAC8	8,555.16	HAROT 2021-3 A3 0.41 11/18/2025	2,118.02		2,118.02
12/20/2024	Coupon	379929AD4	30,000.00	GMALT 2023-3 A3 5.38 11/20/2026		134.50	134.50
12/23/2024	Coupon	438123AC5	45,000.00	HAROT 2023-4 A3 5.67 06/21/2028		212.63	212.63
12/23/2024	Coupon	43815GAC3	9,504.89	HAROT 2021-4 A3 0.88 01/21/2026		5.06	5.06
12/23/2024	Principal Paydown	43815GAC3	9,504.89	HAROT 2021-4 A3 0.88 01/21/2026	1,232.35		1,232.35
12/23/2024	Coupon	43815JAC7	35,000.00	HAROT 2023-1 A3 5.04 04/21/2027		147.00	147.00
12/23/2024	Principal Paydown	43815JAC7	35,000.00	HAROT 2023-1 A3 5.04 04/21/2027	1,617.41		1,617.41
12/25/2024	Coupon	05593AAC3	11,719.28	BMWLT 2023-1 A3 5.16 11/25/2025		28.60	28.60
12/25/2024	Principal Paydown	05593AAC3	11,719.28	BMWLT 2023-1 A3 5.16 11/25/2025	2,680.16		2,680.16
12/25/2024	Coupon	05602RAD3	16,360.95	BMWOT 2022-A A3 3.21 08/25/2026		35.05	35.05
12/25/2024	Principal Paydown	05602RAD3	16,360.95	BMWOT 2022-A A3 3.21 08/25/2026	1,520.07		1,520.07

CASH FLOW REPORT



Vallejo Flood & Wastewater District Cons | Account #10761 | As of September 30, 2024

Payment Date	Transaction Type	CUSIP	Quantity	Security Description	Principal Amount	Income	Total Amount
12/25/2024	Coupon	3137BKRJ1	98,926.01	FHMS K-047 A2 3.329 05/25/2025		273.30	273.30
12/25/2024	Principal Paydown	3137BKRJ1	98,926.01	FHMS K-047 A2 3.329 05/25/2025	211.06		211.06
12/25/2024	Coupon	3137BNGT5	250,000.00	FHMS K-054 A2 2.745 01/25/2026		571.88	571.88
12/25/2024	Coupon	3137BVZ82	100,000.00	FHMS K-063 A2 3.43 01/25/2027		285.83	285.83
12/25/2024	Coupon	3137FBBX3	125,000.00	FHMS K-068 A2 3.244 08/25/2027		337.92	337.92
12/25/2024	Coupon	3137FBU79	134,526.08	FHMS K-069 A2 3.187 09/25/2027		356.10	356.10
12/25/2024	Principal Paydown	3137FBU79	134,526.08	FHMS K-069 A2 3.187 09/25/2027	230.11		230.11
12/25/2024	Coupon	3137FETN0	135,000.00	FHMS K-073 A2 3.35 01/25/2028		376.88	376.88
12/30/2024	Coupon	3133EN5E6	250,000.00	FEDERAL FARM CREDIT BANKS FUNDING CORP 4.0 12/29/2025		5,000.00	5,000.00
12/31/2024	Coupon	91282CEW7	250,000.00	UNITED STATES TREASURY 3.25 06/30/2027		4,062.50	4,062.50
December 2024 Total					218,028.22	28,798.43	246,826.65
JANUARY 2025							
01/08/2025	Coupon	3133EPVP7	250,000.00	FEDERAL FARM CREDIT BANKS FUNDING CORP 4.75 07/08/2026		5,937.50	5,937.50
01/15/2025	Coupon	161571HT4	145,000.00	CHAIT 2023-1 A 5.16 09/15/2028		623.50	623.50
01/15/2025	Coupon	47787JAC2	19,183.64	JDOT 2022 A3 0.36 09/15/2026		24.66	24.66
01/15/2025	Principal Paydown	47787JAC2	19,183.64	JDOT 2022 A3 0.36 09/15/2026	1,909.90		1,909.90
01/15/2025	Coupon	47789QAC4	9,544.85	JDOT 2021-B A3 0.52 03/16/2026		2.52	2.52
01/15/2025	Principal Paydown	47789QAC4	9,544.85	JDOT 2021-B A3 0.52 03/16/2026	1,880.48		1,880.48
01/15/2025	Coupon	47800RAD5	35,000.00	JDOT 2024 A3 4.96 11/15/2028		144.67	144.67
01/15/2025	Coupon	57636QBA1	150,000.00	MASTERCARD INC 4.1 01/15/2028		2,220.83	2,220.83
01/15/2025	Coupon	58769GAD5	55,000.00	MBALT 2024-B A3 4.23 02/15/2028		193.88	193.88
01/15/2025	Coupon	58770AAC7	44,373.16	MBART 2023-1 A3 4.51 11/15/2027		141.28	141.28
01/15/2025	Principal Paydown	58770AAC7	44,373.16	MBART 2023-1 A3 4.51 11/15/2027	2,193.04		2,193.04
01/15/2025	Coupon	89238DAD0	75,000.00	TAOT 2024-A A3 4.83 10/16/2028		301.88	301.88
01/15/2025	Coupon	89238JAC9	8,633.52	TAOT 2021-D A3 0.71 04/15/2026		2.94	2.94
01/15/2025	Principal Paydown	89238JAC9	8,633.52	TAOT 2021-D A3 0.71 04/15/2026	1,088.08		1,088.08
01/15/2025	Coupon	91282CJT9	250,000.00	UNITED STATES TREASURY 4.0 01/15/2027		5,000.00	5,000.00
01/16/2025	Coupon	362554AC1	8,151.24	GMCAR 2021-4 A3 0.68 09/16/2026		3.28	3.28
01/16/2025	Principal Paydown	362554AC1	8,151.24	GMCAR 2021-4 A3 0.68 09/16/2026	823.42		823.42

CASH FLOW REPORT



Vallejo Flood & Wastewater District Cons | Account #10761 | As of September 30, 2024

Payment Date	Transaction Type	CUSIP	Quantity	Security Description	Principal Amount	Income	Total Amount
01/16/2025	Coupon	362583AD8	50,000.00	GMCAR 2023-2 A3 4.47 02/16/2028		186.25	186.25
01/16/2025	Coupon	362585AC5	21,057.95	GMCAR 2022-2 A3 3.1 02/16/2027		41.34	41.34
01/16/2025	Principal Paydown	362585AC5	21,057.95	GMCAR 2022-2 A3 3.1 02/16/2027	1,505.28		1,505.28
01/16/2025	Coupon	36268GAD7	20,000.00	GMCAR 2024-1 A3 4.85 12/18/2028		80.83	80.83
01/20/2025	Coupon	379929AD4	30,000.00	GMALT 2023-3 A3 5.38 11/20/2026		134.50	134.50
01/20/2025	Coupon	43815EAC8	8,555.16	HAROT 2021-3 A3 0.41 11/18/2025		0.90	0.90
01/20/2025	Principal Paydown	43815EAC8	8,555.16	HAROT 2021-3 A3 0.41 11/18/2025	2,072.82		2,072.82
01/21/2025	Coupon	438123AC5	45,000.00	HAROT 2023-4 A3 5.67 06/21/2028		212.63	212.63
01/21/2025	Coupon	43815GAC3	9,504.89	HAROT 2021-4 A3 0.88 01/21/2026		4.15	4.15
01/21/2025	Principal Paydown	43815GAC3	9,504.89	HAROT 2021-4 A3 0.88 01/21/2026	1,204.22		1,204.22
01/21/2025	Coupon	43815JAC7	35,000.00	HAROT 2023-1 A3 5.04 04/21/2027		140.21	140.21
01/21/2025	Principal Paydown	43815JAC7	35,000.00	HAROT 2023-1 A3 5.04 04/21/2027	2,259.60		2,259.60
01/27/2025	Coupon	05593AAC3	11,719.28	BMWLT 2023-1 A3 5.16 11/25/2025		17.08	17.08
01/27/2025	Principal Paydown	05593AAC3	11,719.28	BMWLT 2023-1 A3 5.16 11/25/2025	2,539.09		2,539.09
01/27/2025	Coupon	05602RAD3	16,360.95	BMWOT 2022-A A3 3.21 08/25/2026		30.99	30.99
01/27/2025	Principal Paydown	05602RAD3	16,360.95	BMWOT 2022-A A3 3.21 08/25/2026	1,481.01		1,481.01
01/27/2025	Coupon	3137BKRJ1	98,926.01	FHMS K-047 A2 3.329 05/25/2025		272.71	272.71
01/27/2025	Principal Paydown	3137BKRJ1	98,926.01	FHMS K-047 A2 3.329 05/25/2025	1,682.24		1,682.24
01/27/2025	Coupon	3137BNGT5	250,000.00	FHMS K-054 A2 2.745 01/25/2026		571.88	571.88
01/27/2025	Principal Paydown	3137BNGT5	250,000.00	FHMS K-054 A2 2.745 01/25/2026	6,062.60		6,062.60
01/27/2025	Coupon	3137BVZ82	100,000.00	FHMS K-063 A2 3.43 01/25/2027		285.83	285.83
01/27/2025	Coupon	3137FBBX3	125,000.00	FHMS K-068 A2 3.244 08/25/2027		337.92	337.92
01/27/2025	Coupon	3137FBU79	134,526.08	FHMS K-069 A2 3.187 09/25/2027		355.49	355.49
01/27/2025	Principal Paydown	3137FBU79	134,526.08	FHMS K-069 A2 3.187 09/25/2027	216.16		216.16
01/27/2025	Coupon	3137FETN0	135,000.00	FHMS K-073 A2 3.35 01/25/2028		376.88	376.88
01/30/2025	Coupon	3133EPZY4	250,000.00	FEDERAL FARM CREDIT BANKS FUNDING CORP 5.0 07/30/2026		6,250.00	6,250.00
01/31/2025	Coupon	912828Z52	200,000.00	UNITED STATES TREASURY 1.375 01/31/2025		1,375.00	1,375.00
01/31/2025	Final Maturity	912828Z52	200,000.00	UNITED STATES TREASURY 1.375 01/31/2025	200,000.00		200,000.00
01/31/2025	Coupon	91282CJW2	250,000.00	UNITED STATES TREASURY 4.0 01/31/2029		5,000.00	5,000.00
01/31/2025	Coupon	91282CLC3	200,000.00	UNITED STATES TREASURY 4.0 07/31/2029		4,000.00	4,000.00
January 2025 Total					226,917.93	34,271.51	261,189.43

CASH FLOW REPORT



Vallejo Flood & Wastewater District Cons | Account #10761 | As of September 30, 2024

Payment Date	Transaction Type	CUSIP	Quantity	Security Description	Principal Amount	Income	Total Amount
FEBRUARY 2025							
02/03/2025	Coupon	06406RBN6	125,000.00	BANK OF NEW YORK MELLON CORP 4.543 02/01/2029		2,839.38	2,839.38
02/06/2025	Coupon	857477BR3	35,000.00	STATE STREET CORP 1.746 02/06/2026		305.55	305.55
02/06/2025	Effective Maturity	857477BR3	35,000.00	STATE STREET CORP 1.746 02/06/2026	35,000.00		35,000.00
02/10/2025	Coupon	532457CK2	150,000.00	ELI LILLY AND CO 4.5 02/09/2029		3,375.00	3,375.00
02/10/2025	Coupon	69371RS56	125,000.00	PACCAR FINANCIAL CORP 5.05 08/10/2026		3,156.25	3,156.25
02/14/2025	Coupon	3133EPSW6	270,000.00	FEDERAL FARM CREDIT BANKS FUNDING CORP 4.5 08/14/2026		6,075.00	6,075.00
02/14/2025	Coupon	89236TKX2	150,000.00	TOYOTA MOTOR CREDIT CORP 5.0 08/14/2026		3,750.00	3,750.00
02/17/2025	Coupon	161571HT4	145,000.00	CHAIT 2023-1 A 5.16 09/15/2028		623.50	623.50
02/17/2025	Coupon	362554AC1	8,151.24	GMCAR 2021-4 A3 0.68 09/16/2026		2.81	2.81
02/17/2025	Principal Paydown	362554AC1	8,151.24	GMCAR 2021-4 A3 0.68 09/16/2026	811.62		811.62
02/17/2025	Coupon	362583AD8	50,000.00	GMCAR 2023-2 A3 4.47 02/16/2028		186.25	186.25
02/17/2025	Principal Paydown	362583AD8	50,000.00	GMCAR 2023-2 A3 4.47 02/16/2028	2,696.53		2,696.53
02/17/2025	Coupon	362585AC5	21,057.95	GMCAR 2022-2 A3 3.1 02/16/2027		37.46	37.46
02/17/2025	Principal Paydown	362585AC5	21,057.95	GMCAR 2022-2 A3 3.1 02/16/2027	1,476.58		1,476.58
02/17/2025	Coupon	36268GAD7	20,000.00	GMCAR 2024-1 A3 4.85 12/18/2028		80.83	80.83
02/17/2025	Coupon	47787JAC2	19,183.64	JDOT 2022 A3 0.36 09/15/2026		20.97	20.97
02/17/2025	Principal Paydown	47787JAC2	19,183.64	JDOT 2022 A3 0.36 09/15/2026	1,444.78		1,444.78
02/17/2025	Coupon	47789QAC4	9,544.85	JDOT 2021-B A3 0.52 03/16/2026		1.71	1.71
02/17/2025	Principal Paydown	47789QAC4	9,544.85	JDOT 2021-B A3 0.52 03/16/2026	1,667.04		1,667.04
02/17/2025	Coupon	47800RAD5	35,000.00	JDOT 2024 A3 4.96 11/15/2028		144.67	144.67
02/17/2025	Coupon	58770AAC7	44,373.16	MBART 2023-1 A3 4.51 11/15/2027		133.04	133.04
02/17/2025	Principal Paydown	58770AAC7	44,373.16	MBART 2023-1 A3 4.51 11/15/2027	2,158.79		2,158.79
02/17/2025	Coupon	89238DAD0	75,000.00	TAOT 2024-A A3 4.83 10/16/2028		301.88	301.88
02/17/2025	Coupon	89238JAC9	8,633.52	TAOT 2021-D A3 0.71 04/15/2026		2.30	2.30
02/17/2025	Principal Paydown	89238JAC9	8,633.52	TAOT 2021-D A3 0.71 04/15/2026	1,066.80		1,066.80
02/18/2025	Coupon	43815EAC8	8,555.16	HAROT 2021-3 A3 0.41 11/18/2025		0.19	0.19
02/18/2025	Effective Maturity	43815EAC8	8,555.16	HAROT 2021-3 A3 0.41 11/18/2025	562.60		562.60
02/18/2025	Coupon	58769GAD5	55,000.00	MBALT 2024-B A3 4.23 02/15/2028		193.88	193.88
02/18/2025	Coupon	912828K74	200,000.00	UNITED STATES TREASURY 2.0 08/15/2025		2,000.00	2,000.00

CASH FLOW REPORT



Vallejo Flood & Wastewater District Cons | Account #10761 | As of September 30, 2024

Payment Date	Transaction Type	CUSIP	Quantity	Security Description	Principal Amount	Income	Total Amount
02/18/2025	Coupon	912828V98	250,000.00	UNITED STATES TREASURY 2.25 02/15/2027		2,812.50	2,812.50
02/20/2025	Coupon	379929AD4	30,000.00	GMALT 2023-3 A3 5.38 11/20/2026		134.50	134.50
02/21/2025	Coupon	438123AC5	45,000.00	HAROT 2023-4 A3 5.67 06/21/2028		212.63	212.63
02/21/2025	Coupon	43815GAC3	9,504.89	HAROT 2021-4 A3 0.88 01/21/2026		3.27	3.27
02/21/2025	Principal Paydown	43815GAC3	9,504.89	HAROT 2021-4 A3 0.88 01/21/2026	1,178.50		1,178.50
02/21/2025	Coupon	43815JAC7	35,000.00	HAROT 2023-1 A3 5.04 04/21/2027		130.72	130.72
02/21/2025	Principal Paydown	43815JAC7	35,000.00	HAROT 2023-1 A3 5.04 04/21/2027	2,226.20		2,226.20
02/24/2025	Coupon	037833BY5	150,000.00	APPLE INC 3.25 02/23/2026		2,437.50	2,437.50
02/25/2025	Coupon	05593AAC3	11,719.28	BMWLT 2023-1 A3 5.16 11/25/2025		6.16	6.16
02/25/2025	Effective Maturity	05593AAC3	11,719.28	BMWLT 2023-1 A3 5.16 11/25/2025	1,432.65		1,432.65
02/25/2025	Coupon	05602RAD3	16,360.95	BMWOT 2022-A A3 3.21 08/25/2026		27.02	27.02
02/25/2025	Principal Paydown	05602RAD3	16,360.95	BMWOT 2022-A A3 3.21 08/25/2026	1,356.68		1,356.68
02/25/2025	Coupon	3133ENPY0	200,000.00	FEDERAL FARM CREDIT BANKS FUNDING CORP 1.75 02/25/2025		1,750.00	1,750.00
02/25/2025	Final Maturity	3133ENPY0	200,000.00	FEDERAL FARM CREDIT BANKS FUNDING CORP 1.75 02/25/2025	200,000.00		200,000.00
02/25/2025	Coupon	3137BKRJ1	98,926.01	FHMS K-047 A2 3.329 05/25/2025		268.05	268.05
02/25/2025	Principal Paydown	3137BKRJ1	98,926.01	FHMS K-047 A2 3.329 05/25/2025	2,545.91		2,545.91
02/25/2025	Coupon	3137BNGT5	250,000.00	FHMS K-054 A2 2.745 01/25/2026		558.01	558.01
02/25/2025	Principal Paydown	3137BNGT5	250,000.00	FHMS K-054 A2 2.745 01/25/2026	438.74		438.74
02/25/2025	Coupon	3137BVZ82	100,000.00	FHMS K-063 A2 3.43 01/25/2027		285.83	285.83
02/25/2025	Coupon	3137FBBX3	125,000.00	FHMS K-068 A2 3.244 08/25/2027		337.92	337.92
02/25/2025	Coupon	3137FBU79	134,526.08	FHMS K-069 A2 3.187 09/25/2027		354.92	354.92
02/25/2025	Principal Paydown	3137FBU79	134,526.08	FHMS K-069 A2 3.187 09/25/2027	216.86		216.86
02/25/2025	Coupon	3137FETN0	135,000.00	FHMS K-073 A2 3.35 01/25/2028		376.88	376.88
02/26/2025	Coupon	17275RBQ4	75,000.00	CISCO SYSTEMS INC 4.8 02/26/2027		1,800.00	1,800.00
02/26/2025	Coupon	17275RBR2	100,000.00	CISCO SYSTEMS INC 4.85 02/26/2029		2,425.00	2,425.00
02/27/2025	Coupon	14913UAJ9	150,000.00	CATERPILLAR FINANCIAL SERVICES CORP 4.85 02/27/2029		3,637.50	3,637.50
02/28/2025	Coupon	912828YD6	250,000.00	UNITED STATES TREASURY 1.375 08/31/2026		1,718.75	1,718.75
02/28/2025	Coupon	912828ZC7	200,000.00	UNITED STATES TREASURY 1.125 02/28/2025		1,125.00	1,125.00
02/28/2025	Final Maturity	912828ZC7	200,000.00	UNITED STATES TREASURY 1.125 02/28/2025	200,000.00		200,000.00

CASH FLOW REPORT



Vallejo Flood & Wastewater District Cons | Account #10761 | As of September 30, 2024

Payment Date	Transaction Type	CUSIP	Quantity	Security Description	Principal Amount	Income	Total Amount
02/28/2025	Coupon	91282CFH9	250,000.00	UNITED STATES TREASURY 3.125 08/31/2027		3,906.25	3,906.25
02/28/2025	Coupon	91282CFJ5	250,000.00	UNITED STATES TREASURY 3.125 08/31/2029		3,906.25	3,906.25
February 2025 Total					456,280.27	51,445.28	507,725.55
MARCH 2025							
03/10/2025	Coupon	24422EXD6	150,000.00	JOHN DEERE CAPITAL CORP 5.15 09/08/2026		3,862.50	3,862.50
03/10/2025	Coupon	3130AVBD3	200,000.00	FEDERAL HOME LOAN BANKS 4.5 03/09/2029		4,500.00	4,500.00
03/10/2025	Coupon	3130AWTR1	250,000.00	FEDERAL HOME LOAN BANKS 4.375 09/08/2028		5,468.75	5,468.75
03/11/2025	Coupon	3130AWTQ3	250,000.00	FEDERAL HOME LOAN BANKS 4.625 09/11/2026		5,781.25	5,781.25
03/14/2025	Coupon	09290DAA9	175,000.00	BLACKROCK INC 4.7 03/14/2029		4,112.50	4,112.50
03/14/2025	Coupon	4581X0EF1	250,000.00	INTER-AMERICAN DEVELOPMENT BANK 3.5 09/14/2029		4,375.00	4,375.00
03/17/2025	Coupon	161571HT4	145,000.00	CHAIT 2023-1 A 5.16 09/15/2028		623.50	623.50
03/17/2025	Coupon	362554AC1	8,151.24	GMCAR 2021-4 A3 0.68 09/16/2026		2.35	2.35
03/17/2025	Principal Paydown	362554AC1	8,151.24	GMCAR 2021-4 A3 0.68 09/16/2026	790.35		790.35
03/17/2025	Coupon	362583AD8	50,000.00	GMCAR 2023-2 A3 4.47 02/16/2028		176.21	176.21
03/17/2025	Principal Paydown	362583AD8	50,000.00	GMCAR 2023-2 A3 4.47 02/16/2028	2,068.69		2,068.69
03/17/2025	Coupon	362585AC5	21,057.95	GMCAR 2022-2 A3 3.1 02/16/2027		33.64	33.64
03/17/2025	Principal Paydown	362585AC5	21,057.95	GMCAR 2022-2 A3 3.1 02/16/2027	1,373.41		1,373.41
03/17/2025	Coupon	36268GAD7	20,000.00	GMCAR 2024-1 A3 4.85 12/18/2028		80.83	80.83
03/17/2025	Coupon	47787JAC2	19,183.64	JDOT 2022 A3 0.36 09/15/2026		18.17	18.17
03/17/2025	Principal Paydown	47787JAC2	19,183.64	JDOT 2022 A3 0.36 09/15/2026	1,180.38		1,180.38
03/17/2025	Coupon	47789QAC4	9,544.85	JDOT 2021-B A3 0.52 03/16/2026		0.98	0.98
03/17/2025	Principal Paydown	47789QAC4	9,544.85	JDOT 2021-B A3 0.52 03/16/2026	1,403.14		1,403.14
03/17/2025	Coupon	47800RAD5	35,000.00	JDOT 2024 A3 4.96 11/15/2028		144.67	144.67
03/17/2025	Coupon	58769GAD5	55,000.00	MBALT 2024-B A3 4.23 02/15/2028		193.88	193.88
03/17/2025	Coupon	58770AAC7	44,373.16	MBART 2023-1 A3 4.51 11/15/2027		124.93	124.93
03/17/2025	Principal Paydown	58770AAC7	44,373.16	MBART 2023-1 A3 4.51 11/15/2027	2,084.16		2,084.16
03/17/2025	Coupon	89238DAD0	75,000.00	TAOT 2024-A A3 4.83 10/16/2028		301.88	301.88
03/17/2025	Coupon	89238JAC9	8,633.52	TAOT 2021-D A3 0.71 04/15/2026		1.66	1.66

CASH FLOW REPORT



Vallejo Flood & Wastewater District Cons | Account #10761 | As of September 30, 2024

Payment Date	Transaction Type	CUSIP	Quantity	Security Description	Principal Amount	Income	Total Amount
03/17/2025	Principal Paydown	89238JAC9	8,633.52	TAOT 2021-D A3 0.71 04/15/2026	1,034.11		1,034.11
03/20/2025	Coupon	379929AD4	30,000.00	GMALT 2023-3 A3 5.38 11/20/2026		134.50	134.50
03/20/2025	Principal Paydown	379929AD4	30,000.00	GMALT 2023-3 A3 5.38 11/20/2026	3,082.82		3,082.82
03/21/2025	Coupon	438123AC5	45,000.00	HAROT 2023-4 A3 5.67 06/21/2028		212.63	212.63
03/21/2025	Coupon	43815GAC3	9,504.89	HAROT 2021-4 A3 0.88 01/21/2026		2.40	2.40
03/21/2025	Principal Paydown	43815GAC3	9,504.89	HAROT 2021-4 A3 0.88 01/21/2026	1,142.43		1,142.43
03/21/2025	Coupon	43815JAC7	35,000.00	HAROT 2023-1 A3 5.04 04/21/2027		121.37	121.37
03/21/2025	Principal Paydown	43815JAC7	35,000.00	HAROT 2023-1 A3 5.04 04/21/2027	2,159.74		2,159.74
03/24/2025	Coupon	3133EPWK7	200,000.00	FEDERAL FARM CREDIT BANKS FUNDING CORP 4.5 09/22/2028		4,500.00	4,500.00
03/25/2025	Coupon	05602RAD3	16,360.95	BMWOT 2022-A A3 3.21 08/25/2026		23.39	23.39
03/25/2025	Principal Paydown	05602RAD3	16,360.95	BMWOT 2022-A A3 3.21 08/25/2026	1,313.46		1,313.46
03/25/2025	Coupon	3137BKRJ1	98,926.01	FHMS K-047 A2 3.329 05/25/2025		260.98	260.98
03/25/2025	Principal Paydown	3137BKRJ1	98,926.01	FHMS K-047 A2 3.329 05/25/2025	7,347.30		7,347.30
03/25/2025	Coupon	3137BNGT5	250,000.00	FHMS K-054 A2 2.745 01/25/2026		557.00	557.00
03/25/2025	Principal Paydown	3137BNGT5	250,000.00	FHMS K-054 A2 2.745 01/25/2026	6,609.66		6,609.66
03/25/2025	Coupon	3137BVZ82	100,000.00	FHMS K-063 A2 3.43 01/25/2027		285.83	285.83
03/25/2025	Coupon	3137FBBX3	125,000.00	FHMS K-068 A2 3.244 08/25/2027		337.92	337.92
03/25/2025	Coupon	3137FBU79	134,526.08	FHMS K-069 A2 3.187 09/25/2027		354.34	354.34
03/25/2025	Principal Paydown	3137FBU79	134,526.08	FHMS K-069 A2 3.187 09/25/2027	261.43		261.43
03/25/2025	Coupon	3137FETN0	135,000.00	FHMS K-073 A2 3.35 01/25/2028		376.88	376.88
03/31/2025	Coupon	437076CV2	150,000.00	HOME DEPOT INC 4.95 09/30/2026		3,712.50	3,712.50
03/31/2025	Coupon	9128285C0	250,000.00	UNITED STATES TREASURY 3.0 09/30/2025		3,750.00	3,750.00
03/31/2025	Coupon	9128286L9	250,000.00	UNITED STATES TREASURY 2.25 03/31/2026		2,812.50	2,812.50
03/31/2025	Coupon	912828ZF0	200,000.00	UNITED STATES TREASURY 0.5 03/31/2025		500.00	500.00
03/31/2025	Final Maturity	912828ZF0	200,000.00	UNITED STATES TREASURY 0.5 03/31/2025	200,000.00		200,000.00
03/31/2025	Coupon	91282CEF4	200,000.00	UNITED STATES TREASURY 2.5 03/31/2027		2,500.00	2,500.00
03/31/2025	Coupon	91282CFM8	250,000.00	UNITED STATES TREASURY 4.125 09/30/2027		5,156.25	5,156.25
March 2025 Total					231,851.09	55,401.19	287,252.28
APRIL 2025							
04/01/2025	Coupon	46625HQW3	175,000.00	JPMORGAN CHASE & CO 3.3 04/01/2026		2,887.50	2,887.50

CASH FLOW REPORT



Vallejo Flood & Wastewater District Cons | Account #10761 | As of September 30, 2024

Payment Date	Transaction Type	CUSIP	Quantity	Security Description	Principal Amount	Income	Total Amount
04/10/2025	Coupon	3133ERAK7	250,000.00	FEDERAL FARM CREDIT BANKS FUNDING CORP 4.375 04/10/2029		5,468.75	5,468.75
04/15/2025	Coupon	161571HT4	145,000.00	CHAIT 2023-1 A 5.16 09/15/2028		623.50	623.50
04/15/2025	Coupon	47787JAC2	19,183.64	JDOT 2022 A3 0.36 09/15/2026		15.89	15.89
04/15/2025	Principal Paydown	47787JAC2	19,183.64	JDOT 2022 A3 0.36 09/15/2026	1,501.00		1,501.00
04/15/2025	Coupon	47789QAC4	9,544.85	JDOT 2021-B A3 0.52 03/16/2026		0.37	0.37
04/15/2025	Effective Maturity	47789QAC4	9,544.85	JDOT 2021-B A3 0.52 03/16/2026	864.74		864.74
04/15/2025	Coupon	47800RAD5	35,000.00	JDOT 2024 A3 4.96 11/15/2028		144.67	144.67
04/15/2025	Coupon	58769GAD5	55,000.00	MBALT 2024-B A3 4.23 02/15/2028		193.88	193.88
04/15/2025	Coupon	58770AAC7	44,373.16	MBART 2023-1 A3 4.51 11/15/2027		117.09	117.09
04/15/2025	Principal Paydown	58770AAC7	44,373.16	MBART 2023-1 A3 4.51 11/15/2027	2,175.25		2,175.25
04/15/2025	Coupon	87612EBL9	125,000.00	TARGET CORP 2.25 04/15/2025		1,406.25	1,406.25
04/15/2025	Final Maturity	87612EBL9	125,000.00	TARGET CORP 2.25 04/15/2025	125,000.00		125,000.00
04/15/2025	Coupon	89238DAD0	75,000.00	TAOT 2024-A A3 4.83 10/16/2028		301.88	301.88
04/15/2025	Coupon	89238JAC9	8,633.52	TAOT 2021-D A3 0.71 04/15/2026		1.05	1.05
04/15/2025	Principal Paydown	89238JAC9	8,633.52	TAOT 2021-D A3 0.71 04/15/2026	1,047.81		1,047.81
04/16/2025	Coupon	362554AC1	8,151.24	GMCAR 2021-4 A3 0.68 09/16/2026		1.90	1.90
04/16/2025	Principal Paydown	362554AC1	8,151.24	GMCAR 2021-4 A3 0.68 09/16/2026	812.73		812.73
04/16/2025	Coupon	362583AD8	50,000.00	GMCAR 2023-2 A3 4.47 02/16/2028		168.50	168.50
04/16/2025	Principal Paydown	362583AD8	50,000.00	GMCAR 2023-2 A3 4.47 02/16/2028	2,924.64		2,924.64
04/16/2025	Coupon	362585AC5	21,057.95	GMCAR 2022-2 A3 3.1 02/16/2027		30.09	30.09
04/16/2025	Principal Paydown	362585AC5	21,057.95	GMCAR 2022-2 A3 3.1 02/16/2027	1,411.36		1,411.36
04/16/2025	Coupon	36268GAD7	20,000.00	GMCAR 2024-1 A3 4.85 12/18/2028		80.83	80.83
04/21/2025	Coupon	379929AD4	30,000.00	GMALT 2023-3 A3 5.38 11/20/2026		120.68	120.68
04/21/2025	Principal Paydown	379929AD4	30,000.00	GMALT 2023-3 A3 5.38 11/20/2026	3,116.37		3,116.37
04/21/2025	Coupon	438123AC5	45,000.00	HAROT 2023-4 A3 5.67 06/21/2028		212.63	212.63
04/21/2025	Coupon	43815GAC3	9,504.89	HAROT 2021-4 A3 0.88 01/21/2026		1.57	1.57
04/21/2025	Principal Paydown	43815GAC3	9,504.89	HAROT 2021-4 A3 0.88 01/21/2026	1,146.91		1,146.91
04/21/2025	Coupon	43815JAC7	35,000.00	HAROT 2023-1 A3 5.04 04/21/2027		112.30	112.30
04/21/2025	Principal Paydown	43815JAC7	35,000.00	HAROT 2023-1 A3 5.04 04/21/2027	2,220.36		2,220.36
04/25/2025	Coupon	05602RAD3	16,360.95	BMWOT 2022-A A3 3.21 08/25/2026		19.88	19.88
04/25/2025	Principal Paydown	05602RAD3	16,360.95	BMWOT 2022-A A3 3.21 08/25/2026	1,341.82		1,341.82

CASH FLOW REPORT



Vallejo Flood & Wastewater District Cons | Account #10761 | As of September 30, 2024

Payment Date	Transaction Type	CUSIP	Quantity	Security Description	Principal Amount	Income	Total Amount
04/25/2025	Coupon	3137BKRJ1	98,926.01	FHMS K-047 A2 3.329 05/25/2025		240.60	240.60
04/25/2025	Principal Paydown	3137BKRJ1	98,926.01	FHMS K-047 A2 3.329 05/25/2025	71,171.78		71,171.78
04/25/2025	Coupon	3137BNGT5	250,000.00	FHMS K-054 A2 2.745 01/25/2026		541.88	541.88
04/25/2025	Principal Paydown	3137BNGT5	250,000.00	FHMS K-054 A2 2.745 01/25/2026	441.35		441.35
04/25/2025	Coupon	3137BVZ82	100,000.00	FHMS K-063 A2 3.43 01/25/2027		285.83	285.83
04/25/2025	Coupon	3137FBBX3	125,000.00	FHMS K-068 A2 3.244 08/25/2027		337.92	337.92
04/25/2025	Coupon	3137FBU79	134,526.08	FHMS K-069 A2 3.187 09/25/2027		353.65	353.65
04/25/2025	Principal Paydown	3137FBU79	134,526.08	FHMS K-069 A2 3.187 09/25/2027	218.42		218.42
04/25/2025	Coupon	3137FETN0	135,000.00	FHMS K-073 A2 3.35 01/25/2028		376.88	376.88
04/30/2025	Coupon	713448CT3	150,000.00	PEPSICO INC 2.75 04/30/2025		2,062.50	2,062.50
04/30/2025	Final Maturity	713448CT3	150,000.00	PEPSICO INC 2.75 04/30/2025	150,000.00		150,000.00
04/30/2025	Coupon	9128285J5	250,000.00	UNITED STATES TREASURY 3.0 10/31/2025		3,750.00	3,750.00
04/30/2025	Coupon	9128286S4	250,000.00	UNITED STATES TREASURY 2.375 04/30/2026		2,968.75	2,968.75
04/30/2025	Coupon	912828ZL7	200,000.00	UNITED STATES TREASURY 0.375 04/30/2025		375.00	375.00
04/30/2025	Final Maturity	912828ZL7	200,000.00	UNITED STATES TREASURY 0.375 04/30/2025	200,000.00		200,000.00
04/30/2025	Coupon	91282CDF5	250,000.00	UNITED STATES TREASURY 1.375 10/31/2028		1,718.75	1,718.75
April 2025 Total					565,394.54	24,920.96	590,315.50
MAY 2025							
05/01/2025	Coupon	06367WB85	125,000.00	BANK OF MONTREAL 1.85 05/01/2025		1,156.25	1,156.25
05/01/2025	Final Maturity	06367WB85	125,000.00	BANK OF MONTREAL 1.85 05/01/2025	125,000.00		125,000.00
05/05/2025	Coupon	00440EAV9	150,000.00	CHUBB INA HOLDINGS LLC 3.35 05/03/2026		2,512.50	2,512.50
05/05/2025	Coupon	594918BJ2	150,000.00	MICROSOFT CORP 3.125 11/03/2025		2,343.75	2,343.75
05/12/2025	Coupon	665859AW4	150,000.00	NORTHERN TRUST CORP 4.0 05/10/2027		3,000.00	3,000.00
05/15/2025	Coupon	161571HT4	145,000.00	CHAIT 2023-1 A 5.16 09/15/2028		623.50	623.50
05/15/2025	Coupon	47787JAC2	19,183.64	JDOT 2022 A3 0.36 09/15/2026		12.99	12.99
05/15/2025	Principal Paydown	47787JAC2	19,183.64	JDOT 2022 A3 0.36 09/15/2026	1,377.69		1,377.69
05/15/2025	Coupon	47800RAD5	35,000.00	JDOT 2024 A3 4.96 11/15/2028		144.67	144.67
05/15/2025	Coupon	58769GAD5	55,000.00	MBALT 2024-B A3 4.23 02/15/2028		193.88	193.88
05/15/2025	Coupon	58770AAC7	44,373.16	MBART 2023-1 A3 4.51 11/15/2027		108.92	108.92
05/15/2025	Principal Paydown	58770AAC7	44,373.16	MBART 2023-1 A3 4.51 11/15/2027	2,082.22		2,082.22
05/15/2025	Coupon	89238DAD0	75,000.00	TAOT 2024-A A3 4.83 10/16/2028		301.88	301.88
05/15/2025	Coupon	89238JAC9	8,633.52	TAOT 2021-D A3 0.71 04/15/2026		0.43	0.43

CASH FLOW REPORT



Vallejo Flood & Wastewater District Cons | Account #10761 | As of September 30, 2024

Payment Date	Transaction Type	CUSIP	Quantity	Security Description	Principal Amount	Income	Total Amount
05/15/2025	Effective Maturity	89238JAC9	8,633.52	TAOT 2021-D A3 0.71 04/15/2026	731.28		731.28
05/15/2025	Coupon	9128283F5	200,000.00	UNITED STATES TREASURY 2.25 11/15/2027		2,250.00	2,250.00
05/15/2025	Coupon	9128285M8	250,000.00	UNITED STATES TREASURY 3.125 11/15/2028		3,906.25	3,906.25
05/15/2025	Coupon	9128286T2	250,000.00	UNITED STATES TREASURY 2.375 05/15/2029		2,968.75	2,968.75
05/15/2025	Coupon	912828M56	200,000.00	UNITED STATES TREASURY 2.25 11/15/2025		2,250.00	2,250.00
05/15/2025	Coupon	912828U24	250,000.00	UNITED STATES TREASURY 2.0 11/15/2026		2,500.00	2,500.00
05/15/2025	Coupon	91324PEH1	150,000.00	UNITEDHEALTH GROUP INC 4.0 05/15/2029		3,000.00	3,000.00
05/16/2025	Coupon	362554AC1	8,151.24	GMCAR 2021-4 A3 0.68 09/16/2026		1.44	1.44
05/16/2025	Principal Paydown	362554AC1	8,151.24	GMCAR 2021-4 A3 0.68 09/16/2026	786.00		786.00
05/16/2025	Coupon	362583AD8	50,000.00	GMCAR 2023-2 A3 4.47 02/16/2028		157.61	157.61
05/16/2025	Principal Paydown	362583AD8	50,000.00	GMCAR 2023-2 A3 4.47 02/16/2028	2,792.02		2,792.02
05/16/2025	Coupon	362585AC5	21,057.95	GMCAR 2022-2 A3 3.1 02/16/2027		26.45	26.45
05/16/2025	Principal Paydown	362585AC5	21,057.95	GMCAR 2022-2 A3 3.1 02/16/2027	1,349.39		1,349.39
05/16/2025	Coupon	36268GAD7	20,000.00	GMCAR 2024-1 A3 4.85 12/18/2028		80.83	80.83
05/20/2025	Coupon	379929AD4	30,000.00	GMALT 2023-3 A3 5.38 11/20/2026		106.71	106.71
05/20/2025	Principal Paydown	379929AD4	30,000.00	GMALT 2023-3 A3 5.38 11/20/2026	3,917.99		3,917.99
05/21/2025	Coupon	438123AC5	45,000.00	HAROT 2023-4 A3 5.67 06/21/2028		212.63	212.63
05/21/2025	Coupon	43815GAC3	9,504.89	HAROT 2021-4 A3 0.88 01/21/2026		0.73	0.73
05/21/2025	Effective Maturity	43815GAC3	9,504.89	HAROT 2021-4 A3 0.88 01/21/2026	988.78		988.78
05/21/2025	Coupon	43815JAC7	35,000.00	HAROT 2023-1 A3 5.04 04/21/2027		102.97	102.97
05/21/2025	Principal Paydown	43815JAC7	35,000.00	HAROT 2023-1 A3 5.04 04/21/2027	2,136.81		2,136.81
05/26/2025	Coupon	05602RAD3	16,360.95	BMWOT 2022-A A3 3.21 08/25/2026		16.29	16.29
05/26/2025	Principal Paydown	05602RAD3	16,360.95	BMWOT 2022-A A3 3.21 08/25/2026	1,248.90		1,248.90
05/26/2025	Coupon	3137BKRJ1	98,926.01	FHMS K-047 A2 3.329 05/25/2025		43.16	43.16
05/26/2025	Final Maturity	3137BKRJ1	98,926.01	FHMS K-047 A2 3.329 05/25/2025	15,556.98		15,556.98
05/26/2025	Coupon	3137BNGT5	250,000.00	FHMS K-054 A2 2.745 01/25/2026		540.87	540.87
05/26/2025	Principal Paydown	3137BNGT5	250,000.00	FHMS K-054 A2 2.745 01/25/2026	471.56		471.56
05/26/2025	Coupon	3137BVZ82	100,000.00	FHMS K-063 A2 3.43 01/25/2027		285.83	285.83
05/26/2025	Coupon	3137FBBX3	125,000.00	FHMS K-068 A2 3.244 08/25/2027		337.92	337.92
05/26/2025	Coupon	3137FBU79	134,526.08	FHMS K-069 A2 3.187 09/25/2027		353.07	353.07
05/26/2025	Principal Paydown	3137FBU79	134,526.08	FHMS K-069 A2 3.187 09/25/2027	233.69		233.69
05/26/2025	Coupon	3137FETN0	135,000.00	FHMS K-073 A2 3.35 01/25/2028		376.88	376.88

CASH FLOW REPORT



Vallejo Flood & Wastewater District Cons | Account #10761 | As of September 30, 2024

Payment Date	Transaction Type	CUSIP	Quantity	Security Description	Principal Amount	Income	Total Amount
May 2025 Total					158,673.29	29,917.13	188,590.42
JUNE 2025							
06/02/2025	Coupon	023135CN4	100,000.00	AMAZON.COM INC 4.6 12/01/2025		2,300.00	2,300.00
06/09/2025	Coupon	3130AWC24	250,000.00	FEDERAL HOME LOAN BANKS 4.0 06/09/2028		5,000.00	5,000.00
06/09/2025	Coupon	3130B1BC0	250,000.00	FEDERAL HOME LOAN BANKS 4.625 06/08/2029		5,781.25	5,781.25
06/16/2025	Coupon	161571HT4	145,000.00	CHAIT 2023-1 A 5.16 09/15/2028		623.50	623.50
06/16/2025	Coupon	362554AC1	8,151.24	GMCAR 2021-4 A3 0.68 09/16/2026		1.00	1.00
06/16/2025	Principal Paydown	362554AC1	8,151.24	GMCAR 2021-4 A3 0.68 09/16/2026	751.74		751.74
06/16/2025	Coupon	362583AD8	50,000.00	GMCAR 2023-2 A3 4.47 02/16/2028		147.21	147.21
06/16/2025	Principal Paydown	362583AD8	50,000.00	GMCAR 2023-2 A3 4.47 02/16/2028	2,741.19		2,741.19
06/16/2025	Coupon	362585AC5	21,057.95	GMCAR 2022-2 A3 3.1 02/16/2027		22.96	22.96
06/16/2025	Principal Paydown	362585AC5	21,057.95	GMCAR 2022-2 A3 3.1 02/16/2027	1,321.45		1,321.45
06/16/2025	Coupon	36268GAD7	20,000.00	GMCAR 2024-1 A3 4.85 12/18/2028		80.83	80.83
06/16/2025	Coupon	47787JAC2	19,183.64	JDOT 2022 A3 0.36 09/15/2026		10.33	10.33
06/16/2025	Principal Paydown	47787JAC2	19,183.64	JDOT 2022 A3 0.36 09/15/2026	1,114.78		1,114.78
06/16/2025	Coupon	47800RAD5	35,000.00	JDOT 2024 A3 4.96 11/15/2028		144.67	144.67
06/16/2025	Coupon	58769GAD5	55,000.00	MBALT 2024-B A3 4.23 02/15/2028		193.88	193.88
06/16/2025	Coupon	58770AAC7	44,373.16	MBART 2023-1 A3 4.51 11/15/2027		101.09	101.09
06/16/2025	Principal Paydown	58770AAC7	44,373.16	MBART 2023-1 A3 4.51 11/15/2027	2,043.04		2,043.04
06/16/2025	Coupon	89238DAD0	75,000.00	TAOT 2024-A A3 4.83 10/16/2028		301.88	301.88
06/20/2025	Coupon	379929AD4	30,000.00	GMALT 2023-3 A3 5.38 11/20/2026		89.14	89.14
06/20/2025	Principal Paydown	379929AD4	30,000.00	GMALT 2023-3 A3 5.38 11/20/2026	3,557.05		3,557.05
06/23/2025	Coupon	438123AC5	45,000.00	HAROT 2023-4 A3 5.67 06/21/2028		212.63	212.63
06/23/2025	Coupon	43815JAC7	35,000.00	HAROT 2023-1 A3 5.04 04/21/2027		94.00	94.00
06/23/2025	Principal Paydown	43815JAC7	35,000.00	HAROT 2023-1 A3 5.04 04/21/2027	2,095.33		2,095.33
06/25/2025	Coupon	05602RAD3	16,360.95	BMWOT 2022-A A3 3.21 08/25/2026		12.95	12.95
06/25/2025	Principal Paydown	05602RAD3	16,360.95	BMWOT 2022-A A3 3.21 08/25/2026	1,191.41		1,191.41
06/25/2025	Coupon	3137BNGT5	250,000.00	FHMS K-054 A2 2.745 01/25/2026		539.80	539.80
06/25/2025	Principal Paydown	3137BNGT5	250,000.00	FHMS K-054 A2 2.745 01/25/2026	8,799.98		8,799.98
06/25/2025	Coupon	3137BVZ82	100,000.00	FHMS K-063 A2 3.43 01/25/2027		285.83	285.83
06/25/2025	Coupon	3137FBBX3	125,000.00	FHMS K-068 A2 3.244 08/25/2027		337.92	337.92

CASH FLOW REPORT



Vallejo Flood & Wastewater District Cons | Account #10761 | As of September 30, 2024

Payment Date	Transaction Type	CUSIP	Quantity	Security Description	Principal Amount	Income	Total Amount
06/25/2025	Coupon	3137FBU79	134,526.08	FHMS K-069 A2 3.187 09/25/2027		352.45	352.45
06/25/2025	Principal Paydown	3137FBU79	134,526.08	FHMS K-069 A2 3.187 09/25/2027	219.89		219.89
06/25/2025	Coupon	3137FETN0	135,000.00	FHMS K-073 A2 3.35 01/25/2028		376.88	376.88
06/30/2025	Coupon	3133EN5E6	250,000.00	FEDERAL FARM CREDIT BANKS FUNDING CORP 4.0 12/29/2025		5,000.00	5,000.00
06/30/2025	Coupon	91282CEW7	250,000.00	UNITED STATES TREASURY 3.25 06/30/2027		4,062.50	4,062.50
June 2025 Total					23,835.86	26,072.66	49,908.52
JULY 2025							
07/08/2025	Coupon	3133EPVP7	250,000.00	FEDERAL FARM CREDIT BANKS FUNDING CORP 4.75 07/08/2026		5,937.50	5,937.50
07/15/2025	Coupon	161571HT4	145,000.00	CHAIT 2023-1 A 5.16 09/15/2028		623.50	623.50
07/15/2025	Coupon	47787JAC2	19,183.64	JDOT 2022 A3 0.36 09/15/2026		8.17	8.17
07/15/2025	Principal Paydown	47787JAC2	19,183.64	JDOT 2022 A3 0.36 09/15/2026	1,320.50		1,320.50
07/15/2025	Coupon	47800RAD5	35,000.00	JDOT 2024 A3 4.96 11/15/2028		144.67	144.67
07/15/2025	Coupon	57636QBA1	150,000.00	MASTERCARD INC 4.1 01/15/2028		3,075.00	3,075.00
07/15/2025	Coupon	58769GAD5	55,000.00	MBALT 2024-B A3 4.23 02/15/2028		193.88	193.88
07/15/2025	Coupon	58770AAC7	44,373.16	MBART 2023-1 A3 4.51 11/15/2027		93.41	93.41
07/15/2025	Principal Paydown	58770AAC7	44,373.16	MBART 2023-1 A3 4.51 11/15/2027	2,002.31		2,002.31
07/15/2025	Coupon	89238DAD0	75,000.00	TAOT 2024-A A3 4.83 10/16/2028		301.88	301.88
07/15/2025	Coupon	91282CJT9	250,000.00	UNITED STATES TREASURY 4.0 01/15/2027		5,000.00	5,000.00
07/16/2025	Coupon	362554AC1	8,151.24	GMCAR 2021-4 A3 0.68 09/16/2026		0.57	0.57
07/16/2025	Principal Paydown	362554AC1	8,151.24	GMCAR 2021-4 A3 0.68 09/16/2026	722.19		722.19
07/16/2025	Coupon	362583AD8	50,000.00	GMCAR 2023-2 A3 4.47 02/16/2028		136.99	136.99
07/16/2025	Principal Paydown	362583AD8	50,000.00	GMCAR 2023-2 A3 4.47 02/16/2028	2,687.85		2,687.85
07/16/2025	Coupon	362585AC5	21,057.95	GMCAR 2022-2 A3 3.1 02/16/2027		19.55	19.55
07/16/2025	Principal Paydown	362585AC5	21,057.95	GMCAR 2022-2 A3 3.1 02/16/2027	1,291.11		1,291.11
07/16/2025	Coupon	36268GAD7	20,000.00	GMCAR 2024-1 A3 4.85 12/18/2028		80.83	80.83
07/21/2025	Coupon	379929AD4	30,000.00	GMALT 2023-3 A3 5.38 11/20/2026		73.19	73.19
07/21/2025	Principal Paydown	379929AD4	30,000.00	GMALT 2023-3 A3 5.38 11/20/2026	3,401.84		3,401.84
07/21/2025	Coupon	438123AC5	45,000.00	HAROT 2023-4 A3 5.67 06/21/2028		212.63	212.63
07/21/2025	Coupon	43815JAC7	35,000.00	HAROT 2023-1 A3 5.04 04/21/2027		85.20	85.20
07/21/2025	Principal Paydown	43815JAC7	35,000.00	HAROT 2023-1 A3 5.04 04/21/2027	2,052.89		2,052.89

CASH FLOW REPORT



Vallejo Flood & Wastewater District Cons | Account #10761 | As of September 30, 2024

Payment Date	Transaction Type	CUSIP	Quantity	Security Description	Principal Amount	Income	Total Amount
07/25/2025	Coupon	05602RAD3	16,360.95	BMWOT 2022-A A3 3.21 08/25/2026		9.76	9.76
07/25/2025	Principal Paydown	05602RAD3	16,360.95	BMWOT 2022-A A3 3.21 08/25/2026	1,160.61		1,160.61
07/25/2025	Coupon	3137BNGT5	250,000.00	FHMS K-054 A2 2.745 01/25/2026		519.67	519.67
07/25/2025	Principal Paydown	3137BNGT5	250,000.00	FHMS K-054 A2 2.745 01/25/2026	5,035.72		5,035.72
07/25/2025	Coupon	3137BVZ82	100,000.00	FHMS K-063 A2 3.43 01/25/2027		285.83	285.83
07/25/2025	Coupon	3137FBBX3	125,000.00	FHMS K-068 A2 3.244 08/25/2027		337.92	337.92
07/25/2025	Coupon	3137FBU79	134,526.08	FHMS K-069 A2 3.187 09/25/2027		351.86	351.86
07/25/2025	Principal Paydown	3137FBU79	134,526.08	FHMS K-069 A2 3.187 09/25/2027	235.11		235.11
07/25/2025	Coupon	3137FETN0	135,000.00	FHMS K-073 A2 3.35 01/25/2028		376.88	376.88
07/30/2025	Coupon	3133EPZY4	250,000.00	FEDERAL FARM CREDIT BANKS FUNDING CORP 5.0 07/30/2026		6,250.00	6,250.00
07/31/2025	Coupon	91282CJW2	250,000.00	UNITED STATES TREASURY 4.0 01/31/2029		5,000.00	5,000.00
07/31/2025	Coupon	91282CLC3	200,000.00	UNITED STATES TREASURY 4.0 07/31/2029		4,000.00	4,000.00
July 2025 Total					19,910.12	33,118.88	53,029.00
AUGUST 2025							
08/01/2025	Coupon	06406RBN6	125,000.00	BANK OF NEW YORK MELLON CORP 4.543 02/01/2029		2,839.38	2,839.38
08/11/2025	Coupon	532457CK2	150,000.00	ELI LILLY AND CO 4.5 02/09/2029		3,375.00	3,375.00
08/11/2025	Coupon	69371RS56	125,000.00	PACCAR FINANCIAL CORP 5.05 08/10/2026		3,156.25	3,156.25
08/14/2025	Coupon	3133EPSW6	270,000.00	FEDERAL FARM CREDIT BANKS FUNDING CORP 4.5 08/14/2026		6,075.00	6,075.00
08/14/2025	Coupon	89236TKX2	150,000.00	TOYOTA MOTOR CREDIT CORP 5.0 08/14/2026		3,750.00	3,750.00
08/15/2025	Coupon	161571HT4	145,000.00	CHAIT 2023-1 A 5.16 09/15/2028		623.50	623.50
08/15/2025	Coupon	47787JAC2	19,183.64	JDOT 2022 A3 0.36 09/15/2026		5.62	5.62
08/15/2025	Principal Paydown	47787JAC2	19,183.64	JDOT 2022 A3 0.36 09/15/2026	1,196.46		1,196.46
08/15/2025	Coupon	47800RAD5	35,000.00	JDOT 2024 A3 4.96 11/15/2028		144.67	144.67
08/15/2025	Coupon	58769GAD5	55,000.00	MBALT 2024-B A3 4.23 02/15/2028		193.88	193.88
08/15/2025	Coupon	58770AAC7	44,373.16	MBART 2023-1 A3 4.51 11/15/2027		85.89	85.89
08/15/2025	Principal Paydown	58770AAC7	44,373.16	MBART 2023-1 A3 4.51 11/15/2027	1,776.98		1,776.98
08/15/2025	Coupon	89238DAD0	75,000.00	TAOT 2024-A A3 4.83 10/16/2028		301.88	301.88
08/15/2025	Coupon	912828K74	200,000.00	UNITED STATES TREASURY 2.0 08/15/2025		2,000.00	2,000.00
08/15/2025	Final Maturity	912828K74	200,000.00	UNITED STATES TREASURY 2.0 08/15/2025	200,000.00		200,000.00

CASH FLOW REPORT



Vallejo Flood & Wastewater District Cons | Account #10761 | As of September 30, 2024

Payment Date	Transaction Type	CUSIP	Quantity	Security Description	Principal Amount	Income	Total Amount
08/15/2025	Coupon	912828V98	250,000.00	UNITED STATES TREASURY 2.25 02/15/2027		2,812.50	2,812.50
08/18/2025	Coupon	362554AC1	8,151.24	GMCAR 2021-4 A3 0.68 09/16/2026		0.16	0.16
08/18/2025	Effective Maturity	362554AC1	8,151.24	GMCAR 2021-4 A3 0.68 09/16/2026	287.83		287.83
08/18/2025	Coupon	362583AD8	50,000.00	GMCAR 2023-2 A3 4.47 02/16/2028		126.98	126.98
08/18/2025	Principal Paydown	362583AD8	50,000.00	GMCAR 2023-2 A3 4.47 02/16/2028	2,609.05		2,609.05
08/18/2025	Coupon	362585AC5	21,057.95	GMCAR 2022-2 A3 3.1 02/16/2027		16.21	16.21
08/18/2025	Principal Paydown	362585AC5	21,057.95	GMCAR 2022-2 A3 3.1 02/16/2027	1,249.88		1,249.88
08/18/2025	Coupon	36268GAD7	20,000.00	GMCAR 2024-1 A3 4.85 12/18/2028		80.83	80.83
08/20/2025	Coupon	379929AD4	30,000.00	GMALT 2023-3 A3 5.38 11/20/2026		57.94	57.94
08/20/2025	Principal Paydown	379929AD4	30,000.00	GMALT 2023-3 A3 5.38 11/20/2026	3,250.04		3,250.04
08/21/2025	Coupon	438123AC5	45,000.00	HAROT 2023-4 A3 5.67 06/21/2028		212.63	212.63
08/21/2025	Principal Paydown	438123AC5	45,000.00	HAROT 2023-4 A3 5.67 06/21/2028	1,670.75		1,670.75
08/21/2025	Coupon	43815JAC7	35,000.00	HAROT 2023-1 A3 5.04 04/21/2027		76.57	76.57
08/21/2025	Principal Paydown	43815JAC7	35,000.00	HAROT 2023-1 A3 5.04 04/21/2027	1,996.70		1,996.70
08/25/2025	Coupon	037833BY5	150,000.00	APPLE INC 3.25 02/23/2026		2,437.50	2,437.50
08/25/2025	Coupon	05602RAD3	16,360.95	BMWOT 2022-A A3 3.21 08/25/2026		6.66	6.66
08/25/2025	Principal Paydown	05602RAD3	16,360.95	BMWOT 2022-A A3 3.21 08/25/2026	1,123.91		1,123.91
08/25/2025	Coupon	3137BNGT5	250,000.00	FHMS K-054 A2 2.745 01/25/2026		508.15	508.15
08/25/2025	Principal Paydown	3137BNGT5	250,000.00	FHMS K-054 A2 2.745 01/25/2026	429.04		429.04
08/25/2025	Coupon	3137BVZ82	100,000.00	FHMS K-063 A2 3.43 01/25/2027		285.83	285.83
08/25/2025	Coupon	3137FBBX3	125,000.00	FHMS K-068 A2 3.244 08/25/2027		337.92	337.92
08/25/2025	Coupon	3137FBU79	134,526.08	FHMS K-069 A2 3.187 09/25/2027		351.24	351.24
08/25/2025	Principal Paydown	3137FBU79	134,526.08	FHMS K-069 A2 3.187 09/25/2027	221.37		221.37
08/25/2025	Coupon	3137FETN0	135,000.00	FHMS K-073 A2 3.35 01/25/2028		376.88	376.88
08/26/2025	Coupon	17275RBQ4	75,000.00	CISCO SYSTEMS INC 4.8 02/26/2027		1,800.00	1,800.00
08/26/2025	Coupon	17275RBR2	100,000.00	CISCO SYSTEMS INC 4.85 02/26/2029		2,425.00	2,425.00
08/27/2025	Coupon	14913UAJ9	150,000.00	CATERPILLAR FINANCIAL SERVICES CORP 4.85 02/27/2029		3,637.50	3,637.50
August 2025 Total					215,812.01	38,101.55	253,913.56
Grand Total			61,285,210.11		17,861,797.10	381,435.74	18,243,232.84

IMPORTANT DISCLOSURES



Vallejo Flood & Wastewater District Cons | Account #10761 | As of September 30, 2024

Chandler Asset Management, Inc. (“Chandler”) is an SEC registered investment adviser. For additional information about our firm, please see our current disclosures (Form ADV). To obtain a copy of our current disclosures, you may contact your client service representative by calling the number on the front of this statement or you may visit our website at www.chandlerasset.com.

Information contained in this monthly statement is confidential and is provided for informational purposes only and should not be construed as specific investment or legal advice. The information contained herein was obtained from sources believed to be reliable as of the date of this statement, but may become outdated or superseded at any time without notice.

Custody: Your qualified custodian bank maintains control of all assets reflected in this statement and we urge you to compare this statement to the one you receive from your qualified custodian. Chandler does not have any authority to withdraw or deposit funds from/to the custodian account.

Valuation: Prices are provided by IDC, an independent pricing source. In the event IDC does not provide a price or if the price provided is not reflective of fair market value, Chandler will obtain pricing from an alternative approved third party pricing source in accordance with our written valuation policy and procedures. Our valuation procedures are also disclosed in Item 5 of our Form ADV Part 2A.

Performance: Performance results are presented gross-of-advisory fees and represent the client’s Total Return. The deduction of advisory fees lowers performance results. These results include the reinvestment of dividends and other earnings. Past performance may not be indicative of future results. Therefore, clients should not assume that future performance of any specific investment or investment strategy will be profitable or equal to past performance levels. All investment strategies have the potential for profit or loss. Economic factors, market conditions or changes in investment strategies, contributions or withdrawals may materially alter the performance and results of your portfolio.

Source ice Data Indices, LLC (“ICE”), used with permission. ICE PERMITS USE OF THE ICE INDICES AND RELATED DATA ON AN “AS IS” BASIS; ICE, ITS AFFILIATES AND THEIR RESPECTIVE THIRD PARTY SUPPLIERS DISCLAIM ANY AND ALL WARRANTIES AND REPRESENTATIONS, EXPRESS AND/OR IMPLIED, INCLUDING ANY WARRANTIES OF MERCHANTABILITY OR FITNESS FOR A PARTICULAR PURPOSE OR USE, INCLUDING THE INDICES, INDEX DATA AND ANY DATA INCLUDED IN, RELATED TO, OR DERIVED THEREFROM. NEITHER ICE DATA, ITS AFFILIATES OR THEIR RESPECTIVE THIRD PARTY PROVIDERS GUARANTEE THE QUALITY, ADEQUACY, ACCURACY, TIMELINESS OR COMPLETENESS OF THE INDICES OR THE INDEX DATA OR ANY COMPONENT THEREOF, AND THE INDICES AND INDEX DATA AND ALL COMPONENTS THEREOF ARE PROVIDED ON AN “AS IS” BASIS AND LICENSEE’S USE IS AT LICENSEE’S OWN RISK. ICE DATA, ITS AFFILIATES AND THEIR RESPECTIVE THIRD PARTY DO NOT SPONSOR, ENDORSE, OR RECOMMEND CHANDLER, OR ANY OF ITS PRODUCTS OR SERVICES.

Index returns assume reinvestment of all distributions. Historical performance results for investment indexes generally do not reflect the deduction of transaction and/or custodial charges or the deduction of an investment management fee, the incurrence of which would have the effect of decreasing historical performance results. It is not possible to invest directly in an index.

Ratings: Ratings information have been provided by Moody’s, S&P and Fitch through data feeds we believe to be reliable as of the date of this statement, however we cannot guarantee its accuracy.

Security level ratings for U.S. Agency issued mortgage-backed securities (“MBS”) reflect the issuer rating because the securities themselves are not rated. The issuing U.S. Agency guarantees the full and timely payment of both principal and interest and carries a AA+/Aaa/AAA by S&P, Moody’s and Fitch respectively.



General Manager
Mark Tomko

November 12, 2024

Board Communication

Consent Calendar, Section 4E

TO: The Honorable President and Board of Trustees
FROM: Mark Tomko, General Manager
PREPARED BY: Bill Ash, Associate Engineer
SUBJECT: Mare Island Update

RECOMMENDATION

Receive and file information update on Mare Island for November 2024.

BACKGROUND AND DISCUSSION

The purpose of this Board Communication is to summarize recent activity on Mare Island that involved Vallejo Flood and Wastewater District.

RECENT UPDATES

The following items represent a summary of specific updates since the last meeting of the Board of Trustees:

Permitting

850 Nimitz Avenue (PR24-0006) – Mare Island Company (MIC) proposes to redevelop the Mare Island Coal Sheds.

- A. Proposed project includes enclosing 35,800 square feet of commercial space with the addition of both men's and women's restroom facilities.
- B. Applicant proposes to install a private sanitary sewer lift station in an existing maintenance hole as well as a grease interceptor to support this project.

Mare Island Infrastructure Assessment (MIIA)

The Monthly Project Management Meeting centered around sanitary sewer capacity, EPA grant extension and general sewer impacts. The City is going to include sewer work in their request for additional funds from the Economic Development Agency.

- A. In cooperation with the City, District, and MIC, West Yost identified several areas for additional inspection by Electro Scan.
 - a. Preliminary field investigations indicated that pipe sections were severely impacted by sediment and other debris that would need to be cleaned prior to inspection.
 - b. The District had planned to assist with the cleaning operations in support of this effort; however, monitoring well test results in some areas showed potentially harmful contaminants that made this work unsafe to perform with District personnel and equipment. The City is evaluating including additional funds to perform the cleaning in the Economic Development Administration (EDA) grant request.
- B. The City is pursuing additional grant funding and an extension from the EDA to perform a complete inspection of the sewer system including cleaning flooded sections near the waterfront and a preliminary analysis of the existing seawall.
- C. Documents and Technical Memorandums (TM) Provided for Review and Comment:

- a. Draft of the consolidated report excluding the Sanitary Sewer system chapter was provided on August 1, 2024, with comments due August 30, 2024.
- b. Chapter 5, the Sanitary Sewer section and Executive Summary of the report will be completed following the additional sewer system investigations.

ONGOING ITEMS AND SUPPLEMENTAL INFORMATION

The following items represent ongoing tasks related to Mare Island which are managed or coordinated by the District:

Permitting

975 Nimitz Avenue (BP22-00306) – Tenant Improvement to convert the second floor of Building 483 to wine barrel storage.

- A. The District Conditionally Approved the project on May 5, 2023, pending receipt and approval of the designs for the pH Pre-Treatment System and Flow Monitoring/Sampling Station.
- B. The District Environmental Compliance Division (ECD) coordinated with the applicant to resolve design challenges related to the pre-treatment system and gave their approval on September 22, 2023.
- C. The Applicant responded on January 10, 2024, that the pH dosing system was going to be cost prohibitive, and they are looking for other alternatives to move the project forward. The District acknowledged this change in a response on January 24, 2024.
- D. The permit status is, “Finaled”; however, the District has not performed any inspections nor has the change in operation necessitating the pre-treatment system been communicated.
- E. No further updates.

Preliminary Review (PR23-0004) – Use of Berth 18 for Materials Handling Facility by PG&E for dewatering and off-haul of dredged materials.

- A. No further updates.

Development Review (DVR24-0012) – North Mare Island Beautification Project. Mare Island Company submitted a plan review set for the beautification of north Mare Island for the City’s review.

- A. Given the proposed scope the District has no immediate concerns with the project and issued a response outlining the following considerations:
 - a. The District operates two lift stations in the vicinity of the proposed work, access to these lift stations will have to be maintained and the access plans reviewed by District staff to ensure adequate clearance.
 - b. The proposed project area contains existing sewer and storm drainage infrastructure, the Applicant shall provide a plan indicating what infrastructure will remain and what will be demolished or abandoned.
 - c. Additional information and fees may be required depending on the full scope of the project.
- B. No further updates.

110 Pintado Street (BP22-00906) - Mare Island Art Studios

- A. The District approved this project on August 12, 2024.
- B. The permit status is still listed as, “Awaiting Resubmittal.”
- C. No further updates.

1050 Nimitz Avenue (BP24-00702) – WETA is intending to create 4 new enclosed offices and a small Hoteling Station at their Mare Island facility.

- A. The project scope does not constitute a change in use, nor does it impact Sanitary Sewer or Storm Drain infrastructure. Therefore, the permit has been returned as, "Review not Required."

1101 Nimitz Avenue (BP24-01100) – Interior remodel; electrical, bath, laundry & kitchen.

- A. The project scope does not constitute a change in use; however, the District is evaluating if a Pre-Treatment Questionnaire will be required due to proposed cage washing operations.

1310 Club Drive (COA24-0004) – Touro University proposes to construct a new guard house with fencing and widening of private road serving as the main entrance to the university.

- A. Proposed project includes the addition of a restroom in the guard house. Applicant will be required to show sanitary sewer connection location and clean out.
- B. Review due September 30, 2024.

Mare Island Infrastructure Assessment (MIIA)

The recommendation to perform smoke testing of the sanitary sewer system was presented during the meeting. Smoke testing is a sewer inspection method whereby nontoxic smoke is forced into sewer system access points. The smoke makes its way through all connected pipes in the sewer system, thereby indicating pipe leaks, breached utility holes, cracks, uncapped lines, and other sources of Inflow and Infiltration (I&I).

- A. Results of the additional flow monitoring identified North Mare Island as having significant I&I, additional smoke testing of North Mare Island was recommended and commenced on May 28, 2024.
- B. Additional CCTV scope may be identified following the results of the smoke testing.
- C. Documents and Technical Memorandums (TM) Provided for Review and Comment:
 - a. Draft of Chapter 4, the Storm Drainage section of the report was provided for District information and review on April 2, 2024. Review and comments were provided by the District on April 26
 - b. Draft of Chapter 6, the Geotechnical Evaluation section of the report was provided for District information and review on March 14, 2024. Review and comments were due from District on April 19. Cursory review by District was performed and response provided on April 19.
 - c. Draft of Chapter 3, the Water section of the report was provided for District information and review on March 28, 2024. Review and comments were due from District on April 19. Cursory review by District was performed and response provided on April 19.

DOM 4 Lift Station

- A. DOM 4 is the final sewer lift station on Mare Island that pumps all Mare Island sewer flow to the mainland side.
- B. The District contracted with HydroScience Engineers, Inc. in August 2022 to prepare a Technical Memorandum and design documents for replacing the existing Variable Frequency Drives (VFDs). During this work it was discovered that the Motor Control Center (MCC) and the Programmable Logic Controller (PLC) were in poor condition and in need of replacement.
- C. The District advertised the DOM 4 Lift Station MCC and CP Replacement Project (CWP013) for bid on 2/6/2024 and held a well-attended mandatory pre-bid meeting on February 22, 2024.
- D. The District received three bids on March 21, 2024. The low bid for \$640,100 was submitted by Mike Brown Electric. The project was awarded to Mike Brown Electric as part of the Meeting of the Board of Trustees on March 12th.

- E. The District is currently working with Mike Brown Electric on Technical Submittals and Requests for Information (RFIs) related to the electrical equipment and materials.

DOM 3 Lift Station

- A. DOM 3 is a sewer lift station that pumps sewer flow on Mare Island to DOM 4. Various maintenance activities are required for DOM 3 including the replacement of both pumps and the influent valves. To accomplish this, sediment built up in the wet well will need to be removed. The sediment was tested and found to be contaminated by heavy metals and will need to be disposed of at a suitable location.
- B. On October 14, 2022, DOM 3 Pump 1 experienced a failure of the pump volute due to excessive corrosion that flooded the Dry Well. District staff responded and pumped down the flooded area and isolated the failed pump. Currently, DOM 3 is operating on a single, heavily corroded pump with no redundancy and has been for the past year.
- C. The cost estimate received for the sediment removal and disposal is \$67,850 on a Time & Materials basis. The materials estimate prepared by the District to replace both pumps and influent valves is \$104,000.

FUNDING

The District has reached out to the City of Vallejo and Mare Island Company to collaborate on lobbying efforts to secure funding for Mare Island infrastructure. The District has been successful in its lobbying efforts to have Congressionally Directed Spending i.e., earmarks, included in the House Interior and Environment spending bill for the upcoming federal budget; however, the draft Senate bill does not include this earmark. District staff will continue to work with federal representatives to secure funding.

ENVIRONMENTAL REVIEW

This administrative update is not considered a project under CEQA per Section 15378; therefore, no environmental review is required.

FISCAL IMPACT

The fiscal impact of capacity fees, operation and maintenance costs, and capital costs is part of ongoing discussion with MIC/City.

DOCUMENTS ATTACHED

None

CONTACT PERSON

Bill Ash, Associate Engineer, (707) 558-3409



**General Manager
Mark Tomko**

November 12, 2024

Board Communication

Consent Calendar, Section 4F

TO: The Honorable President and Board of Trustees

FROM: Alexandria Houston, Director of Human Resources & Risk Management
Matthew Hethcock, Safety Program Manager

PREPARED BY: Matthew Hethcock, Safety Program Manager

SUBJECT: Increase Security Contract with Wright Guard LLC Security Services

RECOMMENDATION

Authorize the General Manager to increase the current security contract with Wright Guard LLC Security Services from \$155,000 to an amount not to exceed \$600,000 for Fiscal Year (FY) 2024-25.

BACKGROUND AND DISCUSSION

Vallejo Flood and Wastewater District (District) contracted with Wright Guard LLC Security Services (Wright Guard) in November 2023 to provide security from 10:00 p.m. to 6:00 a.m. Wright Guard has provided and continues to provide armed security for the wastewater plant at 450 Ryder Street and District facilities outside of the wastewater treatment plant.

Since October 2022, the District has received over 25 safety and security incidents (on and off plant premises). The District provides essential services to the Vallejo Community that must be protected. There has been a noticeable increase in break-ins, vagrancy, damage to District facilities, and a higher risk of harm to District employees. In addition, the encampments around District facilities and crime in the area continue to cause safety and security concerns as well as damage to District critical facilities. The wastewater treatment plant is a large facility that provides access to the septage/RV dump station, deliveries, contractors, and Native Plant Society volunteers throughout business hours through two sliding gates on Solano Avenue.

The septage/RV dump station provides a great service to the community by providing a location for RV owners to dump their sewer waste for free and reduces the potential of untreated waste being discharged to the stormwater system. However, this program also poses a high safety risk to the treatment plant and District personnel. There have been past incidents, prior to the implementation of 24-hour security, that required District staff to confront threatening individuals utilizing the septage/RV dump station, as well as issues with theft of personal and District property. The District's long-term plan is to move the septage/RV dump facilities outside the fence of the treatment plant once the District can acquire adjacent land for this purpose.

As employees enter and leave the treatment plant facility, there have been several incidents where vehicles have entered unauthorized through the temporarily open gate. This problem is difficult to control, given the large number of cars parked just outside the gates on Solano and a heightened presence of individuals searching for opportunities to gain unauthorized access to District property.

The recent fire at the Sears Point Facility near Highway 37 required District staff to work within unhoued encampments to repair critical facilities. Security services were utilized to provide safety to District staff.

The risks to essential infrastructure and District staff are of critical concern. This proposal will address immediate safety and security concerns for District facilities and personnel until enhanced security is no longer necessary.

Wright Guard provides a strong security presence and responds quickly in the event of a security problem that impacts the District's essential services and infrastructure, both at the treatment plant and at District facilities throughout the community.

The District must operate its essential facilities 24 hours a day, 365 days a year. Due to the growing number of incidents and the need to protect in real time the safety and security of District employees, the District temporarily increased security from 8 hours a day to 24 hours per day, 7 days per week, to better protect the essential service provided. The recommended action will allow the District to continue with this increased level of service through the remainder of the fiscal year.

ENVIRONMENTAL REVIEW

This is not a project under CEQA, and no environmental review is required.

FISCAL IMPACT

The two-year contract with Wright Guard has a not to exceed amount of \$155,000/year. Moving to 24/7 armed security adds two additional shifts and increases the cost for fiscal year 2024/25 to \$600,000. The budget for the additional cost will come from expected salary and benefit savings already anticipated in the current fiscal year from current vacancies. For fiscal year 2025/26 the cost of security will be proposed for inclusion in the new biennial budget.

DOCUMENTS ATTACHED

- A. Security Update
- B. Cost Proposal for 24/7 Security

CONTACT PERSON

Matthew Hethcock, Safety Program Manager (707) 652-7804



Vallejo
FLOOD & WASTEWATER DISTRICT
Security Update





2024

SECURITY ASSESSMENT



CURRENT STATE

- SVT – 2020 - 2023
- WG – November 2023
- Ask the BOT for an increase in budget



BREACHES

- Fence Cuts
- Stolen Materials / Vehicle Damage



RECOMMENDATIONS

- Remote Site Break-ins
- CPTED – Crime Prevention through Environmental Design



Meeting w/ Security Committee

- Met with Security Committee on July 11.

Safety &
Security
Incidents

INCIDENTS

Total Reported

Incidents - 20

(9/2022 - Current)



RESPONSE
TIME

A stopwatch icon is positioned between the words 'RESPONSE' and 'TIME'.

01


Plant incidents

- Fence Cuts – 3 (No Theft)
- RV Dump – Public on site with no security
- Employee Threats /Safety – 1

02

Remote Incidents

- † Pump Stations – 4
- Vehicle Thefts – 2
- Property Damage / Theft
- Employee Safety – Call outs



Cost of Repairs Paid
Approximate - \$60,000
(labor and materials)



ESTIMATED

2022-23 FY	2023-24 FY	2024-25 FY	24/7 Proposal
<ul style="list-style-type: none"> Nightly Perimeter Check / No Camera Coverage 	<ul style="list-style-type: none"> On Site Security w/ Remote Patrol & Security Camera 	<ul style="list-style-type: none"> On Site Security w/ Remote Patrol & Security Camera 	<ul style="list-style-type: none"> 24/7 - Armed Coverage 3 Shifts Increase budget
<ul style="list-style-type: none"> Employee Threat Restraining Order 	<ul style="list-style-type: none"> Switched Security Vendors in November 2023 		

2022-23 FY

2023-24 FY

2024-25 FY

24/7 Proposal

\$220k

\$138k

\$18k YTD
Estimate -
\$144K

Estimated -
\$600k

- Nightly Perimeter Check / No Camera Coverage

- On Site Security w/ Remote Patrol & Security Camera

- On Site Security w/ Remote Patrol & Security Camera

- 24/7 - Armed Coverage
- 3 Shifts
- Increase budget

- Employee Threat Restraining Order

- Switched Security Vendors in November 2023



**General Manager
Mark Tomko**

November 12, 2024

Board Communication

Administrative Items, Section 5A

TO: The Honorable President and Board of Trustees

FROM: Jeff Tucker, Director of Finance and Treasurer

PREPARED BY: Olivia Ruiz, Finance Manager

SUBJECT: Delegation of Emergency Authority to the General Manager

RECOMMENDATION

Approve a Resolution Delegating Emergency Procurement Authority to the General Manager authorizing expenditures up to \$750,000 in the event of a sudden, unexpected occurrence that poses a clear and imminent danger, requiring immediate action to prevent or mitigate the loss or impairment of life, health, property, or essential public services.

BACKGROUND AND DISCUSSION

The Board of Trustees (Board) previously adopted Ordinance 2020-73, which amended the Vallejo Flood and Wastewater District's (District) bidding and purchasing policies (Procurement Policies). The Procurement Policies, among other things, designate the General Manager as the District's purchasing agent and details the specific procedures that must be adhered to when procuring construction services, goods and materials, and professional services.

The Procurement Policies do not currently provide a delegation of authority to the General Manager to take action when an emergency situation arises that necessitates prompt action by the District to remediate or address that emergency.

Pursuant to California Public Contract Code section 22050(b)(1), the Board may delegate to the General Manager the authority to respond to emergencies. Specifically, the Board may delegate the authority to: (i) repair or replace a public facility; (ii) take any directly related and immediate action required by the emergency; and (iii) procure the necessary equipment, services, and supplies for those purposes, without giving notice for bids to let contracts. An "emergency" is a "sudden, unexpected occurrence that poses a clear and imminent danger, requiring immediate action to prevent or mitigate the loss or impairment of life, health, property, or essential public services." (PCC § 1102.)

The proposed resolution grants the General Manager emergency procurement authority to take the necessary steps and expend funds necessary, up to \$750,000, to mitigate the risk and respond to the emergency.

When utilizing the emergency authority, the General Manager will promptly inform the Board, through the Board President, of the emergency and the steps taken and expenditures incurred responding to it.

ENVIRONMENTAL REVIEW

This is not a project under CEQA and no environmental review is required.

FISCAL IMPACT

None. However, the General Manager is required to update the Board, through the Board President of any expenditures incurred under the emergency authority.

DOCUMENTS ATTACHED

A. Resolution

CONTACT PERSON

Jeff Tucker, Director of Finance/Treasurer, (707) 652-7802

Vallejo Flood and Wastewater District
Resolution Number 2024-

**A RESOLUTION OF THE BOARD OF TRUSTEES OF THE
VALLEJO FLOOD AND WASTEWATER DISTRICT
DELEGATING EMERGENCY PROCUREMENT AUTHORITY TO THE GENERAL MANAGER**

Recitals

- A. The Vallejo Flood and Wastewater District (District) Board of Trustees (Board) previously adopted Ordinance 2020-73, which amended the District's bidding and purchasing procedures (Procurement Policies). The Procurement Policies designate the General Manager as the District's purchasing agent and delegate specific procurement powers to the General Manager.
- B. California Public Contract Code section 22050(b)(1) grants the Board the authority to delegate to the General Manager, in the case of an emergency, the authority to: (i) repair or replace a public facility; (ii) take any directly-related and immediate action required by the emergency; and (iii) procure the necessary equipment, services, and supplies for those purposes, without giving notice for bids to let contracts. An "emergency" is defined by California Public Contract Code section 1102 as a "sudden, unexpected occurrence that poses a clear and imminent danger, requiring immediate action to prevent or mitigate the loss or impairment of life, health, property, or essential public services."
- C. The Board intends by this Resolution to delegate emergency authority to the General Manager pursuant to California Public Contract Code section 22050(b)(1).

Now, therefore, the Board of Trustees of the Vallejo Flood and Wastewater District resolves as follows:

- 1. The General Manager of the District is hereby delegated emergency procurement authority pursuant to California Public Contract Code section 22050(b)(1).
- 2. The General Manager is authorized to expend up to \$750,000 of District funds when an emergency occurs that directly or potentially adversely affects the ability of the District to perform its services, puts District property or personnel in jeopardy, or may jeopardize the health and safety of the community and its residents.
- 3. The General Manager will determine when an emergency (including an imminent risk of substantial harm or damage to District facilities or the environment) exists and may take any steps deemed necessary and may expend District funds up to \$750,000, to mitigate the risk and respond to the emergency. The formal bidding requirements set forth in Ordinance 2020-73 do not apply to actions taken pursuant to this emergency authority.
- 4. In accordance with Public Contract Code Section 22050, the General Manager will promptly inform the Board, through the Board President, of the emergency and the steps taken and expenditures incurred responding to it. The General Manager shall report to the Board at its next regularly scheduled meeting the cause of the emergency and the related expenditure.

PASSED AND ADOPTED by the Board of Trustees of the Vallejo Flood and Wastewater District at a regular meeting held on this 12th day of November 2024 by the following vote:

AYES:

NOES:

ABSENT:

ABSTAIN:

WITNESS my hand and the Seal of the District on this 12th day of November 2024.

Eduardo Castillo Gomez
Clerk of the Board